




M3M ESCALA: CASH FLOW STATEMENT

| 1. Statement of quarterly estimated expenditure [in (in lacs)] | | | | | | | | | | |
|--|-----------------------|------------------------------|------------------------------------|----------------------------|----------------------|--|-----------------|--------------------------------------|-----------------|--|
| Items of expenditure Quarter  | Land cost expenditure | External development charges | Infrastructure development charges | Internal development works | Cost of construction | Cost of construction of community facilities | Others cost | Total expenditure during the quarter | Cumulative cost | |
| | (1) | (2) | (3) | (4) | (5) | (6) | (7) | (8) | (9) | |
| Up to date of submission of application for registration | 3729.47 | 600.12 | 71.59 | 1202.27 | 6713.64 | | 1603.00 | 13920.09 | 13920.09 | |
| Jul-Sep 21 | - | - | - | - | - | - | 54.19 | 54.19 | 13974.28 | |
| Oct-Dec 21 | - | - | - | - | - | - | 9.76 | 9.76 | 13984.04 | |
| Total | 3,729.47 | 600.12 | 71.59 | 1,202.27 | 6,713.64 | - | 1,666.94 | 13984.04 | | |

| 2. Statement of quarterly estimated sources of funds for the project (if project is implemented in one go), otherwise, for the phase applied for registration – [INR (in Lacs)] | | | | | | |
|---|-----------------|---|--|----------------------|--|----------------------------------|
| Items of Sources of funds Quarter  | Sale proceeds | Temporarily funding /loan disbursement from other sources | Loans disbursement from Banks & Financial Institutions | Others (Equity etc.) | Total estimated available funds during the quarter | Cumulative availability of funds |
| Up to date of submission of application for registration | 18821.98 | - | - | - | 18821.98 | 18821.98 |
| Jul-Sep 21 | 1,620.99 | - | - | - | 1620.99 | 20768.24 |
| Oct-Dec 21 | 325.27 | - | - | - | 325.27 | 20768.24 |
| Total | 20768.24 | - | - | - | 20768.24 | |

| 3. Statement of net cash flow (for the project if project is implemented in one go, otherwise, for the phase applied for registration) - [INR (In Lacs)] | | | | |
|--|--|--|----------------------------------|--|
| Particulars Quarter  | Total estimated expenditure during the quarter | Total estimated fund availability during the quarter | Net cash flow during the quarter | Cumulative cash flow till end of the quarter |
| Up to date of submission of application for registration | 13920.09 | 18821.98 | 4901.88 | 4901.88 |
| Jul-Sep 21 | 54.19 | 1620.99 | 1566.80 | 6468.68 |
| Oct-Dec 21 | 9.76 | 325.27 | 315.51 | 6784.20 |
| Total | 13984.04 | 20768.24 | 6784.20 | |