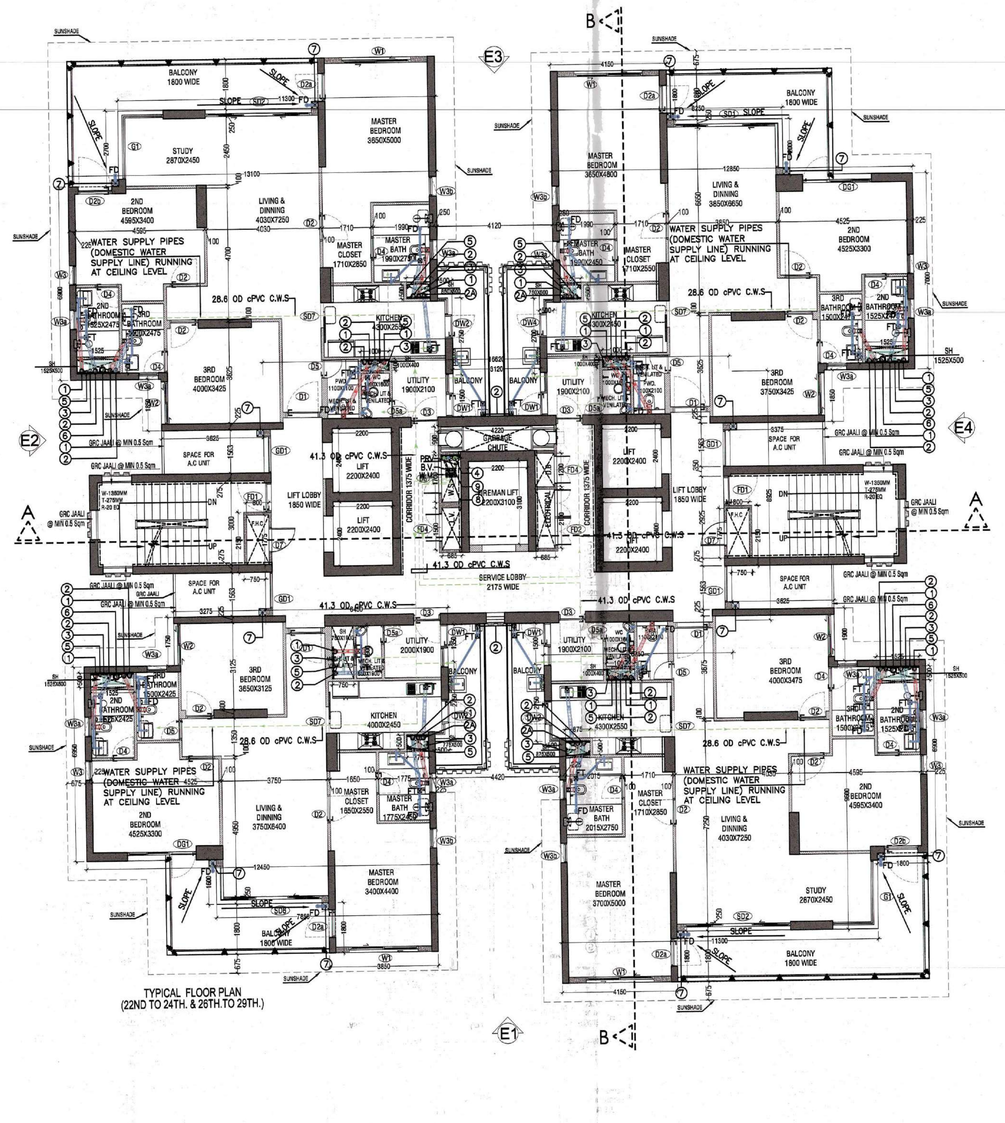

TYPICAL FLOOR PLAN
(22ND TO 24TH. & 28TH TO 29TH.)

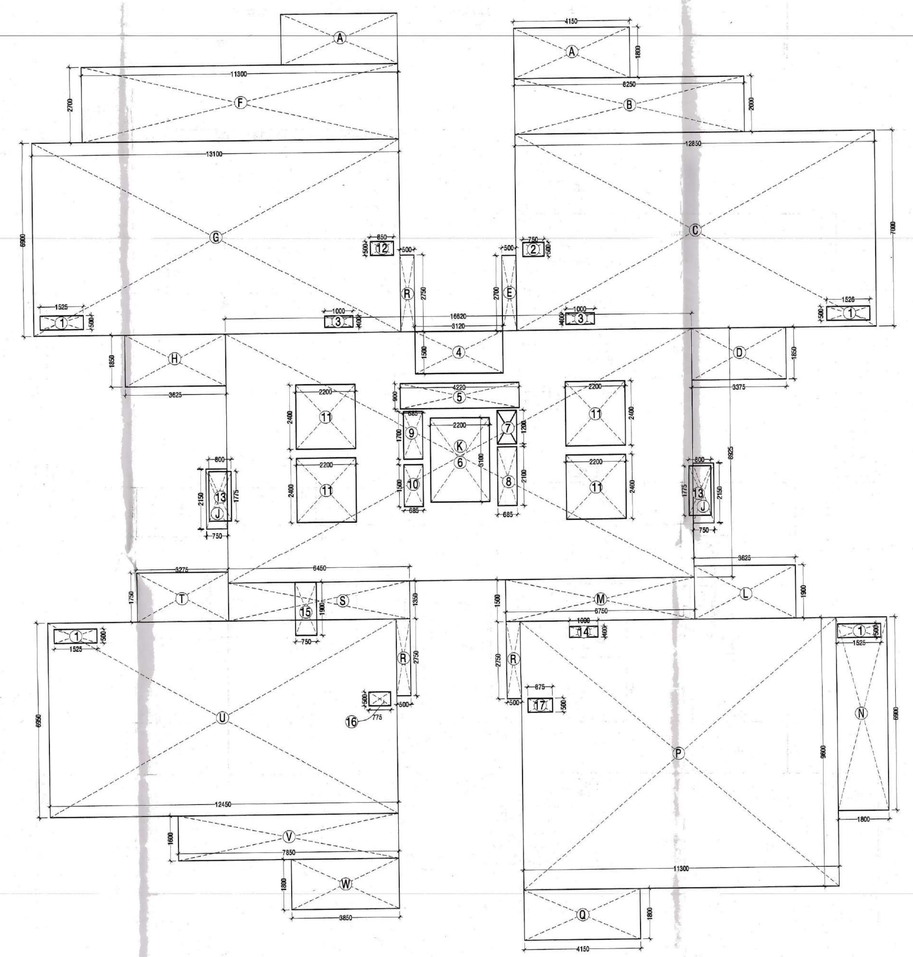

AREA DIAGRAM - TYPICAL FLOOR PLAN (22ND. TO 29TH. FLOORS)
FOR TOWER A
SCALE- 1:100

F.A.R AREA ON TYP.(22ND TO 29TH) FLOOR-TOWER E

NO.	TYPE	WIDTH (in mm)	LENGTH (in mm)	Nos.	AREA In SqM
COVERED AREA ON FLOOR					
ADDITIONS					
A	RECTANGLE	4150	1800	2	14.940
B	RECTANGLE	8250	2000	1	16.500
C	RECTANGLE	12850	7000	1	89.950
D	RECTANGLE	3375	1850	1	6.244
E	RECTANGLE	500	2700	1	1.350
F	RECTANGLE	11300	2700	1	30.510
G	RECTANGLE	13100	6900	1	90.390
H	RECTANGLE	3625	1850	1	6.706
J	RECTANGLE	750	2150	2	3.225
K	RECTANGLE	16620	8925	1	148.334
L	RECTANGLE	3625	1900	1	6.888
M	RECTANGLE	6750	1500	1	10.125
N	RECTANGLE	1800	6900	1	12.420
P	RECTANGLE	11300	9600	1	108.480
Q	RECTANGLE	4150	1800	1	7.470
R	RECTANGLE	500	2750	3	4.125
S	RECTANGLE	6450	1350	1	8.708
T	RECTANGLE	3275	1750	1	5.731
U	RECTANGLE	12450	6950	1	86.528
V	RECTANGLE	7850	1600	1	12.560
W	RECTANGLE	3850	1800	1	6.930
TOTAL ADDITIONS (A)					678.112
CUTOUTS					
1	RECTANGLE	1525	500	4	3.050
2	RECTANGLE	750	500	1	0.375
3	RECTANGLE	1000	400	3	1.200
4	RECTANGLE	3120	1500	1	4.680
5	RECTANGLE	4220	900	1	3.798
6	RECTANGLE	2200	3100	1	6.820
7	RECTANGLE	685	1200	1	0.822
8	RECTANGLE	685	2100	1	1.439
9	RECTANGLE	685	1700	1	1.165
10	RECTANGLE	685	1500	1	1.028
11	RECTANGLE	2200	2400	4	21.120
12	RECTANGLE	850	500	1	0.425
13	RECTANGLE	800	1775	2	2.840
15	RECTANGLE	750	1900	1	1.425
16	RECTANGLE	775	500	1	0.388
17	RECTANGLE	875	500	1	0.438
TOTAL CUTOUTS (B)					51.011
F.A.R AREA ON 22ND TO 29TH. FLOOR C =A - B					627.102

F.A.R AREA ON 30TH & 31ST. FLOOR-TOWER E

NO.	TYPE	WIDTH (in mm)	LENGTH (in mm)	Nos.	AREA In SqM
COVERED AREA ON FLOOR					
ADDITIONS					
A	RECTANGLE	4150	1800	1	7.470
B	RECTANGLE	11300	2700	1	30.510
C	RECTANGLE	13100	6900	1	90.390
D	RECTANGLE	16620	8925	1	148.334
E	RECTANGLE	3625	1850	1	6.706
F	RECTANGLE	6450	1350	1	8.708
G	RECTANGLE	3275	1750	1	5.731
H	RECTANGLE	2750	500	1	1.375
J	RECTANGLE	750	2150	2	3.225
K	RECTANGLE	12450	6950	1	86.528
L	RECTANGLE	7850	1600	1	12.560
M	RECTANGLE	3850	1800	1	6.930
N	RECTANGLE	500	2700	1	1.350
TOTAL ADDITION S (A)					409.816
CUTOUTS					
1	RECTANGLE	1525	500	2	1.525
2	RECTANGLE	850	500	1	0.425
3	RECTANGLE	1000	400	1	0.400
4	RECTANGLE	9870	1500	1	14.805
5	RECTANGLE	4220	900	1	3.798
6	RECTANGLE	2200	3100	1	6.820
7	RECTANGLE	685	1200	1	0.822
8	RECTANGLE	685	2100	1	1.439
9	RECTANGLE	685	1700	1	1.165
10	RECTANGLE	685	1500	1	1.028
11	RECTANGLE	2200	2400	4	21.120
12	RECTANGLE	800	1775	2	2.840
13	RECTANGLE	750	1900	1	1.425
14	RECTANGLE	775	500	1	0.388
TOTAL CUTOUTS (B)					57.998
F.A.R AREA ON 31ST FLOOR C =A - B					351.818

REFUGE AREA CALCULATION -TOWER E

COVERED AREA ON TYPICAL FLOOR =	627.102	SQM
COVERED AREA FOR 2- FLOORS=	1254.204	SQM
DENSITY @ 12.5 SQM=	100.33628	PERSONS
POPULATION ON TWO FLOORS SAY =	101	PERSONS
REFUGE AREA REQUIRED @0.3SQM PER PERSON & 0.9SQM FOR HANDICAPE =	31.200	SQM
REFUGE AREA PROVIDED =	32.000	SQM

NOTE : WC, BATH & POWDER ROOM MECHANICALLY LIT & VENTILATED

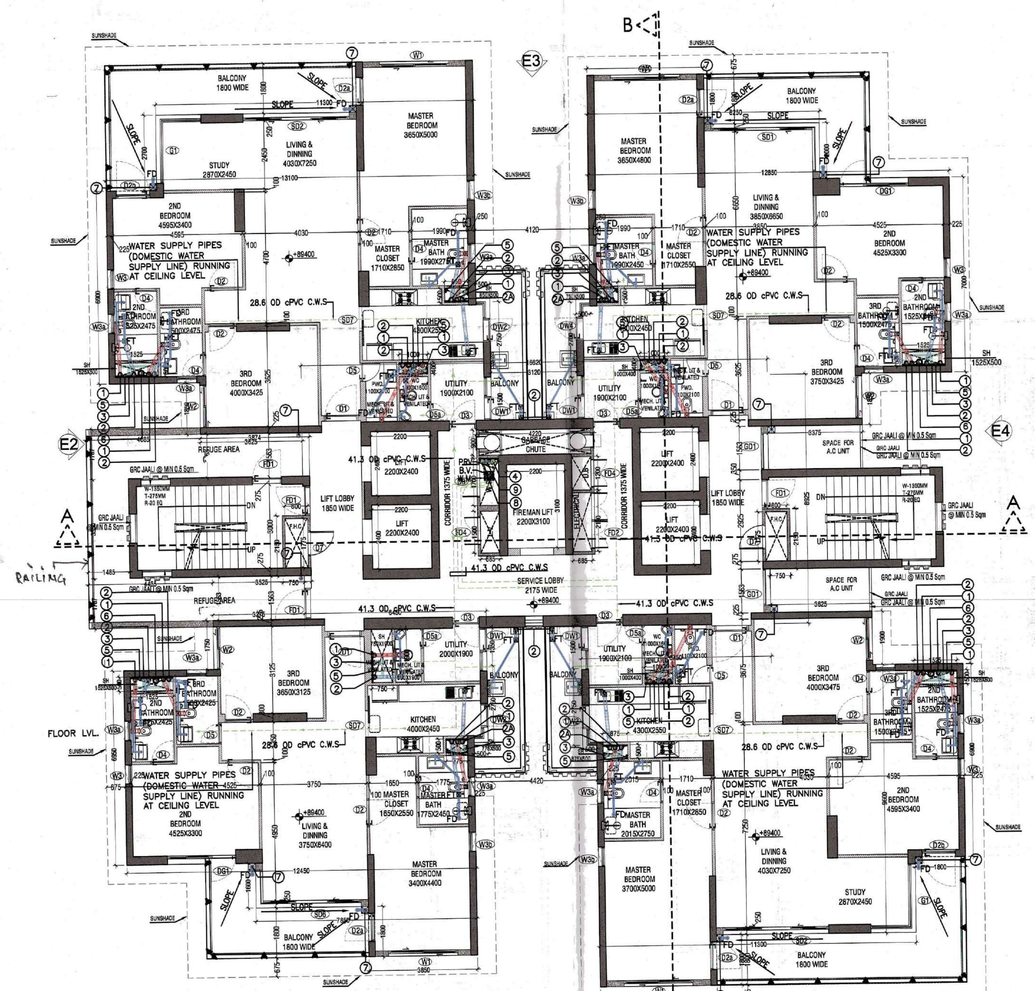

25TH FLOOR PLAN
(REFUGE TERRACE LVL.)

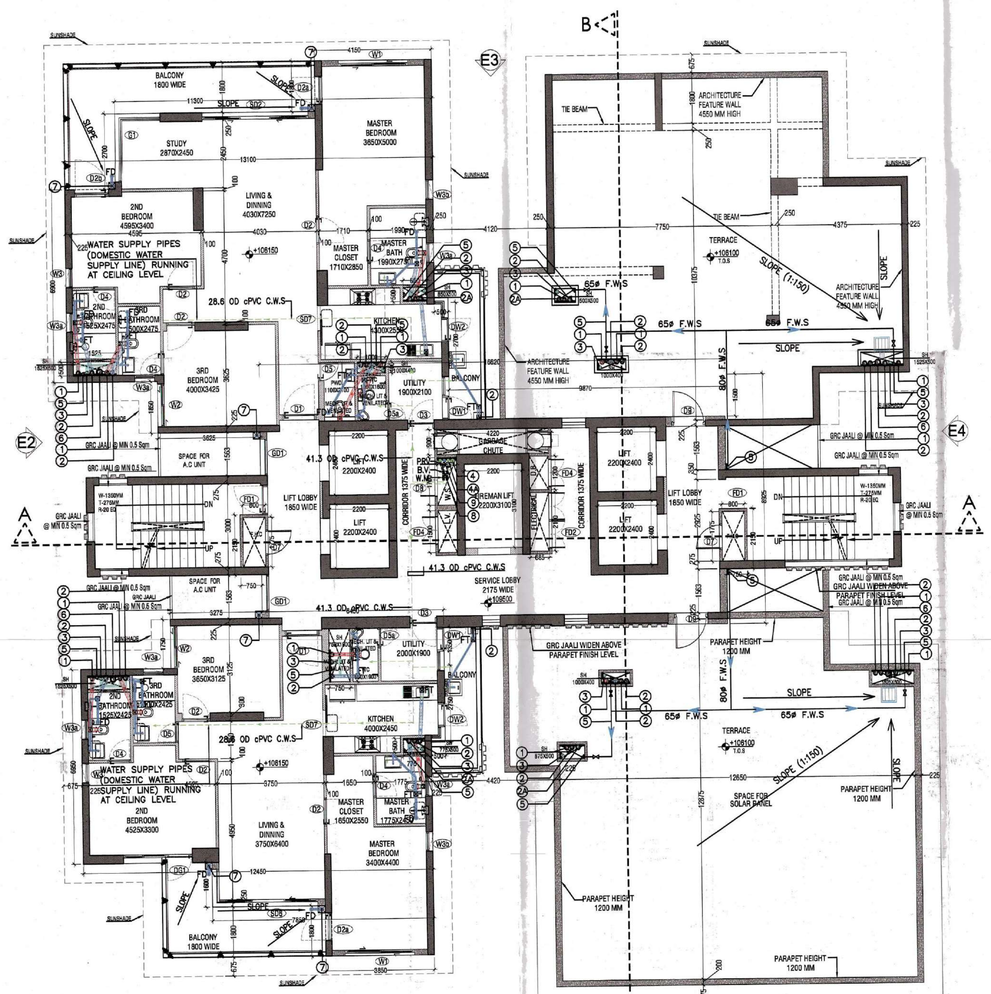

30TH FLOOR PLAN

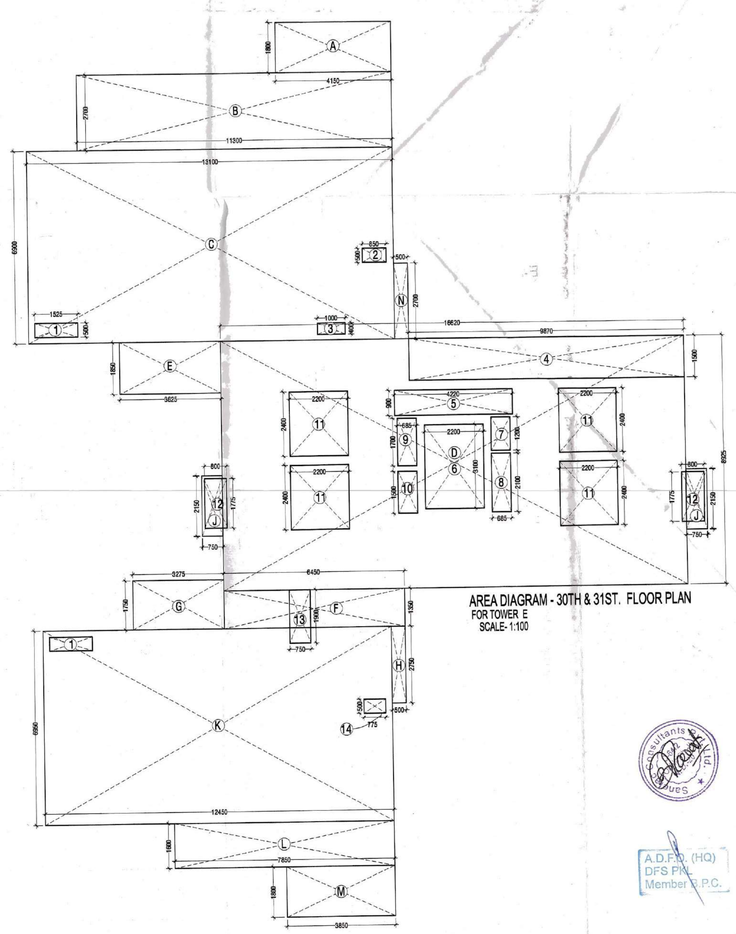

AREA DIAGRAM - 30TH & 31ST. FLOOR PLAN
FOR TOWER E
SCALE- 1:100

TYPICAL FLOOR OPENING SCHEDULE							
SIGN	DIMENSIONS	ROUGH OPENING WIDTH	ROUGH OPENING HEIGHT	COUNT	LINTEL	TYPE	LOCATION
1	D1	1200	2400	00	315	WOOD	ENTRANCE
2	D2	1000	2100	00	315	WOOD	BED ROOM
3	D3	900	2100	00	315	WOOD	UTILITY ENT.
4	D4	850	2100	00	315	WOOD	TOILET
5	D5	750	2100	00	315	WOOD	PWD. RM.
6	D6a	750	2100	00	315	WOOD	UTILITY TOIL.
7	D6	1800	2400	00	345	UPVC/ALUM	LIFT LOBBY S.P.
8	D7	900	2000	180	315		PHS
9	D8	1200	2000	180	315		WATER SUPP. SHAFT
10	D9	1200	2100	345	345		TERRACE
11	D10	1200	2400	00	315	WOOD (V.F.)	ENT. LOBBY
12	D11a	1000	2600	00	360	UPVC	BALCONY
13	D11b	1000	2600	00	360	UPVC	BALCONY
14	D12a	950	2100	00	315	WOOD (V.F.)	ENT. LOBBY
15	D12	3450	2600	00	360	UPVC	BALCONY
16	D13	1500	2400	00	345	UPVC/ALUM.	ENT. LOBBY
17	D14	1500	2600	00	360	UPVC	UTILITY BAL.
18	D15	1800	2600	00	360	UPVC	UTILITY BAL.
19	D16	2100	2600	00	360	UPVC	UTILITY BAL.
20	D17	2000	2600	00	360	UPVC	UTILITY BAL.
21	D18	1500	2600	00	360	UPVC	1ST FLOOR
22	D19	2100	2600	00	360	UPVC	UTILITY BAL.
23	D20	1500	2600	00	360	UPVC	BALCONY
24	D21	2100	2600	00	360	UPVC	BALCONY
25	D22	1500	2600	00	360	UPVC	BALCONY
26	D23	2100	2600	00	360	UPVC	BALCONY
27	D24	2100	2600	00	360	UPVC	BALCONY
28	D25	2100	2600	00	360	UPVC	BALCONY
29	D26	2100	2600	00	360	UPVC	BALCONY
30	D27	2100	2600	00	360	UPVC	BALCONY
31	D28	2100	2600	00	360	UPVC	BALCONY
32	D29	2100	2600	00	360	UPVC	BALCONY
33	D30	2100	2600	00	360	UPVC	BALCONY
34	D31	1000	2100	00	315	WOOD	KITCHEN
35	D32	3450	2400	180	360	UPVC	MASTER BEDROOM
36	D33	1125	2400	180	360	UPVC	BEDROOM
37	D34	750	1400	1200	360	UPVC	2ND. BEDROOM
38	D35	750	1400	1200	360	UPVC	TOILET
39	D36	750	1750	900	360	UPVC	MASTER BEDROOM
40	D37	1000	1400	1200	360	UPVC	BEDRM. BOOST UNIT
41	D38	1000	2400	180	360	UPVC	STUDY
42	D39	1000	2400	180	360	UPVC	BOOTS UNIT
43	D40	1000	2400	180	360	UPVC	ST.D
44	D41	1000	2100	180	345	UPVC/ALUM.	ENT. LOBBY
45	D42	1000	2100	180	315		STAIR CASE
46	P01	1050	2100	00	315		ELECTRICAL SHAFT
47	P02	1000	2100	180	315		L.V. SHAFT
48	P03	1000	2100	180	315		LIFT LOBBY
49	P04	1000	2100	180	315		LIFT LOBBY
50	P05	1000	2100	180	315	METAL	LIFT LOBBY
51	P06	1000	2100	180	315		LIFT LOBBY
52	P07	1000	2100	180	315		LIFT LOBBY
53	P08	1000	2100	180	315		LIFT LOBBY