LEGEND FOR PLUMBING PIPES:-

NO.	DESCRIPTION	SYMBOL
1.	100Ø SOIL & VENT PIPE	
2.	100Ø WASTE & VENT PIPE	
2a	100Ø WASTE & VENT PIPE FOR AHU	
2b	150Ø WASTE & VENT PIPE FOR CAFETERIA & KITCHEN	
3.	75Ø ANTISYPHONAGE VENT PIPE	
4.	DOMESTIC WATER SUPPLY	
4a	DOMESTIC WATER SUPPLY RISER	
4b	DOMESTIC WATER SUPPLY FROM TOWER-A OHT TO TOWER-B	
4c	DOMESTIC WATER SUPPLY FROM TOWER-A	
5.	FLUSHING WATER SUPPLY	
5a	FLUSHING WATER SUPPLY RISER	
5b	FLUSHING WATER SUPPLY FROM TOWER-A OHT TO TOWER-B	
5c	FLUSHING WATER SUPPLY FROM TOWER-A	
6.	100Ø RAIN WATER PIPE	
6a	150Ø RAIN WATER PIPE	
6b	200Ø RAIN WATER PIPE	
DWS	DOMESTIC WATER SUPPLY	
FWS	FLUSHING WATER SUPPLY	
DWR	DOMESTIC WATER SUPPLY RISER	
FWR	FLUSHING WATER SUPPLY RISER	
WC	CUTOUT SIZE 150mmX150mm	
FT	CUTOUT SIZE 150mmX150mm	
COP	CLEAN OUT PLUG	
FCO	FLOOR CLEAN OUT	
FT	FLOOR TRAP	
UT	URINAL TRAP	
FD	FLOOR DRAIN	
	VALVE	
	PIPE DROP	

NOTE:- 1. FD TO FT 50Ø WASTE PIPE
2. WASHBASIN TO FT 32Ø WASTE PIPE
3. KITCHEN SINK / URINAL TO FT 40Ø WASTE PIPE
4. FT TO WASTE VERTICAL PIPE 100Ø
5. WC TO SOIL VERTICAL PIPE 100Ø

LEGEND FOR FIRE FIGHTING PIES:-

NO.	DESCRIPTION	SYMBOL
7	150Ø FIRE PIPE	
8	80ØDRAIN PIPE	
	6 KG ABC TYPE FIRE EXTINGUISHER	
	4.5 kg CO2 FIRE EXTINGUISHER	
FHC	FIRE HOSE CABINET	

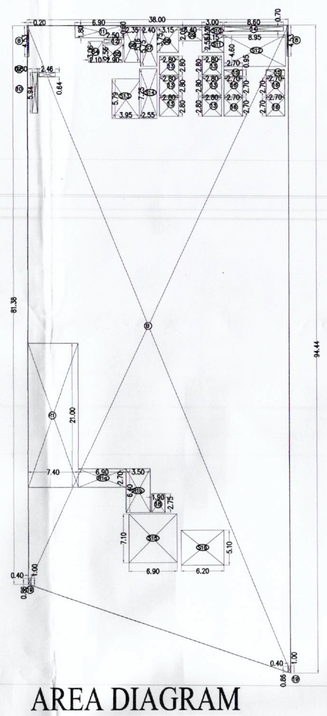

AREA DIAGRAM
9th FLOOR PLAN

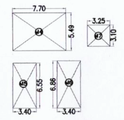

Ashok (HO) S.T.P. Member Secretary BPC
Er. (Dr) C.T.(HR) Member BPC
Chairman BPC
JD PA ATP

SANCTIONED
TO BE READ WITH THIS OFFICE MEMO NO.:-
DATE:-
Deputy Director (T)
Dy. Director Fire Service
Member BPC
Ram Avtar Bassi
AD(HQ)

DETAIL OF NINTH FLOOR FAR AREA							
ADDITION							
Description	Type	Number	Dimension (in meters) Length	Breadth	Calculation	Answer	Unit
B	Trapezium	1	81.380	94.440	38.000 1/2 ((L1+L2) X height)	3340.580	sqm.
ADDITION						3340.580	sqm.

DEDUCTION (X)							
Description	Type	Number	Dimension (in meters) Length	Breadth	Calculation	Answer	Unit
8	Rectangle	2	0.200	4.530	Length X breadth	1.812	sqm.
9	Rectangle	1	2.460	0.640	Length X breadth	1.574	sqm.
10	Rectangle	1	0.800	5.940	Length X breadth	4.752	sqm.
11	Rectangle	1	6.950	1.800	Length X breadth	12.510	sqm.
12	Rectangle	1	2.500	0.600	Length X breadth	1.500	sqm.
13	Rectangle	6	2.800	2.800	Length X breadth	47.040	sqm.
14	Rectangle	1	8.600	0.700	Length X breadth	6.020	sqm.
15	Rectangle	2	2.700	0.950	Length X breadth	5.130	sqm.
16	Rectangle	4	2.700	2.700	Length X breadth	29.160	sqm.
18	Rectangle	1	1.900	2.750	Length X breadth	5.225	sqm.
19	Trapezium	2	1.000	0.860	0.400 1/2 ((L1+L2) X height)	0.744	sqm.
TOTAL DEDUCTION						115.467	sqm.
COVERED AREA OF NINTH FLOOR (Total Addition - Total Deduction)						3225.113	
TOTAL FAR AREA ON NINTH FLOOR(Total Addition - Total Deduction X+SERVICES AREA Y)						2991.784	sqm
LESS REFUGE TERRACE AREA						196.162	sqm.
NET FAR AREA ON NINTH FLOOR =FAR AREA -REFUGE TERRACE AREA						2795.622	sqm.

DETAIL OF REFUGE AREA							
R1	Rectangle	1	7.400	21.000	Length X breadth	155.400	sqm.
R1a	Rectangle	1	6.900	2.700	Length X breadth	18.630	sqm.
R1b	Rectangle	1	3.500	6.400	Length X breadth	22.400	sqm.
TOTAL PROPOSED REFUGE AREA						196.430	sqm.
REQUIRED REFUGE AREA						196.162	sqm.
REFUGE AREA CALCULATION							
Covered Area OF 2 floors of Tower-1 (10sq.m. X 0.3 sq.m.							
Tower-1 8th & 9th floor Coverred area (3193.613+3225.113)						6418.725	sqm.
Occupancy of 8th & 9th Floor @ 10sq.m. /per person						641.873	
Additional area of 0.9sq.m. per 200 persons for wheel chairs						3.6	sqm.
Required Refuge area = @0.3sq.m./Person of 8th & 9th population						196.162	sqm.

DETAIL OF TOTAL NINTH FLOOR SERVICES AREA (Y)							
S4	Rectangle	1	2.100	3.060	Length X breadth	6.426	sqm.
S5	Rectangle	1	2.900	2.560	Length X breadth	7.424	sqm.
S6	Rectangle	1	2.350	5.160	Length X breadth	12.126	sqm.
S7	Rectangle	1	2.400	5.750	Length X breadth	13.800	sqm.
S8	Rectangle	1	3.150	3.750	Length X breadth	11.813	sqm.
S9	Rectangle	1	3.400	2.050	Length X breadth	6.970	sqm.
S10	Rectangle	1	3.000	1.200	Length X breadth	3.600	sqm.
S11	Rectangle	1	3.150	2.550	Length X breadth	8.033	sqm.
S12	Rectangle	1	8.950	4.600	Length X breadth	41.170	sqm.
S13	Rectangle	1	3.950	5.790	Length X breadth	22.871	sqm.
S14	Rectangle	1	2.550	7.250	Length X breadth	18.488	sqm.
S15	Rectangle	1	6.900	7.100	Length X breadth	48.990	sqm.
S16	Rectangle	1	6.200	5.100	Length X breadth	31.620	sqm.
TOTAL SERVICES AREA						233.329	sqm.

DETAIL OF 10TH & 11TH FLOOR FAR AREA							
ADDITION							
Description	Type	Number	Dimension (in meters) Length	Breadth	Calculation	Answer	Unit
B	Trapezium	1	81.380	94.440	38.000 1/2 ((L1+L2) X height)	3340.580	sqm.
ADDITION						3340.580	sqm.

DEDUCTION (X)							
Description	Type	Number	Dimension (in meters) Length	Breadth	Calculation	Answer	Unit
6	Rectangle	1	1.500	21.000	Length X breadth	31.500	sqm.
8	Rectangle	2	0.200	4.530	Length X breadth	1.812	sqm.
9	Rectangle	1	2.460	0.640	Length X breadth	1.574	sqm.
10	Rectangle	1	0.800	5.940	Length X breadth	4.752	sqm.
11	Rectangle	1	6.950	1.800	Length X breadth	12.510	sqm.
12	Rectangle	1	2.500	0.600	Length X breadth	1.500	sqm.
13	Rectangle	6	2.800	2.800	Length X breadth	47.040	sqm.
14	Rectangle	1	8.600	0.700	Length X breadth	6.020	sqm.
15	Rectangle	2	2.700	0.950	Length X breadth	5.130	sqm.
16	Rectangle	4	2.700	2.700	Length X breadth	29.160	sqm.
18	Rectangle	1	1.900	2.750	Length X breadth	5.225	sqm.
19	Trapezium	2	1.000	0.860	0.400 1/2 ((L1+L2) X height)	0.744	sqm.
TOTAL DEDUCTION						146.967	sqm.
TOTAL FAR AREA ON 10TH & 11TH FLOOR (Total Addition - Total Deduction X+SERVICES AREA						2960.284	sqm

DETAIL OF 10th & 11th FLOOR SERVICES AREA (Y)							
S4	Rectangle	1	2.100	3.060	Length X breadth	6.426	sqm.
S5	Rectangle	1	2.900	2.560	Length X breadth	7.424	sqm.
S6	Rectangle	1	2.350	5.160	Length X breadth	12.126	sqm.
S7	Rectangle	1	2.400	5.750	Length X breadth	13.800	sqm.
S8	Rectangle	1	3.150	3.750	Length X breadth	11.813	sqm.
S9	Rectangle	1	3.400	2.050	Length X breadth	6.970	sqm.
S10	Rectangle	1	3.000	1.200	Length X breadth	3.600	sqm.
S11	Rectangle	1	3.150	2.550	Length X breadth	8.033	sqm.
S12	Rectangle	1	8.950	4.600	Length X breadth	41.170	sqm.
S13	Rectangle	1	3.950	5.790	Length X breadth	22.871	sqm.
S14	Rectangle	1	2.550	7.250	Length X breadth	18.488	sqm.
S15	Rectangle	1	6.900	7.100	Length X breadth	48.990	sqm.
S16	Rectangle	1	6.200	5.100	Length X breadth	31.620	sqm.
TOTAL SERVICES AREA						233.329	sqm.

NOTES:-
1. ALL DIMENSIONS ARE IN MM UNLESS OTHERWISE SPECIFIED.
2. ALL BUILDING EXCLUDING BASEMENTS FULLY AIR CONDITIONED AS PER N.B.C. NORMS.
3. ALL BASEMENTS ARE MECHANICALLY LIGHTED AND VENTILATED AS PER N.B.C. NORMS.
4. ALL BUILDING INCLUDING BASEMENT FULLY SPRINKLERED AS PER N.B.C. NORMS.
5. ALL PARTITION WALLS IN TOILET ARE 2400 HIGH.
6. ALL TOILETS ARE MECHANICALLY VENTILATED AND LIGHTED.

DOOR WNDOW SCHEDULE						
S.NO.	ITEMS	SIZE WIDTH	HEIGHT	CILL	LINTEL	REMAKS
1	FD1	1000	2100		2100	ELECRICAL ROOM/ SERVER ROOM
2	FD2	1200	2100		2100	STAIRCASE
3	FD3	1500	2100		2100	STAIRCASE
4	FD4	1500	2100		2100	A.H.U. ROOM,
5	FD5	3000	2400		2400	GUEST LIFT LOBBY
6	FD6	1200	2100		2100	FAN ROOMS
7	FD7	3000	2400		2400	SERVICES ROOMS
8	D1	750	2100		2100	W.C. DOOR
9	D2	900	2100		2100	PANTRY DOOR
10	D3	1000	2100		2100	TOILET MAIN DOORS
11	D4	1200	2000	100	2100	FHC DOOR
12	D5	1500	2100		2100	SERVICE LOBBY
13	D6	1200	2400		2400	OFFICE
14	D7	2000	2400		2400	MAIN DOOR
15	D8	500	2400		2400	BALCONY DOOR
16	W1	1200	1200	900	2100	WINDOW
17	W2	1500	1200	900	2100	WINDOW
18	GL1	41860	10050			GLAZING
19	GL2	76000	10050			GLAZING
20	GL3	70190	10050			GLAZING
21	GL4	1800	10050			GLAZING
22	GL5	1850	10050			GLAZING
23	GL5a	3470	10050			GLAZING
24	GL6	17300	10050			GLAZING
25	GL7	5130	10050			GLAZING
26	GL8	12940	10050			GLAZING
27	GL9	37700	10050			GLAZING
28	GL10	27000	10050			GLAZING
29	GL11	8410	10050			GLAZING
30	GL12	30650	10050			GLAZING
31	GL13	14210	10050			GLAZING
32	GL14	9900	10050			GLAZING
33	GL15	42790	10050			GLAZING
34	GL16	44360	10050			GLAZING
35	GL17	42580	10050			GLAZING
36	GL18	8410	10050			GLAZING
37	RS1	2100	2400			ROLLING SHUTTER
38	RS2	2100	2400			ROLLING SHUTTER
39	RS3	6000	3000			ROLLING SHUTTER

NOTE: ALL FIRE DOORS ARE TO BE 2.0 HRS. FIRE RATED
ALL GLAZING COMING FROM 2ND TO 12 TH FLOOR HAVING 4200mm HT.

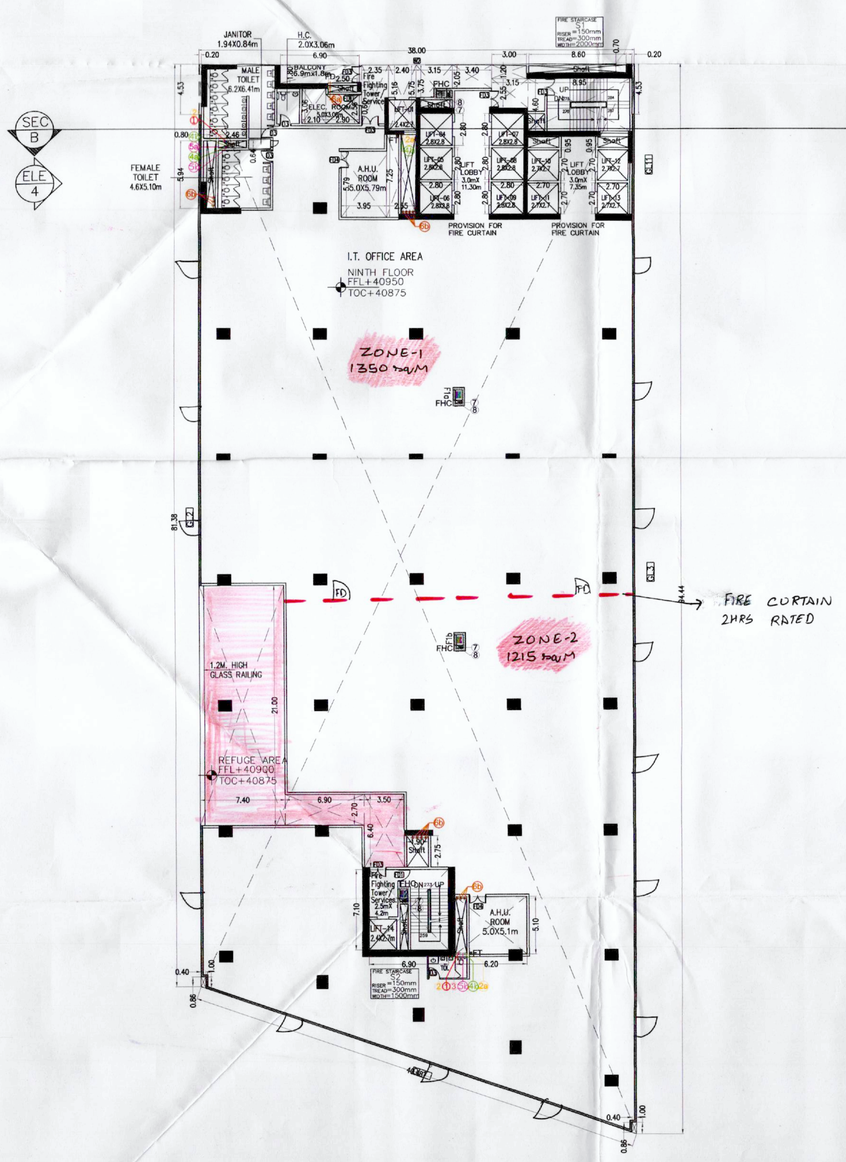

9TH FLOOR PLAN

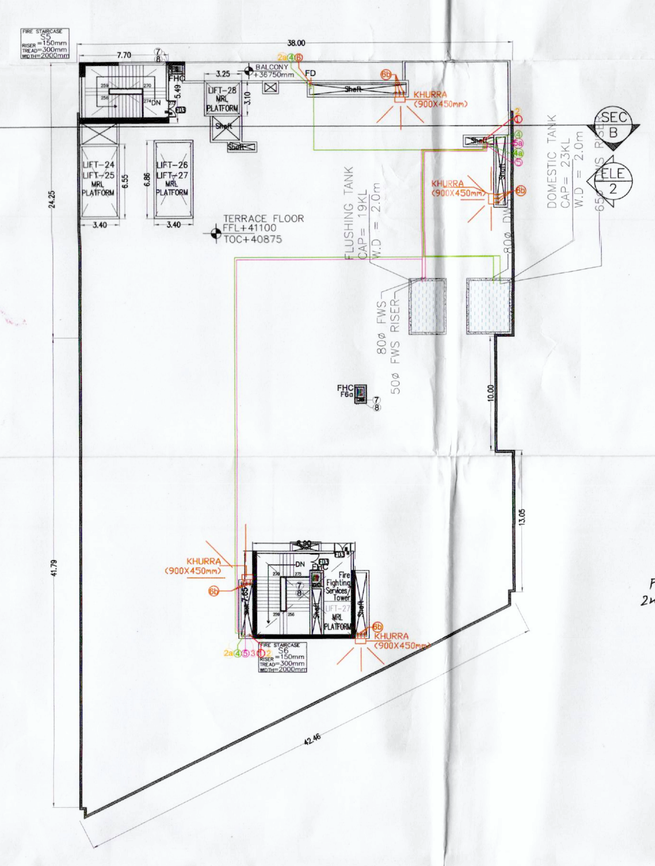

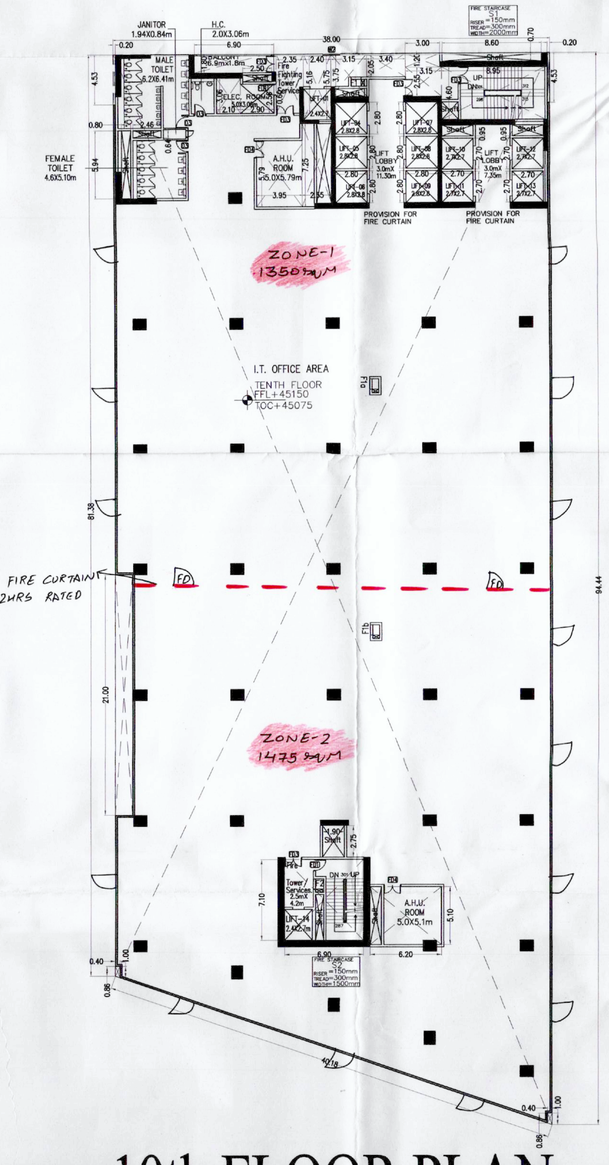

10th FLOOR PLAN

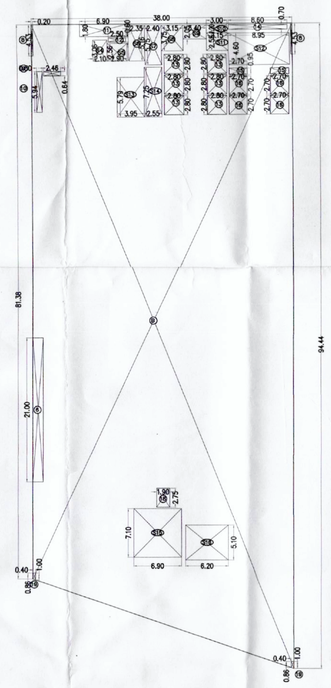

AREA DIAGRAM
10th FLOOR PLAN

Correction done by

OWNER'S SIGNATURE

ARCHITECT'S SIGNATURE
CA/92/14687

OWNER:-
MR. .....

For Gupta Promoters Private Limited
Authorized Signatory

PROJECT:-
BUILDING PLAN OF IT PARK/ CYBER PARK COLONY MEASURING 6.1375 ACRES (LICENCE NO 112 OF 2012 DATED 27.10.2012) IN SECTOR -66,
GURUGRAM MANESAR URBAN COMPLEX BEING DEVELOPED BY GUPTA PROMOTERS PVT. LTD.

DRG. TITLE:- 9thAND 10th FLOOR PLAN
AREA DIAGRAM AND CALCULATION

DRG. NO.: S-10

SCALE 1:250

DATE 02-05-20