LEGEND FOR PLUMMBING PIPES:-

NO.	DESCRIPTION	SYMBOL
1	100Ø SOIL & VENT PIPE	
2	100Ø WASTE & VENT PIPE	
2a	100Ø WASTE & VENT PIPE FOR AHU	
2b	150Ø WASTE & VENT PIPE FOR CAFETERIA & KITCHEN	
3	75Ø ANTISYPHONAGE VENT PIPE	
4	DOMESTIC WATER SUPPLY	
4a	DOMESTIC WATER SUPPLY RISER	
4b	DOMESTIC WATER SUPPLY FROM TOWER-A OHT TO TOWER-B	
4c	DOMESTIC WATER SUPPLY FROM TOWER-A	
5	FLUSHING WATER SUPPLY	
5a	FLUSHING WATER SUPPLY RISER	
5b	FLUSHING WATER SUPPLY FROM TOWER-A OHT TO TOWER-B	
5c	FLUSHING WATER SUPPLY FROM TOWER-A	
6	100Ø RAIN WATER PIPE	
6a	150Ø RAIN WATER PIPE	
6b	200Ø RAIN WATER PIPE	
DWS	DOMESTIC WATER SUPPLY	
FWS	FLUSHING WATER SUPPLY	
DWR	DOMESTIC WATER SUPPLY RISER	
FWR	FLUSHING WATER SUPPLY RISER	
WC	CUTOUT SIZE 150mmX150mm	
FT	CUTOUT SIZE 150mmX150mm	
COP	CLEAN OUT PLUG	
FCO	FLOOR CLEAN OUT	
FT	FLOOR TRAP	
UT	URINAL TRAP	
FD	FLOOR DRAIN	
	VALVE	
	PIPE DROP	

NOTE:- 1. FD TO FT 50Ø WASTE PIPE
2. WASHBASIN TO FT 32Ø WASTE PIPE
3. KITCHEN SINK / URINAL TO FT 40Ø WASTE PIPE
4. FT TO WASTE VERTICAL PIPE 100Ø
5. WC TO SOIL VERTICAL PIPE 100Ø

LEGEND FOR FIRE FIGHTING PIES:-

NO.	DESCRIPTION	SYMBOL
7	150Ø FIRE PIPE	
8	80Ø(RAIN PIPE	
	6 KG ABC TYPE FIRE EXTINGUISHER	
	4.5 Kg CO2 FIRE EXTINGUISHER	
FHC	FIRE HOSE CABINET	

Ram Avtar Bassi
AD(HO)

Director (T) cum Director(A) Fire Service
Member B.P.C

SANCTIONED
TO BE READ WITH THIS OFFICE MEMO NO.:-
DATE:-

8TH FLOOR TOWER A	
COVERED AREA DETAIL	
FOR REFUGE AREA	
CALCULATION	
ADDITION	TOWER-A
B	3340.580
	3340.580
DEDUCTION	
6	31.500
8	1.812
9	1.574
10	4.752
11	12.510
12	1.500
13	47.040
14	6.020
15	5.130
16	29.160
18	5.225
19	0.744
	146.967
COVERED AREA	3193.613

DETAIL OF EIGTH FLOOR FAR AREA

ADDITION

Description	Type	Number	Dimension (in meters) Length	Breadth	Calculation	Answer	Unit
A	Rectangle	1	38.000	24.250	Length X breadth	921.500	sqm.
B	Trapezium	1	81.380 | 94.440	38.000	1/2 ((L1+L2) X height)	3340.580	sqm.
C	Rectangle	1	3.000	18.600	Length X breadth	55.800	sqm.
D	Rectangle	1	11.300	8.450	Length X breadth	95.485	sqm.
E	Rectangle	1	41.790	0.200	Length X breadth	8.358	sqm.
F	Rectangle	2	0.600	0.200	Length X breadth	0.240	sqm.
G	Trapezium	1	0.800 | 0.700	0.200	1/2 ((L1+L2) X height)	0.150	sqm.
H	Rectangle	1	41.120	0.200	Length X breadth	8.224	sqm.
J	Trapezium	1	1.100 | 1.000	0.200	1/2 ((L1+L2) X height)	0.210	sqm.
K	Rectangle	1	13.050	0.200	Length X breadth	2.610	sqm.
L	Rectangle	1	1.500	0.200	Length X breadth	0.300	sqm.
M	Rectangle	1	0.200	10.000	Length X breadth	2.000	sqm.
			ADDITION			4435.457	sqm.

DEDUCTION (X)

Description	Type	Number	Dimension (in meters) Length	Breadth	Calculation	Answer	Unit
6	Rectangle	1	1.500	21.000	Length X breadth	31.500	sqm.
8	Rectangle	4	0.200	4.530	Length X breadth	3.624	sqm.
9	Rectangle	2	2.460	0.640	Length X breadth	3.149	sqm.
10	Rectangle	2	0.800	5.940	Length X breadth	9.504	sqm.
11	Rectangle	1	6.950	1.800	Length X breadth	12.510	sqm.
12	Rectangle	1	2.500	0.600	Length X breadth	1.500	sqm.
13	Rectangle	6	2.800	2.800	Length X breadth	47.040	sqm.
14	Rectangle	1	8.600	0.700	Length X breadth	6.020	sqm.
15	Rectangle	2	2.700	0.950	Length X breadth	5.130	sqm.
16	Rectangle	8	2.700	2.700	Length X breadth	58.320	sqm.
18	Rectangle	1	1.900	2.750	Length X breadth	5.225	sqm.
19	Trapezium	2	1.000 | 0.860	0.400	1/2 ((L1+L2) X height)	0.744	sqm.
25	Rectangle	1	2.700	2.000	Length X breadth	5.400	sqm.
26	Rectangle	1	2.350	2.100	Length X breadth	4.935	sqm.
27	Rectangle	1	2.150	0.510	Length X breadth	1.097	sqm.
29	Rectangle	1	18.900	1.800	Length X breadth	34.020	sqm.
30	Rectangle	1	8.350	0.900	Length X breadth	7.515	sqm.
31	Rectangle	1	1.200	3.300	Length X breadth	3.960	sqm.
32	Rectangle	1	3.250	0.800	Length X breadth	2.600	sqm.
33	Rectangle	1	1.350	2.500	Length X breadth	3.375	sqm.
34	Rectangle	1	1.000	5.550	Length X breadth	5.550	sqm.
35	Rectangle	1	1.000	4.750	Length X breadth	4.750	sqm.
36	Rectangle	1	2.300	0.600	Length X breadth	1.380	sqm.
			TOTAL DEDUCTION (X)			258.847	sqm.
			TOTAL FAR AREA ON EIGTH FLOOR(Total Addition - Total Deduction X+SERVICES AREA Y)			3787.381	sqm

DETAIL OF TOTAL EIGTH FLOOR SERVICES AREA (Y)

S4	Rectangle	1	2.100	3.060	Length X breadth	6.426	sqm.
S5	Rectangle	1	2.900	2.560	Length X breadth	7.424	sqm.
S6	Rectangle	1	2.350	5.160	Length X breadth	12.126	sqm.
S7	Rectangle	1	2.400	5.750	Length X breadth	13.800	sqm.
S8	Rectangle	1	3.150	3.750	Length X breadth	11.813	sqm.
S9	Rectangle	1	3.400	2.050	Length X breadth	6.970	sqm.
S10	Rectangle	1	3.000	1.200	Length X breadth	3.600	sqm.
S11	Rectangle	1	3.150	2.550	Length X breadth	8.033	sqm.
S12	Rectangle	1	8.950	4.600	Length X breadth	41.170	sqm.
S13	Rectangle	1	3.950	5.790	Length X breadth	22.871	sqm.
S14	Rectangle	1	2.550	7.250	Length X breadth	18.488	sqm.
S15	Rectangle	1	6.900	7.100	Length X breadth	48.990	sqm.
S16	Rectangle	1	6.200	5.100	Length X breadth	31.620	sqm.
S17	Rectangle	1	8.400	4.600	Length X breadth	38.640	sqm.
S18	Rectangle	1	1.200	2.000	Length X breadth	2.400	sqm.
S19	Rectangle	1	1.900	5.000	Length X breadth	9.500	sqm.
S20	Rectangle	1	2.900	2.550	Length X breadth	7.395	sqm.
S21	Rectangle	1	5.700	5.100	Length X breadth	29.070	sqm.
S22	Rectangle	1	2.500	3.850	Length X breadth	9.625	sqm.
S24	Rectangle	1	8.200	7.100	Length X breadth	58.220	sqm.
S25	Rectangle	1	0.500	2.100	Length X breadth	1.050	sqm.
			TOTAL SERVICES AREA			389.229	sqm.

NOTES:-

1. ALL DIMENSIONS ARE IN MM UNLESS OTHERWISE SPECIFIED.
2. ALL BUILDING EXCLUDING BASEMENTS FULLY AIR CONDITIONED AS PER N.B.C. NORMS.
3. ALL BASEMENTS ARE MECHANICALLY LIGHTED AND VENTILATED AS PER N.B.C. NORMS.
4. ALL BUILDING INCLUDING BASEMENT FULLY SPRINKLERED AS PER N.B.C. NORMS.
5. ALL PARTITION WALLS IN TOILET ARE 2400 HIGH.
6. ALL TOILETS ARE MECHANICALLY VENTILATED AND LIGHTED.

DOOR WINDOW SCHEDULE

S.NO.	ITEMS	SIZE WIDTH	HEIGHT	CILL	LINTEL	REMAKS
1	FD1	1000	2100		2100	ELECRICAL ROOM/ SERVER ROOM
2	FD2	1200	2100		2100	STAIRCASE
3	FD3	1500	2100		2100	STAIRCASE
4	FD4	1500	2100		2100	A.H.U. ROOM.
5	FD5	3000	2400		2400	GUEST LIFT LOBBY
6	FD6	1200	2100		2100	FAN ROOMS
7	FD7	3000	2400		2400	SERVICES ROOMS
8	D1	750	2100		2100	W.C. DOOR
9	D2	900	2100		2100	PANTRY DOOR
10	D3	1000	2100		2100	TOILET MAIN DOORS
11	D4	1200	2000	100	2100	FHC DOOR
12	D5	1500	2100		2100	SERVICE LOBBY
13	D6	1200	2400		2400	OFFICE
14	D7	2000	2400		2400	MAIN DOOR
15	D8	500	2400		2400	BALCONY DOOR
16	W1	1200	1200	900	2100	WINDOW
17	W2	1500	1200	900	2100	WINDOW
18	GL1	41860	10050			GLAZING
19	GL2	76000	10050			GLAZING
20	GL3	70190	10050			GLAZING
21	GL4	1800	10050			GLAZING
22	GL5	1850	10050			GLAZING
23	GL5a	3470	10050			GLAZING
24	GL6	17300	10050			GLAZING
25	GL7	5130	10050			GLAZING
26	GL8	12940	10050			GLAZING
27	GL9	30700	10050			GLAZING
28	GL10	27000	10050			GLAZING
29	GL11	8410	10050			GLAZING
30	GL12	30650	10050			GLAZING
31	GL13	14210	10050			GLAZING
32	GL14	9900	10050			GLAZING
33	GL15	42790	10050			GLAZING
34	GL16	44360	10050			GLAZING
35	GL17	42580	10050			GLAZING
36	GL18	8410	10050			GLAZING
37	RS1	2100	2400			ROLLING SHUTTER
38	RS2	2100	2400			ROLLING SHUTTER
39	RS3	6000	3000			ROLLING SHUTTER

NOTE: ALL FIRE DOORS ARE TO BE 2.0 HRS. FIRE RATED .
ALL GLAZING COMING FROM 2ND TO 12 TH FLOOR HAVING 4200mm HT.

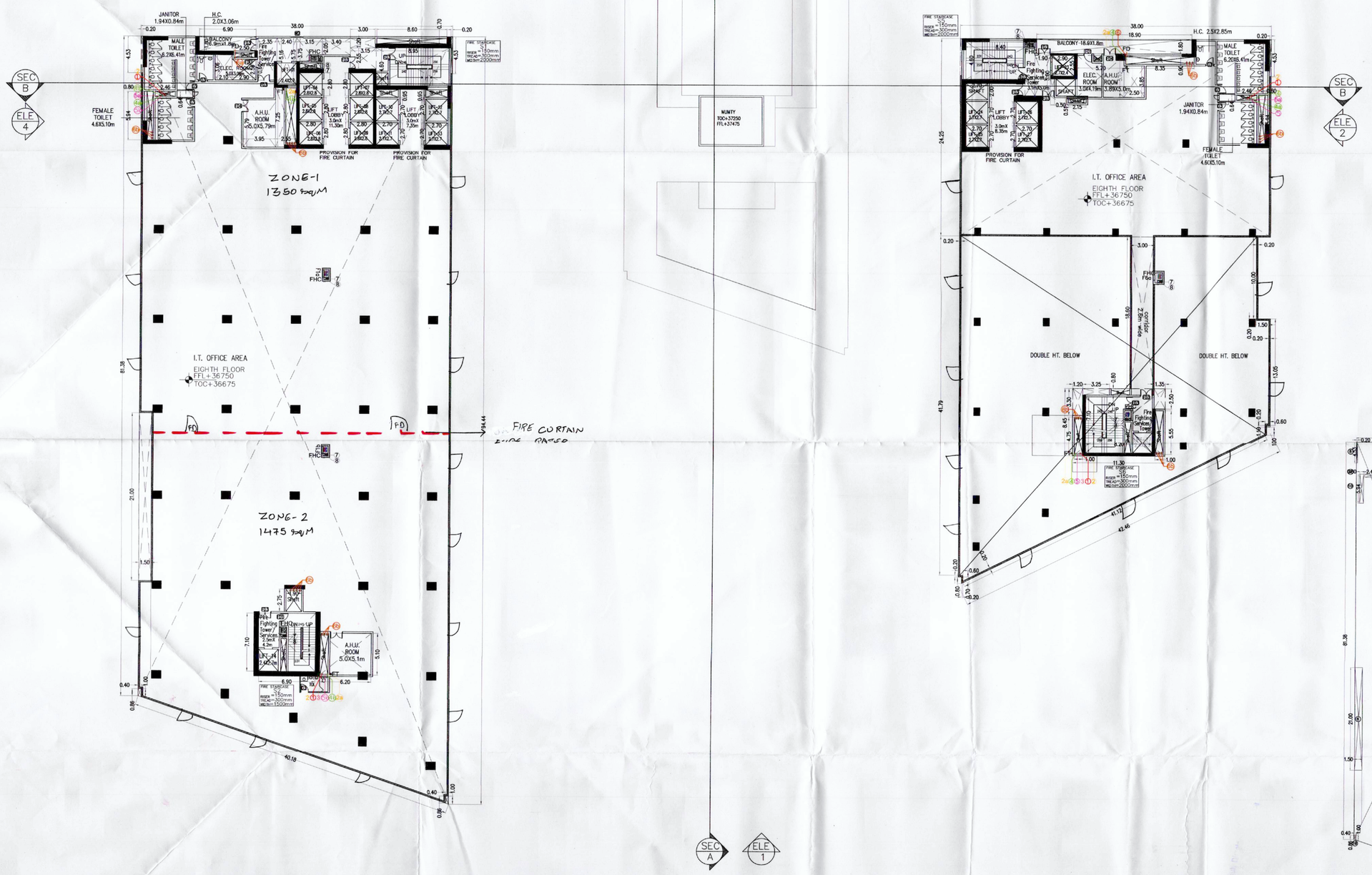

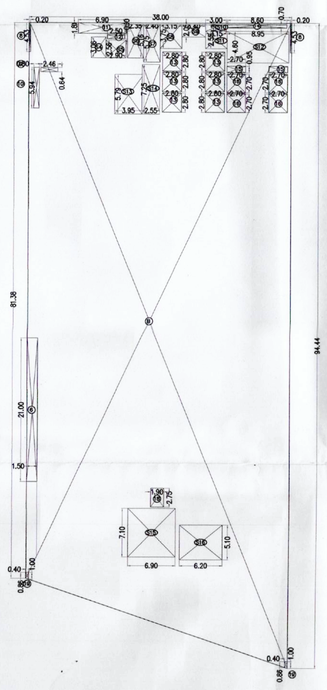

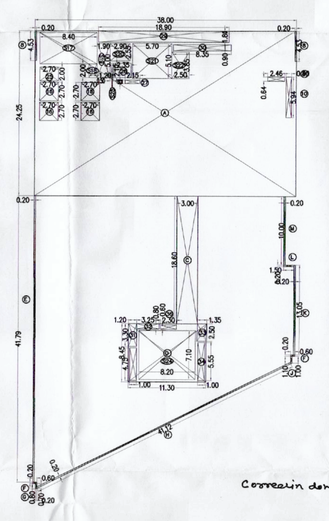

Correction done by

AREA DIAGRAM

8th FLOOR PLAN

OWNER'S SIGNATURE

ARCHITECT'S SIGNATURE
CA/92/14687

OWNER:-
MR. .....

For Gupta Promoters Private Limited
Authorized Signatory

PROJECT:-
BUILDING PLAN OF IT PARK/ CYBER PARK COLONY MEASURING 6.1375 ACRES (LICENCE NO 112 OF 2012 DATED 27.10.2012) IN SECTOR -66, GURUGRAM MANESAR URBAN COMPLEX BEING DEVELOPED BY GUPTA PROMOTERS PVT. LTD.

DRG. TITLE:-
8TH FLOOR PLAN
AREA DIAGRAM AND CALCULATION

DRG. NO.: S-09

SCALE 1:250

DATE 02-05-20