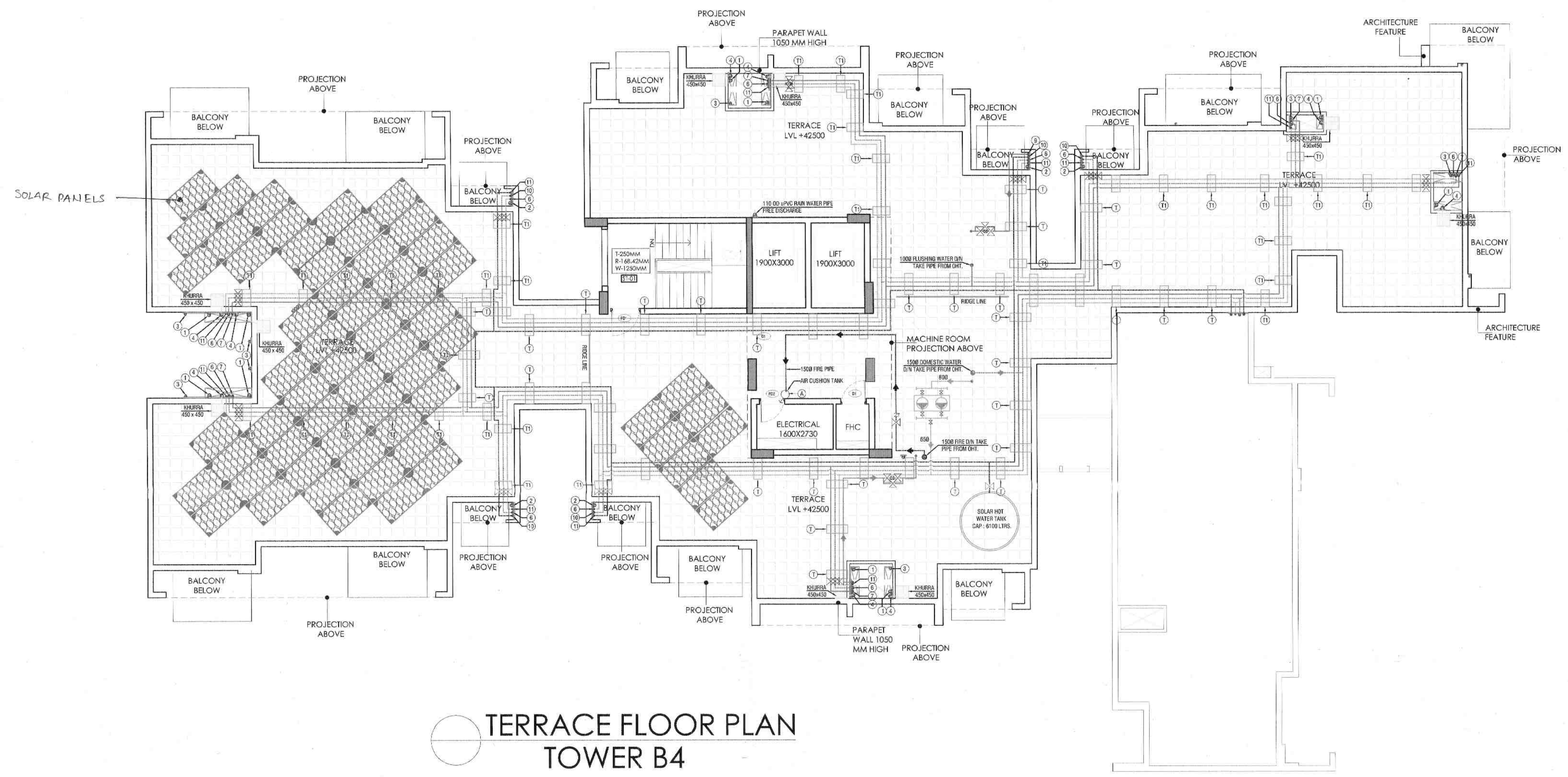

TERRACE FLOOR PLAN
TOWER B4

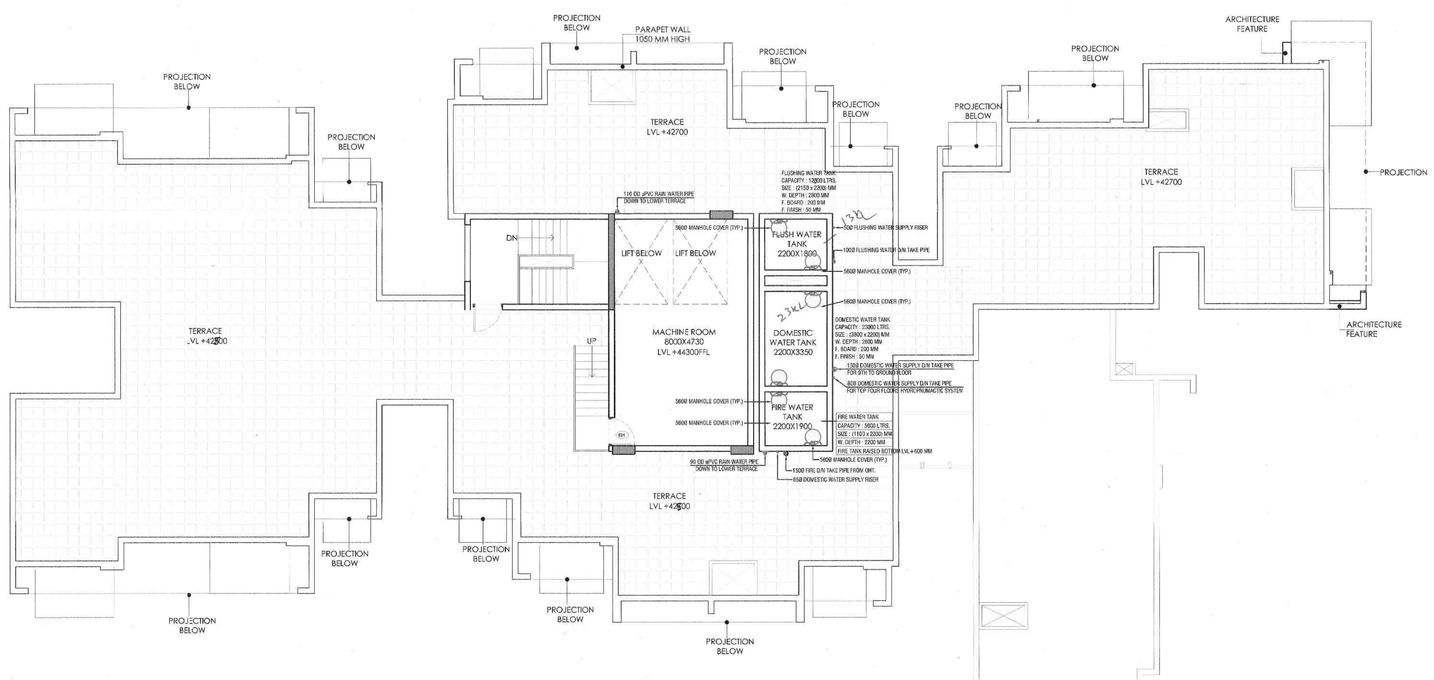

MACHINE ROOM/WATERTANK LEVEL PLAN
TOWER B4

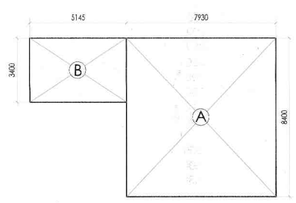

MUMTY/MACHINE ROOM
AREA DIAGRAM
TOWER B3
SCALE- 1:150

MUMTY/MACHINE ROOM AREA -TOWER B1,B2,B3,B4,B5 & B6					
NO.	Coeff.	LENGTH (meters)	BREADTH (meters)	Nos.	AREA (Sq M)
ADDITIONS					
A		8.400	7.930	1	66.612
B		3.400	5.145	1	17.493
TOTAL MUMTY/MACHINE ROOM AREA					84.105
TOTAL MUMTY/MACHINE ROOM AREA - TOWER B1,B2,B3,B4,B5 & B6					504.630

PLUMBING IMPORTANT NOTES:-

PLUMBING NOTES:

1. WASH BASIN TO FLOOR TRAP (FT) 40 OD uPVC PIPE.
2. KITCHEN SINK TO FLOOR TRAP (FT) uPVC FLEXIBLE PIPE.
3. FLOOR DRAIN (FD) TO FLOOR TRAP (FT) 110 OD uPVC WASTE PIPE.
4. 110 OD uPVC PIPE USED FOR SOIL & WASTE.
5. 110 OD uPVC PIPE USED FOR TERRACE RAIN WATER
6. 90 OD uPVC PIPE USED FOR BALCONY.

SCHEDULE OF PIPES :

PIPE NO.	DESCRIPTION
1	110 OD uPVC SOIL, WASTE & VENT PIPE (w.c.)
2	110 OD uPVC KITCHEN WASTE & VENT PIPE (w.c.)
2a	90 OD uPVC WASTE & VENT PIPE FOR UTILITY BALCONY
3	75 OD uPVC ANTI-SYPHONAGE PIPE
4	110 OD uPVC TERRACE RAIN WATER PIPE
5	90 OD uPVC BALCONY RAIN WATER PIPE
6	DOMESTIC WATER SUPPLY S/N TAKE PIPE *
7	FLUSHING WATER SUPPLY S/N TAKE PIPE *
8	65ØD DOMESTIC WATER SUPPLY RISER *
9	50ØD FLUSHING WATER SUPPLY RISER *
10	HOT WATER SUPPLY S/N TAKE PIPE FROM SOLAR PANEL *
11	HYDRO-PNEUMATIC DOMESTIC WATER SUPPLY S/N TAKE PIPE FOR TOP FOUR FLOORS *
6	100 MM DIA SLEEVE IN BEAM AT 300 TOM LEVEL
7	800 MM WIDE & 300 MM IN HEIGHT @ 5.5 TO 2.5 M O/C CONCRETE BLOCK (TYPICAL) AS PER STR-CONSULTANT
11	600 MM WIDE & 300 MM IN HEIGHT @ 5.5 TO 2.5 M O/C CONCRETE BLOCK (TYPICAL) AS PER STR-CONSULTANT
12	1200 MM WIDE & 300 MM IN HEIGHT @ 5.5 TO 2.5 M O/C CONCRETE BLOCK (TYPICAL) AS PER STR-CONSULTANT
WC	CUTOUT IN SLAB = 150 x 150 MM FOR WC
FT	FLOOR TRAP (150 x 110) MM, CUTOUT IN SLAB = 150 x 150 MM
MT	MULTI TRAP (110 x 75) MM
FD	FLOOR DRAIN (110 x 110) MM
BD	BALCONY DRAIN (110 x 110) MM

TYPICAL CONNECTION PLAN :

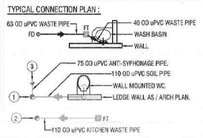

FIRE LEGEND :

LEGEND	DESCRIPTION
A	15000 M.S. FIRE HRT RISER PIPE
B	15000 M.S. SPRINKLER RISER PIPE
C	8000 M.S. SPRINKLER DRAIN PIPE
D	80 OD UPVC SLEEVE FOR (25ØD, 32Ø, 40Ø & 50ØD) PIPE CENTER OF SLEEVE = 150 MM DOWN FROM BOTTOM OF SLAB
E	160 OD uPVC SLEEVE FOR (65Ø, 80Ø & 100ØD) PIPE CENTER OF SLEEVE = 150 MM DOWN FROM BOTTOM OF SLAB
FHC	FIRE HOSE CABINET
FS	FLOW SWITCH
	PENDANT TYPE SPRINKLER
	NORMAL SIDE WALL, THROW - 3.7 m
	EXTENDED SIDE WALL, THROW - 4.8 m
	SPRINKLER FEEDER LINE

SCHEDULE OF OPENINGS

LEGEND	WIDTH (MM)	HEIGHT (MM)	CILL (MM)	LINTEL (MM)
D1	900	2000	100	2100
D2	1200	2450	0	2450
D3	1500	2450	0	2450
ID1	750	2100	0	2100
ID2	1000	2100	0	2100
ED	1100	2100	0	2100
ED1	1000	2100	0	2100
SD1	2390	2450	0	2450
SD2	1700	2450	0	2450
SD3	1750	2450	0	2450
SD4	2015	2450	0	2450
SD5	2200	2450	0	2450
DW1	1350	2450/1050	0/900	2450
DW2	1500	2450/1050	0/900	2450
DW3	2830	2450/1050	0/100	2450
FD1	1100	2100	0	2100
FD2	900	2100	0	2100
W1	700	2450	0	2450
W1a	600	2300	150	2450
W2	900	2300	150	2450
W3	1200	2300	150	2450
W4	1500	2300	150	2450
W5	2000	2300	150	2450
V1	600	1400	1050	2450

NOTES

1. ALL DIMENSIONS IN MILLIMETERS UNLESS OTHERWISE SPECIFIED.
2. ALL BASEMENT AREAS SHALL BE MECHANICALLY LIT AND VENTILATED WITH 100% POWER BACK-UP
3. GATE AND BOUNDARY WALL SHALL BE AS PER STANDARD DESIGN.
4. THE PROVISION OF SOLAR WATER HEATING SYSTEM TO BE AS PER NORMS SPECIFIED BY HAREDA, AND MADE OPERATIONAL BEFORE APPLYING FOR OCCUPANCY CERTIFICATE.
5. RAIN WATER HARVESTING SYSTEM SHALL BE AS PER CENTRAL GROUND WATER AUTHORITY NORMS/ HARYANA GOVT.
6. FIRE FIGHTING PROVISIONS INCLUDING FIRE SPRINKLERS SHALL BE AS PER NBC GUIDELINES.

REVISIONS:

NOS.	DESCRIPTION	DATE	REMARK
R1	GENERAL REVISIONS	22-12-2015	

KEY PLAN
NOT TO SCALE

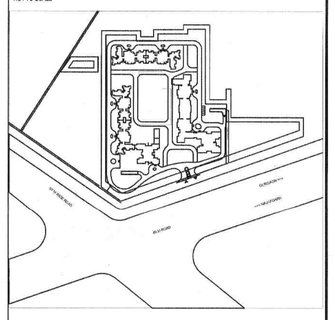

N

Architect's Signature

Manish Vir Bhagga, Architect
Council of Architecture
registration No. CA/95/10626

Owners' Signature

PROJECT : BUILDING PLAN OF GROUP HOUSING SCHEME MEASURING 10.175 ACRES (LICENCE NO. 105 OF 2011 DATED 11.12.2011), 8.875 ACRES (LICENCE NO. 55 OF 2012 DATED 29.8.2012) AND 1.99375 ACRES (LICENCE NO. 86 OF 2012 DATED 29.8.2012).
TOTAL 21.04375 ACRES IN SECTOR-112 & 113, GURGAON MANESAR URBAN COMPLEX BEING DEVELOPED BY C.S.N. ESTATES PVT. LTD., SH. NAVEEN S/o SH. S.P. GUPTA, A.H. BUILDWELL PVT. LTD., AND OTHERS.

Architects:
Arcop Associates Pvt. Ltd.
Plot- 36b, Sec-32, Gurgaon-122001
Ph.: +91-124-4595500 FAX: +91-124-4595550
Montreal, Toronto, New-Delhi, Boston

Approved and found ok for Public Health Services only subject to comments in Building Plan No. 52/2015
Superintending Engineer (HQ)
Public Health Circle, Hisar
24/11/16

Structure:
IPC Technical Projects Consultants Pvt. Ltd.
B-74 | Sector 57 | Noida 201301 | Uttar Pradesh | India
T: +91-120-4306800 | D: +91-120-4306804 | www.ipc.in

MEP:
Paradise Consultants
G-76C, Shaheen Bagh, Noida road near
Kalindkunj, New Delhi - 110025
T: 011- 29943601, 24528427
E-mail : paradiseconsultants@gmail.com

B.T.A. (HQ) Member-Secretary B.P.C.
V.T.P. (S) Member B.P.C.
G.T.P. (HQ) Chairman B.P.C.

Drawing Title
BLOCK-B4
TERRACE AND MACHINE ROOM

Drawing No.
A-PH2-07n

Date 30-09-2015
Scale 1:100