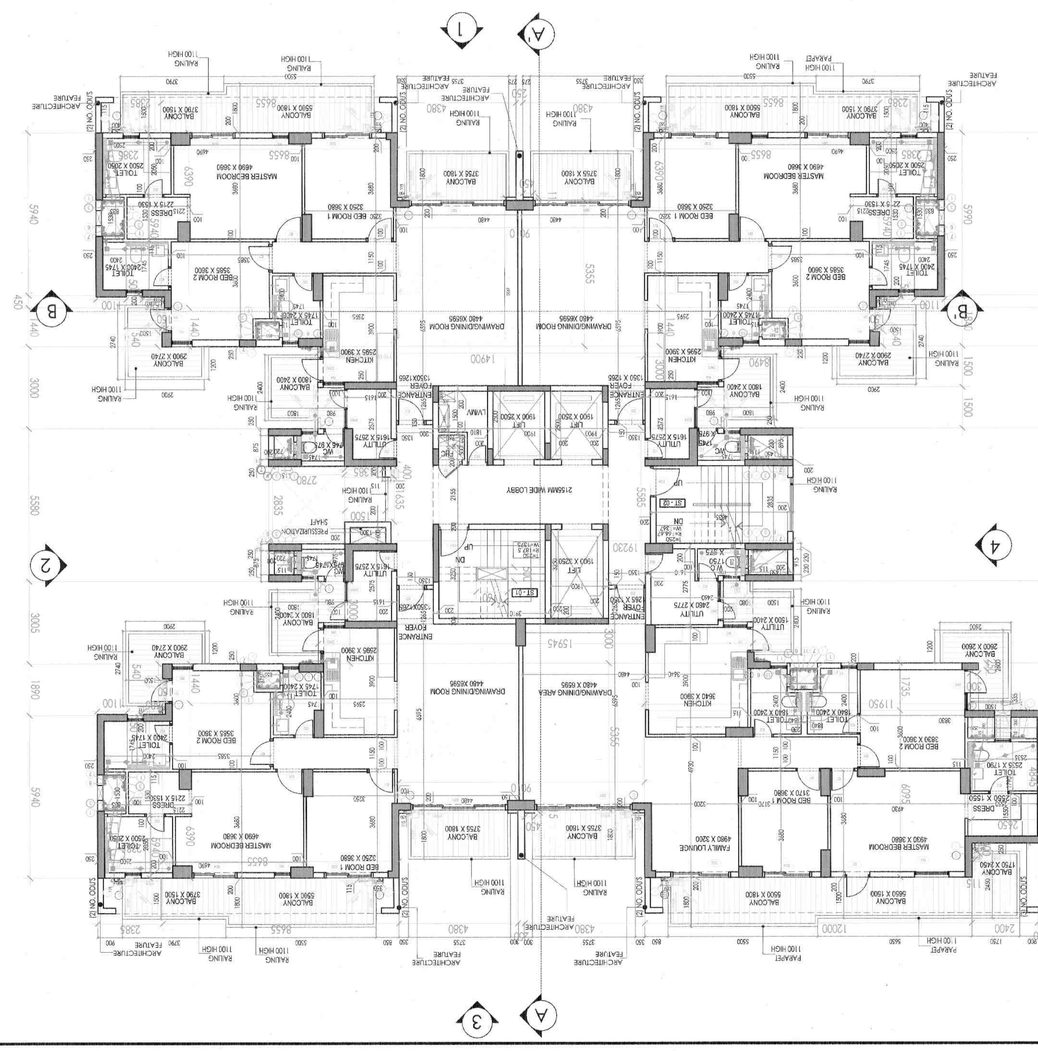

TYPICAL FLOOR PLAN
20th,21st,22nd,23rd,24th and 25th FLOOR PLAN,TOWER A1
20th,21st,22nd,23rd,24th and 25th FLOOR PLAN,TOWER A2
SCALE-1:100

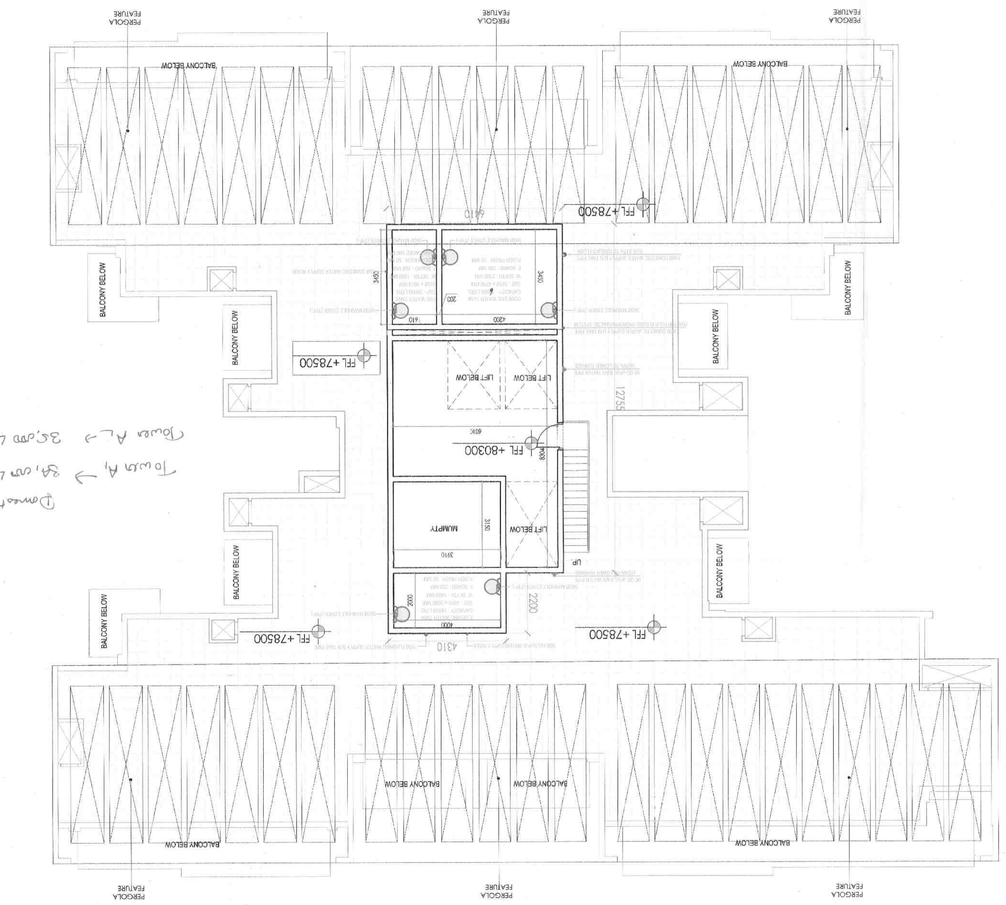

MACHINE ROOM FLOOR PLAN
SCALE-1:75



TERRACE FLOOR PLAN
SCALE-1:75

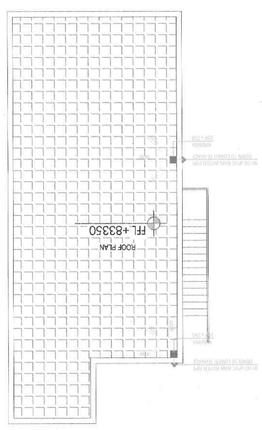

ROOF PLAN
SCALE-1:75

FAR CALCULATIONS - TOWER A1	
FAR	AREA IN SqM
PROPOSED COVERED AREA ON GROUND FLOOR	346.393
PROPOSED COVERED AREA ON FIRST FLOOR	196.233
PROPOSED COVERED AREA ON SECOND FLOOR	608.109
PROPOSED COVERED AREA ON THIRD FLOOR	608.109
PROPOSED COVERED AREA ON FOURTH FLOOR	608.109
PROPOSED COVERED AREA ON FIFTH FLOOR	608.109
PROPOSED COVERED AREA ON SIXTH FLOOR	608.109
PROPOSED COVERED AREA ON SEVENTH FLOOR	608.109
PROPOSED COVERED AREA ON EIGHTH FLOOR	608.109
PROPOSED COVERED AREA ON NINTH FLOOR	608.109
PROPOSED COVERED AREA ON TENTH FLOOR	608.109
PROPOSED COVERED AREA ON ELEVENTH FLOOR	608.109
PROPOSED COVERED AREA ON TWELTH FLOOR	608.109
PROPOSED COVERED AREA ON THIRTEENTH FLOOR	608.109
PROPOSED COVERED AREA ON FOURTEENTH FLOOR	608.109
PROPOSED COVERED AREA ON FIFTEENTH FLOOR	608.109
PROPOSED COVERED AREA ON SIXTEENTH FLOOR	608.109
PROPOSED COVERED AREA ON SEVENTEENTH FLOOR	608.109
PROPOSED COVERED AREA ON EIGHTEENTH FLOOR	608.109
PROPOSED COVERED AREA ON NINETEENTH FLOOR	608.109
PROPOSED COVERED AREA ON TWENTIETH FLOOR	608.109
PROPOSED COVERED AREA ON TWENTY FIRSTH FLOOR	608.109
PROPOSED COVERED AREA ON TWENTY SECOND FLOOR	608.109
PROPOSED COVERED AREA ON TWENTY THIRD FLOOR	608.109
PROPOSED COVERED AREA ON TWENTY FOURTH FLOOR	608.109
PROPOSED COVERED AREA ON TWENTY FIFTH FLOOR	608.109
TOTAL COVERED AREA OF ALL FLOORS	15139.250

FAR CALCULATIONS - TOWER A2	
FAR	AREA IN SqM
PROPOSED COVERED AREA ON GROUND FLOOR	286.829
PROPOSED COVERED AREA ON FIRST FLOOR	456.018
PROPOSED COVERED AREA ON SECOND FLOOR	608.109
PROPOSED COVERED AREA ON THIRD FLOOR	608.109
PROPOSED COVERED AREA ON FOURTH FLOOR	608.109
PROPOSED COVERED AREA ON FIFTH FLOOR	608.109
PROPOSED COVERED AREA ON SIXTH FLOOR	608.109
PROPOSED COVERED AREA ON SEVENTH FLOOR	608.109
PROPOSED COVERED AREA ON EIGHTH FLOOR	608.109
PROPOSED COVERED AREA ON NINTH FLOOR	608.109
PROPOSED COVERED AREA ON TENTH FLOOR	608.109
PROPOSED COVERED AREA ON ELEVENTH FLOOR	608.109
PROPOSED COVERED AREA ON TWELTH FLOOR	608.109
PROPOSED COVERED AREA ON THIRTEENTH FLOOR	608.109
PROPOSED COVERED AREA ON FOURTEENTH FLOOR	608.109
PROPOSED COVERED AREA ON FIFTEENTH FLOOR	608.109
PROPOSED COVERED AREA ON SIXTEENTH FLOOR	608.109
PROPOSED COVERED AREA ON SEVENTEENTH FLOOR	608.109
PROPOSED COVERED AREA ON EIGHTEENTH FLOOR	608.109
PROPOSED COVERED AREA ON NINETEENTH FLOOR	608.109
PROPOSED COVERED AREA ON TWENTIETH FLOOR	608.109
PROPOSED COVERED AREA ON TWENTY FIRSTH FLOOR	608.109
PROPOSED COVERED AREA ON TWENTY SECOND FLOOR	608.109
PROPOSED COVERED AREA ON TWENTY THIRD FLOOR	608.109
PROPOSED COVERED AREA ON TWENTY FOURTH FLOOR	608.109
PROPOSED COVERED AREA ON TWENTY FIFTH FLOOR	608.109
TOTAL COVERED AREA OF ALL FLOORS	15397.471

NOTE- ALL TOILETS HAVE PERMANENT VENTILATORS

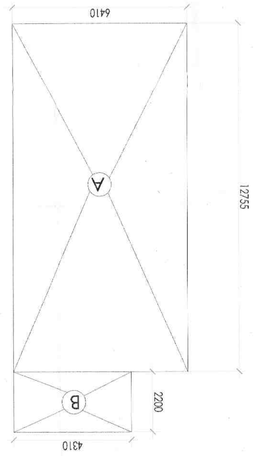

MUMTY /MACHINE ROOM
AREA DIAGRAM
TOWER A1 & A2
SCALE-1:150

MUMTY/MACHINE ROOM AREA -TOWER A1 & A2					
NOS ADDITIONS	Cont.	LENGTH (Meters)	BREADTH (meters)	Nos.	AREA in (M)
A		12.255	6.450	1	79.00
B		4.230	2.200	1	9.262
TOTAL MUMTY/MACHINE ROOM AREA					91.262
TOTAL MUMTY/MACHINE ROOM AREA -TOWER A1& A2					182.523

Plotting
Tower A1 → 38,000 LTR
18,000 LTR
Tower A2 → 38,000 LTR
19,000 LTR
Demand

NOTES

1. ALL DIMENSIONS IN MILLIMETERS UNLESS OTHERWISE SPECIFIED.
2. ALL BASEMENT AREAS SHALL BE MECHANICALLY LIT
3. GATE AND BOUNDARY WALL SHALL BE AS PER STANDARD DESIGN.
4. THE PROVISION OF SOLAR WATER HEATING SYSTEM TO BE AS PER NORMS SPECIFIED BY HAREDA, AND MADE CERTIFICATE
5. RAIN WATER HARVESTING SYSTEM SHALL BE AS PER CENTRAL GROUND WATER AUTHORITY NORMS/ HARYANA GOVT.
6. FIRE FIGHTING PROVISIONS INCLUDING FIRE SPRINKLERS SHALL BE AS PER NBC GUIDELINES.

REVISIONS:			
NOS.	DESCRIPTION	DATE	REMARK
R1	GENERAL REVISION	22-12-2015	

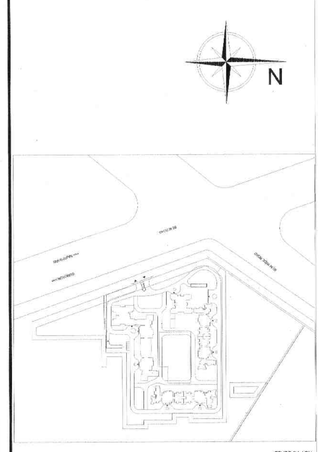

SCHEDULE OF OPENINGS

LEGEND	WIDTH (MM)	HEIGHT (MM)	CILL (MM)	LINTEL (MM)
D1	900	2450	0	2450
D2	900	2000	100	2100
SD1	3565	2450	0	2450
SD2	2200	2450	0	2450
SD3	1800	2450	0	2450
SD4	1650	2450	0	2450
SD5	2000	2450	0	2450
SD6	1650	2450	0	2450
DW1	1650	2450/1550	0/900	2450
DW2	1200	2450/1550	0/900	2450
DW3	1650	2450	0	2450
DW4	1650	2450/1550	0/900	2450
V1	600	1500	900	2450
V2	900	2150	300	2450
V3	880	1550	900	2450
V4	750	1550	900	2450
V5	600	2150	300	2450
V6	750	2150	300	2450
V7	765	2150	300	2450
V8	1860	2150	300	2450
V9	1485	2250	100	2450
V10	1300	1550	900	2450
V11	600	1550	900	2450
V12	1250	2150	300	2450
V13	900	2150	300	2450
V14	900	2150	300	2450
V15	1100	2150	300	2450
V16	1250	2150	300	2450
D3	750	2100	0	2100
D4	800	2100	0	2100
D5	750	2100	0	2100
D6	750	2100	0	2100
D7	1100	2100	0	2100
ED	1100	2100	0	2100
FD	750	2100	0	2100
FD1	1100	2100	0	2100
DW5	1650	2450	0/900	2450
DW6	1650	2450	0	2450
DW7	1200	2450/1550	0/900	2450
DW8	1650	2450/1550	0/900	2450
SD7	1650	2450	0	2450
SD8	1800	2450	0	2450
SD9	2200	2450	0	2450
SD10	2200	2450	0	2450
SD11	3565	2450	0	2450
SD12	900	2000	100	2100
D8	900	2450	0	2450

PLUMBING NOTES

PIPE NO.	DESCRIPTION
1	110 DIA SOIL WASTE & VENT PIPE
2	110 DIA KITCHEN WASTE & VENT PIPE
3	110 DIA PIPE
4	110 DIA WASTE & VENT PIPE FOR UTILITY BALCONY
5	110 DIA PIPE
6	110 DIA PIPE
7	110 DIA PIPE
8	110 DIA PIPE
9	110 DIA PIPE