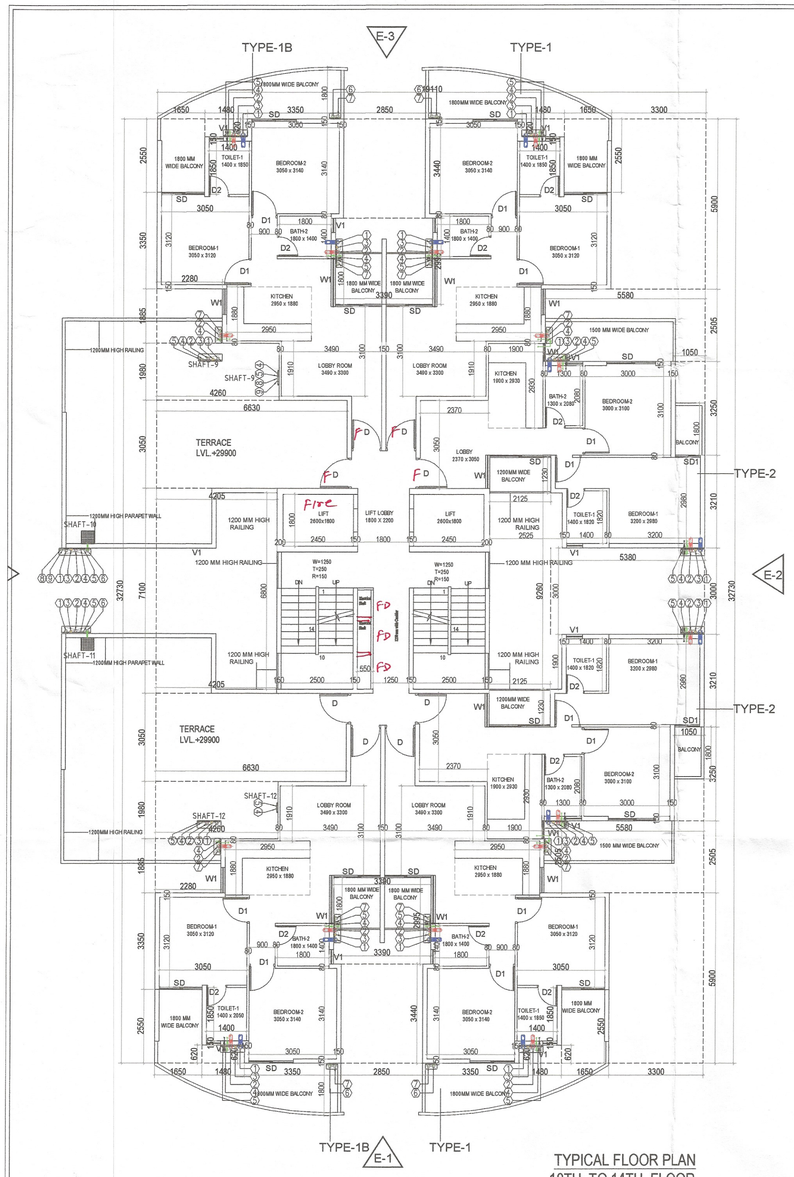

TYPICAL FLOOR PLAN
10TH. TO 14TH. FLOOR

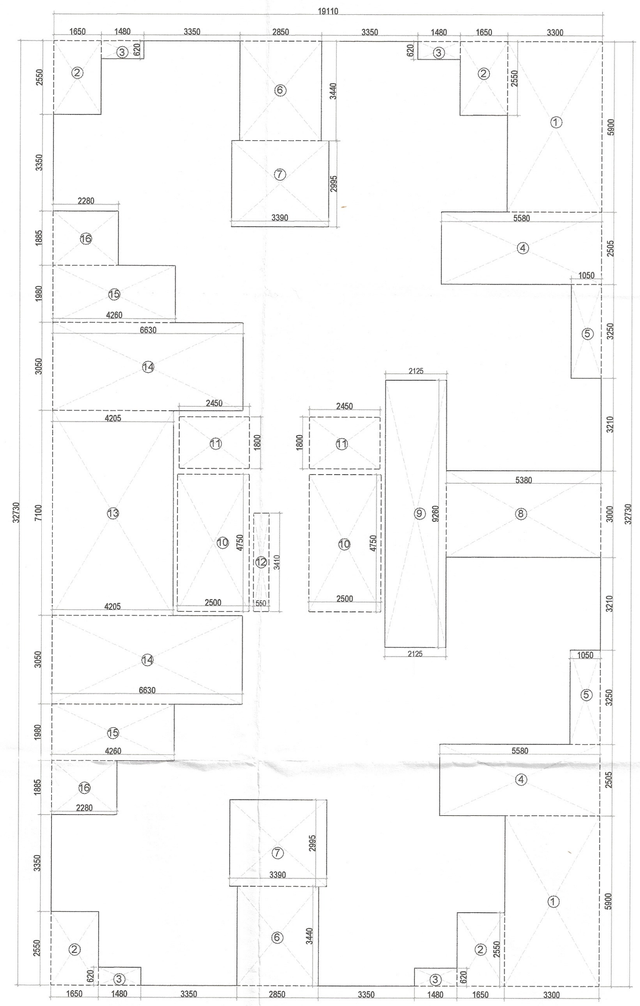

TYPICAL FLOOR AREA DIAGRAM

SECTION -BB

10TH. TO 14TH. FLOOR AREA CHART							
A	1	X	19.110	X	32.730	=	625.47
GROSS PLATE AREA							625.47
DEDUCTIONS							
1	2	X	3.300	X	5.900	=	38.94
2	4	X	1.650	X	2.550	=	16.83
3	4	X	1.480	X	0.620	=	3.67
4	2	X	5.580	X	2.505	=	27.96
5	2	X	1.050	X	3.250	=	6.83
6	2	X	2.850	X	3.440	=	19.61
7	2	X	3.390	X	2.995	=	20.31
8	1	X	5.380	X	3.000	=	16.14
9	1	X	2.125	X	9.260	=	19.68
10	2	X	2.500	X	4.750	=	23.75
11	2	X	2.450	X	1.800	=	8.82
12	1	X	0.550	X	3.410	=	1.88
13	1	X	4.205	X	7.100	=	29.86
14	2	X	6.630	X	3.050	=	40.44
15	2	X	4.260	X	1.980	=	16.87
16	2	X	2.280	X	1.885	=	8.60
TOTAL						=	300.16
NET FAR AREA = 625.47 - 300.16 =					325.308		
TOTAL FAR AREA = 325.308 X 5					1626.542		

PLUMBING LEGEND:-		
S.NO.	DESCRIPTION	SYMBOL
1.	110 oD uPVC VERTICAL SOIL & VENT PIPE	①
2.	110 oD uPVC VERTICAL WASTE & VENT PIPE	②
3.	ANTYSYPHONAGE PIPE	③
4.	DOMESTIC WATER SUPPLY DOWN TAKE PIPE	④
5.	FLUSHING WATER SUPPLY DOWN TAKE PIPE	⑤
6.	110 oD uPVC RAIN WATER PIPE FOR TERRACE	⑥
7.	75 oD uPVC RAIN WATER BALCONY DRAIN PIPE	⑦
8.	DOMESTIC WATER SUPPLY RISER PIPE	⑧
9.	FLUSHING WATER SUPPLY RISER PIPE	⑨
10.	FLOOR TRAP	FT
11.	FLOOR DRAIN	FD
12.	FLOOR CLEAN OUT	FCO
13.	COLD WATER SUPPLY (DOMESTIC)	CWS
14.	FLUSHING WATER SUPPLY	FWS
15.	ISOLATION VALVE	

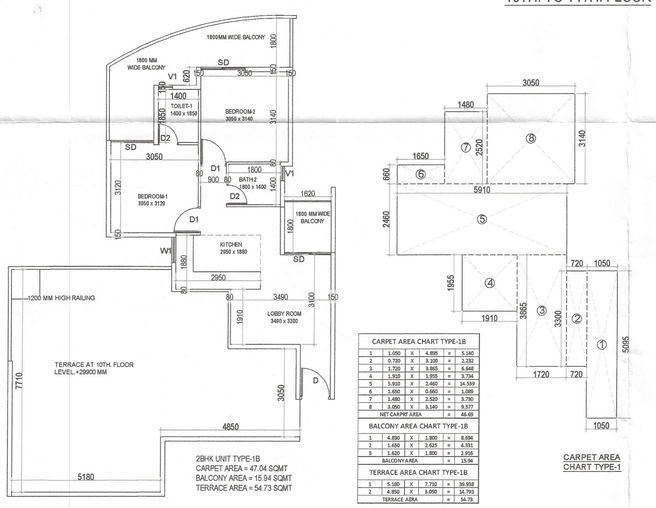

CARPET AREA CHART TYPE-1B					
1	1.050	X	4.895	=	5.140
2	0.720	X	3.100	=	2.232
3	1.720	X	3.865	=	6.648
4	1.910	X	1.955	=	3.734
5	5.910	X	2.460	=	14.539
6	1.650	X	0.660	=	1.089
7	3.480	X	2.520	=	8.770
8	3.050	X	3.140	=	9.577
NET CARPET AREA				=	46.69

BALCONY AREA CHART TYPE-1B					
1	4.890	X	1.800	=	8.694
2	1.650	X	2.625	=	4.331
3	1.620	X	1.800	=	2.916
BALCONY AREA				=	15.94

TERRACE AREA CHART TYPE-1B					
1	5.180	X	7.710	=	39.958
2	4.850	X	3.050	=	14.793
TERRACE AERA				=	54.73

CARPET AREA
CHART TYPE-1

N

Checked and found ok for Public Health (Internal) service only subject to comments forwarded vide No. SE(HQ)..... Dt. 01/12/2020
189741
Superintending Engineer (HQ)
HSVP, Panchkula
01/12/2020

ARCHITECT (H.Q.) | S.T.P. Member Secretary B.P.C. | S.T.P. (G) Member B.P.C. | C.T.P. (H) Chairman B.P.C.

DDT (HQ) Member BPAC

DINESH KUMAR
SD (HQ)

JD

ARCHITECTS
Pinnacle Architects Pvt.Ltd.
938 , SECTOR 14 , GURGAON HARYANA

SCALE : 1:100

DRAWING NAME
TOWERS-6 & 7
10TH.TO 14TH.FLOOR PLAN & TYPICAL AREA DIAGRAM,& UNITS PLAN & AREA & SECTION-BB

DRAWING NO. SUB – 22

CLIENT:- PEGASUS LAND AND HOUSING PVT.LTD

PROJECT : -

PROPOSED BUILDING PLAN OF AFFORDABLE GROUP HOUSING COLONY FOR AN AREA MEASURING 5.03403 ACRE(LICENCE NO.19 OF 2020 DATED.01.08.2020) IN SECTOR-93 GURUGRAM MANESAR URBAN COMPLEX BEING DEVELOPED BY PEGASUS LAND AND HOUSING PVT. LTD.

Pegasus Land And Housing Pvt. Ltd.
Authorised Signatory
APPLICANT'S SIGN.

VIMAL BAJAJ
Architect CA/96/19791
938, Sector-14, Gurgaon
ARCHITECT'S SIGN