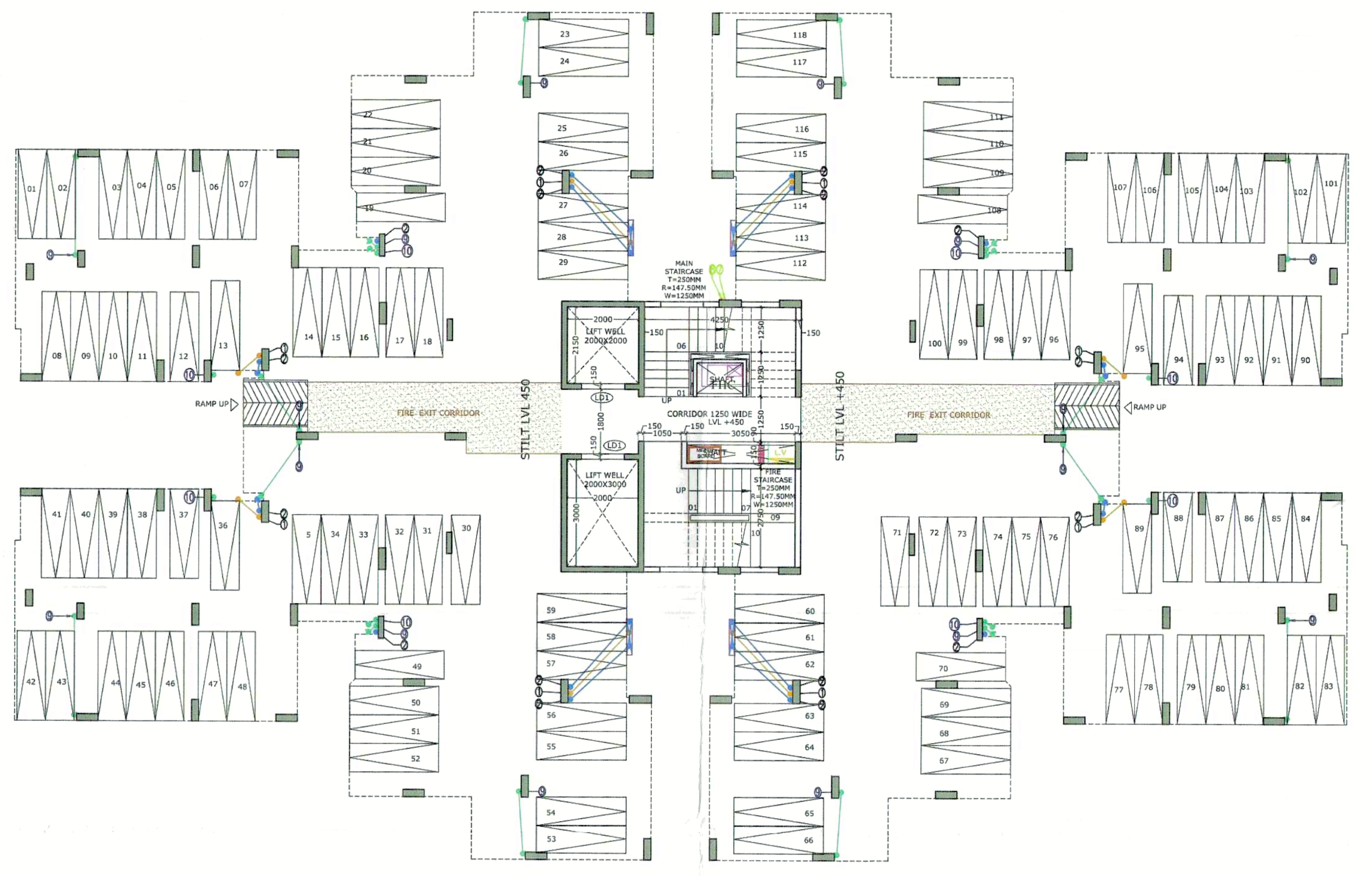

(1) GROUND FLOOR PLAN
Scale:1:100

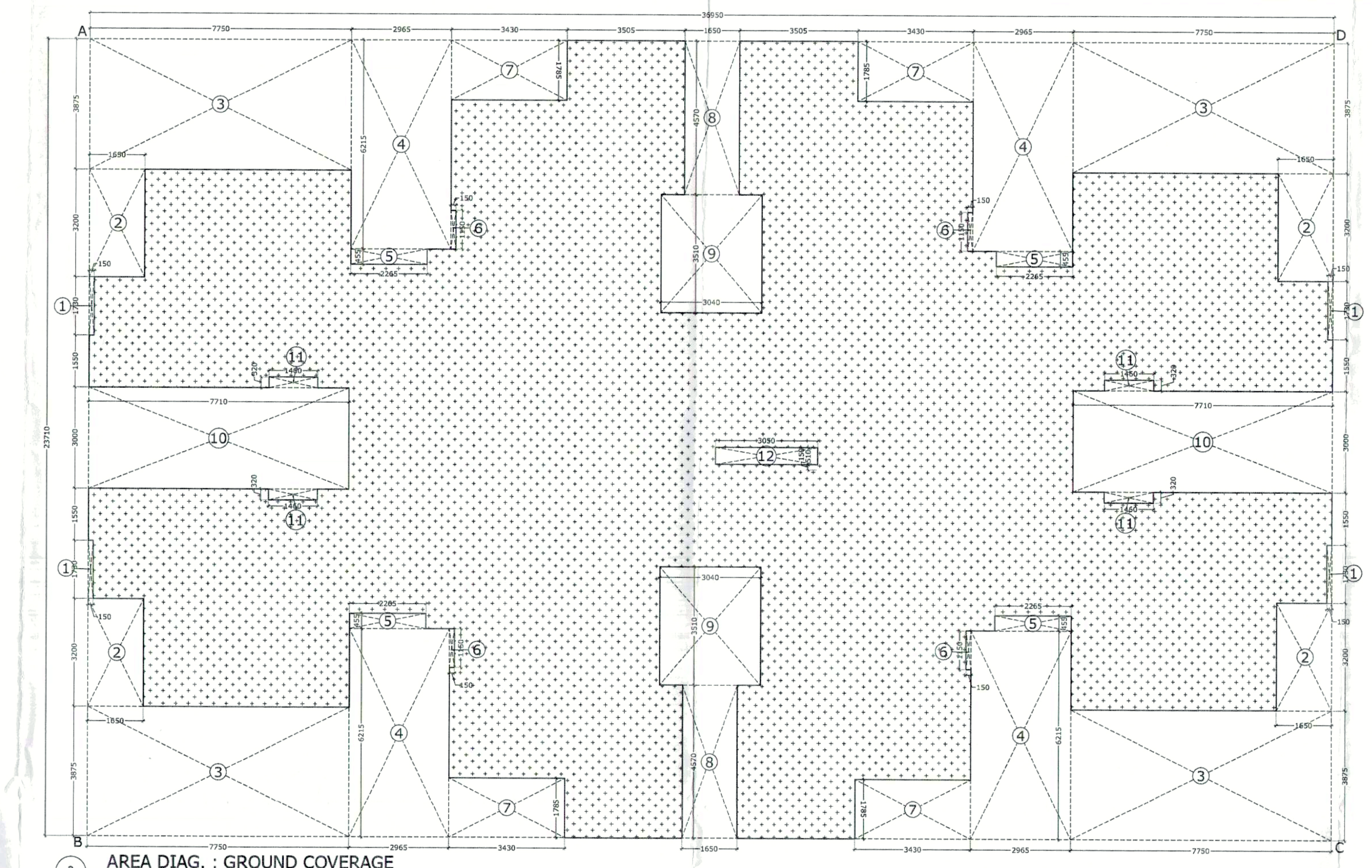

(3) AREA DIAG. : GROUND COVERAGE
Scale:1:100

(TOWER -24) STILT AREA CALCULATION						
TYPE	QUANTITY	SHAPE	FORMULA	DETAIL		CALCULATION EACH AREA IN SQ.M
COVERAGE (ADDITION)						
ABCD	1	RECTANGLE	L x B	37.390	23.710	886.517
TOTAL						**886.517**
COVERAGE (DEDUCTION)						
1	4	RECTANGLE	L x B	0.220	1.450	1.276
2	4	RECTANGLE	L x B	9.435	3.875	146.243
3	4	RECTANGLE	L x B	1.465	2.795	16.379
4	4	RECTANGLE	L x B	0.800	0.335	1.072
5	4	TRAPEZIUM	1/2X(L+B)XH	1/2X(1.400+1.250)X0.150		0.795
6	4	RECTANGLE	L x B	3.430	1.785	24.490
7	4	RECTANGLE	L x B	0.970	0.320	1.242
8	4	RECTANGLE	L x B	0.560	0.220	0.493
9	2	RECTANGLE	L x B	1.650	4.570	15.081
10	2	RECTANGLE	L x B	3.040	3.510	21.341
11	2	RECTANGLE	L x B	6.440	3.000	38.640
TOTAL (X)						267.051
NET COVERED AREA = ABCD - (X)						**619.466**

TOWER- 24 BALCONY AREA CALCULATION				
TYPE	QUANTITY	NOS OF FLOOR	UNIT BALCONY AREA	TOTAL BALCONY AREA
Balcony- TYPE-A (1st to 9th fl)	4	9	8.601	309.636
Balcony- TYPE-B (1st to 9th fl.)	4	9	9.376	337.545
Balcony- TYPE-A (10th to 11th fl.)	3	2	8.601	51.606
Balcony- TYPE-B (10th to 11th fl.)	4	2	9.376	75.01
Balcony- TYPE-A (12th fl.)	2	1	8.601	17.202
Balcony- TYPE-B (12th fl.)	4	1	9.376	37.505
TOTAL				828.504

S.T.P. Member Secretary B.P.C
C.T.P. Chairman B.P.C
JD
ATP
Ram Avtar Bassi ADH(HQ)
Deputy Director (T) O/o Directorate Fire Services Member B.P.C
This is a PROVISIONAL APPROVED BUILDING PLAN only for purpose of inviting objection from general public
Town and Country Planning, Haryana, Chandigarh

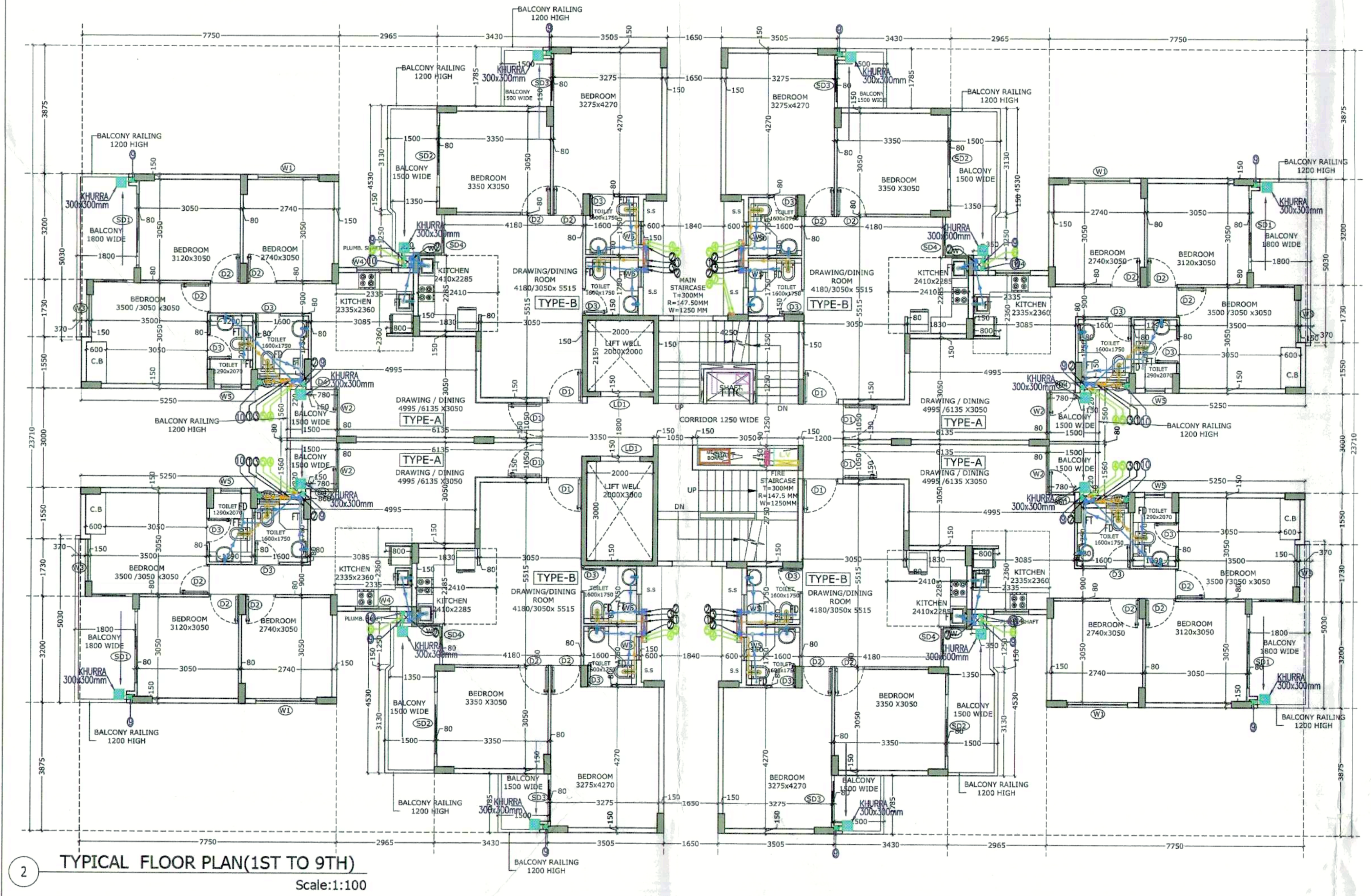

(2) TYPICAL FLOOR PLAN(1ST TO 9TH)
Scale:1:100

TOWER -24 (GROUND COVERAGE) AREA CALCULATION						
TYPE	QUANTITY	SHAPE	FORMULA	DETAIL		CALCULATION EACH AREA IN SQ.M
COVERAGE (ADDITION)						
ABCD	1	RECTANGLE	L x B	36.950	23.710	876.085
TOTAL						**876.085**
COVERAGE (DEDUCTION)						
1	4	RECTANGLE	L x B	0.150	1.730	1.038
2	4	RECTANGLE	L x B	1.650	3.200	21.120
3	4	RECTANGLE	L x B	7.750	3.875	120.125
4	4	RECTANGLE	L x B	2.965	6.215	73.710
5	4	RECTANGLE	L x B	2.265	0.455	4.122
6	4	RECTANGLE	L x B	0.150	1.150	0.690
7	4	RECTANGLE	L x B	3.430	1.785	24.490
8	2	RECTANGLE	L x B	1.650	4.570	15.081
9	2	RECTANGLE	L x B	3.040	3.510	21.341
10	2	RECTANGLE	L x B	7.710	3.000	46.260
11	4	RECTANGLE	L x B	1.430	0.320	1.830
12	1	RECTANGLE	L x B	3.050	0.510	1.556
TOTAL (X)						331.363
NET COVERED AREA = ABCD - (X)						**544.721**

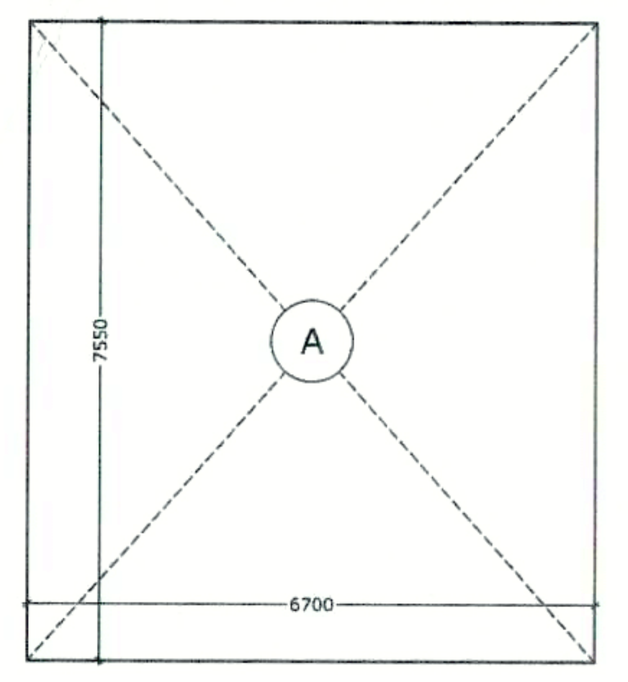

(5) AREA DIAG. STILT FAR AREA
Scale:1:100

STILT FLOOR FAR (TOWER-24) CALCULATION						
TYPE	QUANTITY	SHAPE	FORMULA	DETAIL		CALCULATION EACH AREA IN SQ.M
COVERAGE (ADDITION)						
A	1	RECTANGLE	L x B	6.700	7.550	50.585

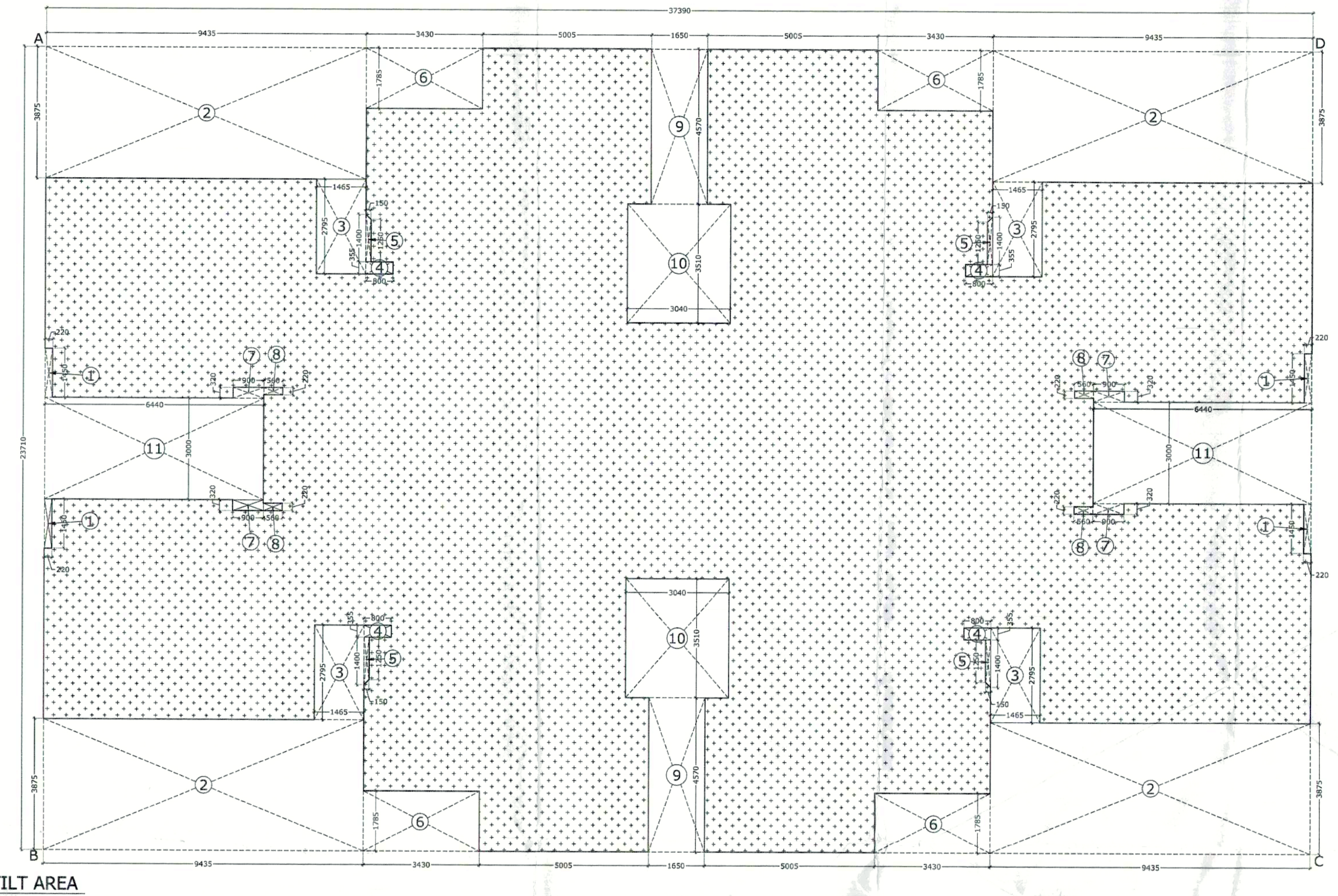

(4) AREA DIAG. STILT AREA
Scale:1:100

LEGEND FOR PLUMBING

1. 110 OD SWR uPVC SOIL & VENT PIPE
2. 110 OD SWR uPVC WASTE & VENT PIPE
3. 90 OD PVC SWR ANTI-SYPHONIC PIPE
4. DOMESTIC WATER SUPPLY DN. TAKE PIPE
5. FLUSHING WATER SUPPLY DN. TAKE PIPE
6. D.W.S DN. TAKE PIPE FOR KITCHEN
7. DOMESTIC WATER SUPPLY RISER PIPE
8. FLUSHING WATER SUPPLY RISER PIPE
9. 110 OD uPVC RAIN WATER PIPE (BALCONY)
10. 110 OD uPVC RAIN WATER PIPE (TERRACE)

PLUMBING NOTE:-
* URINAL TO FLOOR TRAP 63 OD uPVC SOIL PIPE
* WASH BASIN TO FLOOR TRAP 50 OD uPVC WASTE PIPE
* FLOOR DRAIN TO FLOOR TRAP 63 OD uPVC WASTE PIPE
* FLOOR TRAP TO VERTICAL WASTE STACK 110 OD WASTE PIPE
* W.C TO VERTICAL SOIL STACK 110 OD SOIL PIPE

DOOR WINDOW SCHEDULE					
S.No.	TAG	SIZE OF OPENING	CILL	LINTEL	TYPE OF OPENING/REMARKS
1	D1	1050 X 2100.	–	2100	SINGLE LEAF
2	D2	900 X 2100.	–	2100	SINGLE LEAF
3	D3	750 X 2100.	–	2100	SINGLE LEAF
4	D4	780 X 2450	–	2450	SINGLE LEAF
5	SD1	2150 X 2450	00/150	2450	SLIDING DOOR
6	SD2	1850 X 2450	00/150	2450	SLIDING DOOR
7	SD3	1435 X 2450	00/150	2450	SLIDING DOOR
8	SD4	1150X 2450	00/1050	2450	SLIDING DOOR
9	W1	1800 X 1550	900	2450	WINDOW
10	W2	1425 x 1550	900	2450	WINDOW
11	W3	1280 x 1550	900	2450	WINDOW
12	W4	1050 x 1400	1050	2450	WINDOW
13	W5	600 x 1250	1200	2450	WINDOW
14	W6	1200 x 1550	900	2450	WINDOW
15	FD1	1050 X 2100.	–		FIRE DOOR
16	LD1	1000 X 2100.	–		LIFT DOOR

NOTE: 1.)ASSUMING FLR.FINISH LEVELS AS ± 0.00 FOR D/W FIXING
2.)FD= FIRE DOOR
3.) LD1 = LIFT FIRE DOOR

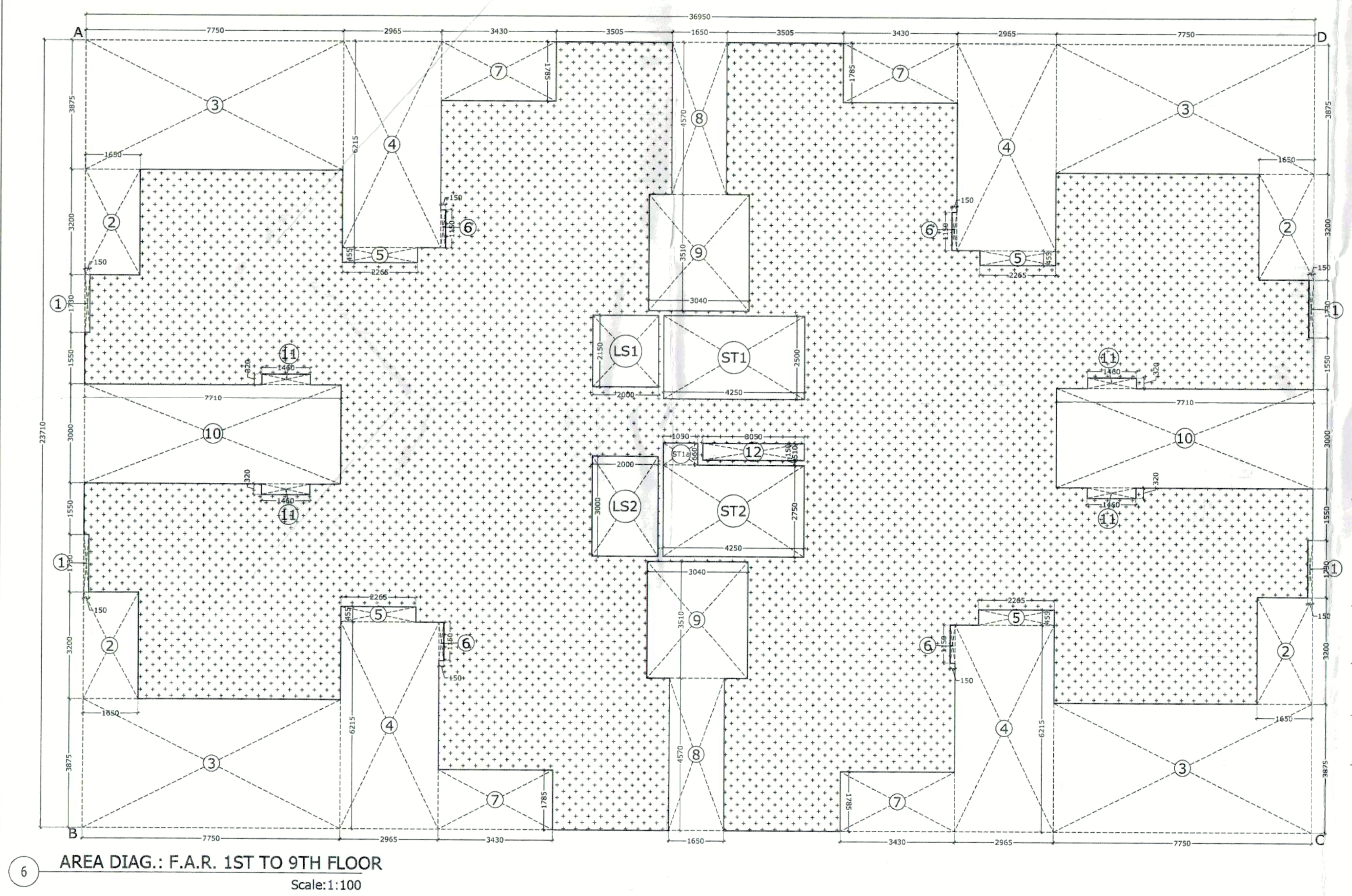

(6) AREA DIAG.: F.A.R. 1ST TO 9TH FLOOR
Scale:1:100

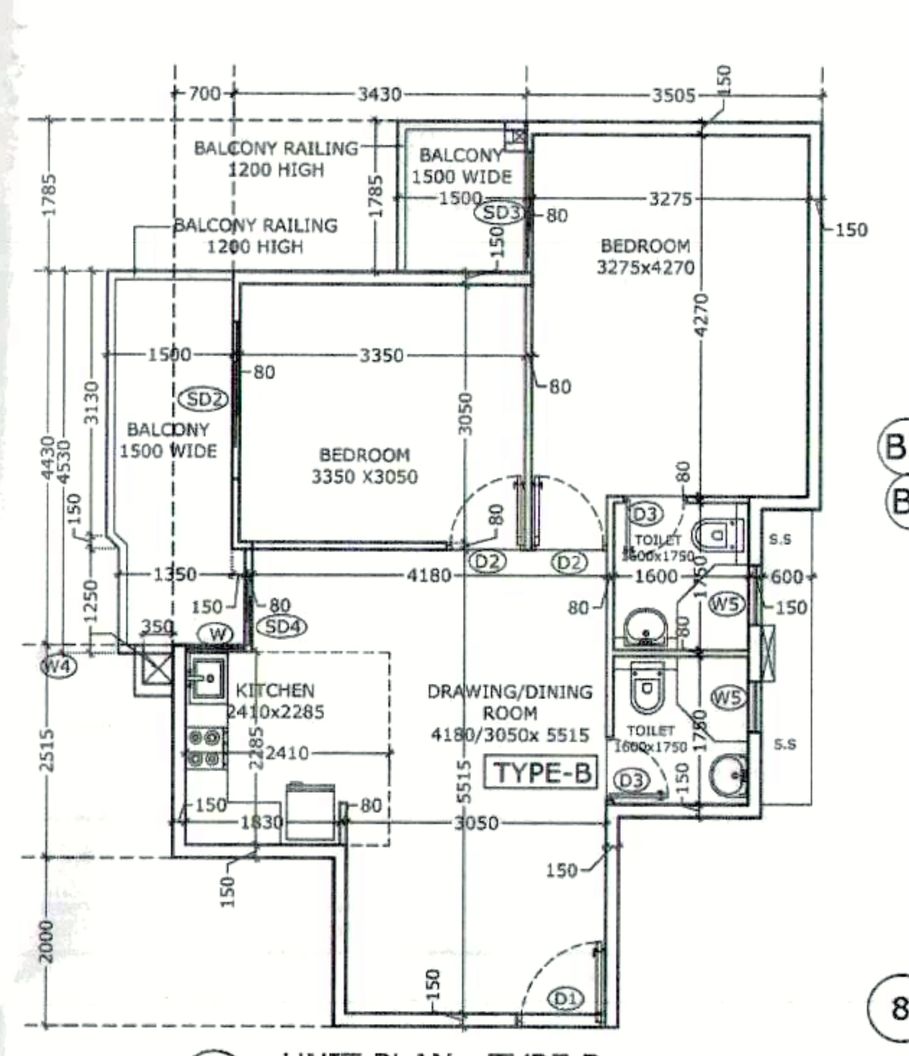

(7) UNIT PLAN - TYPE-B
Scale 1:100

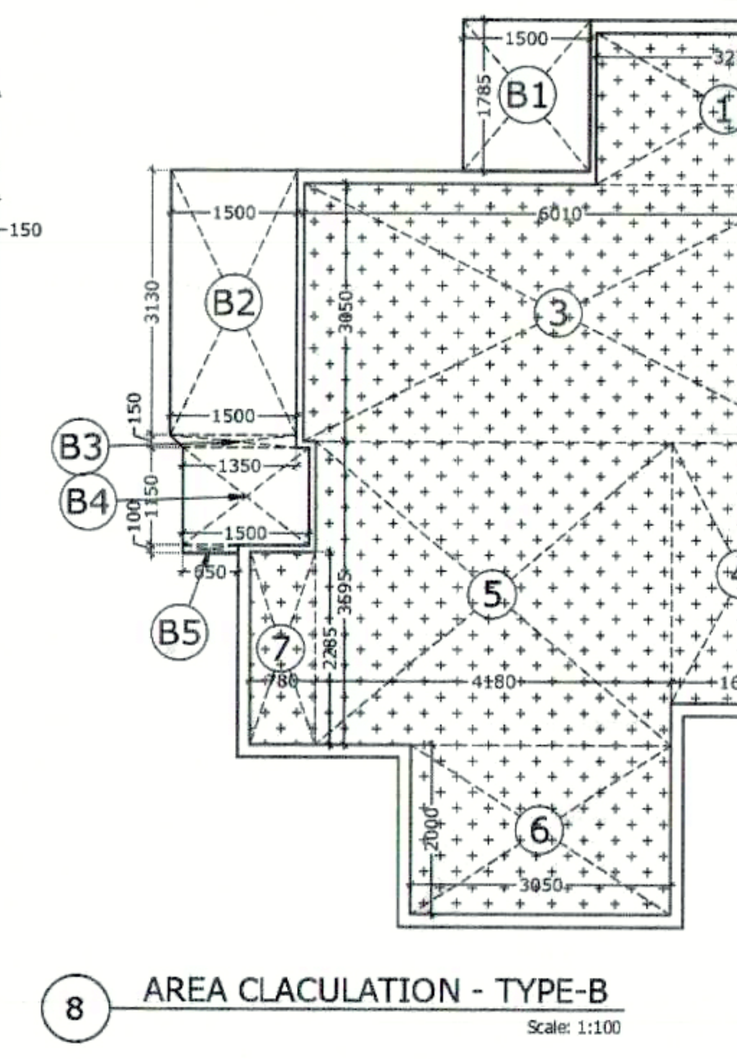

(8) AREA CLACULATION - TYPE-B
Scale 1:100

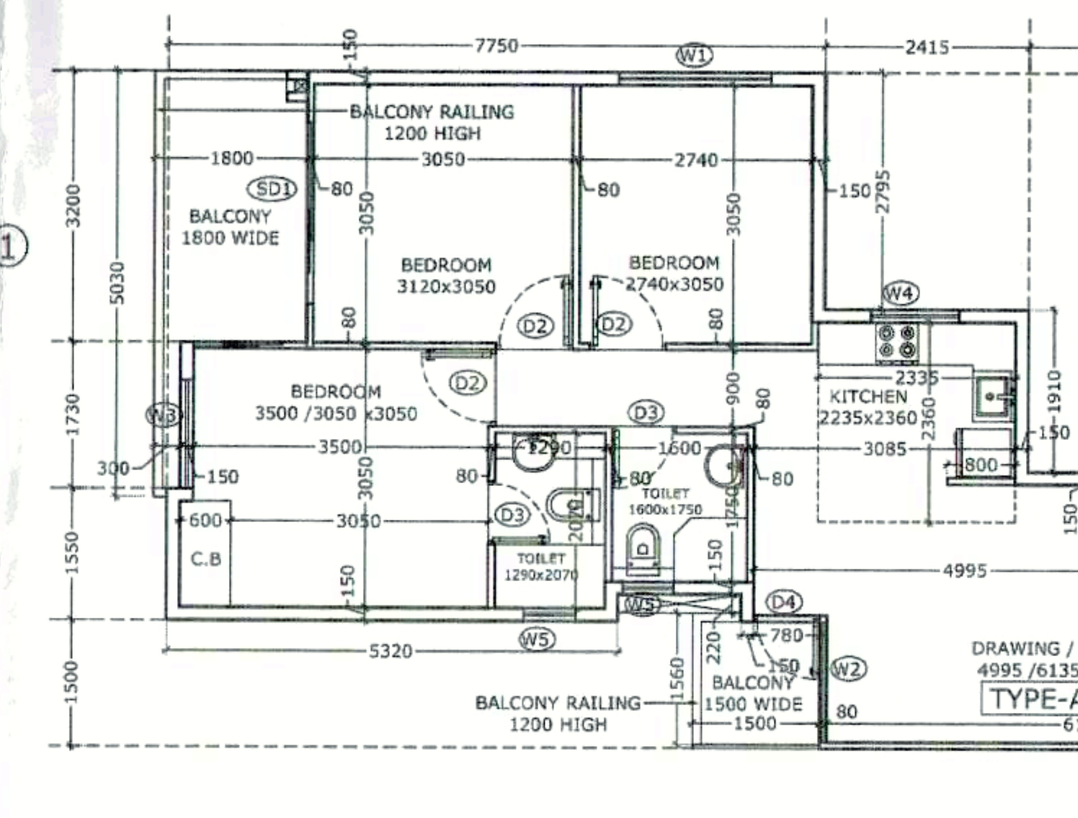

(9) UNIT PLAN - TYPE-A
Scale 1:100

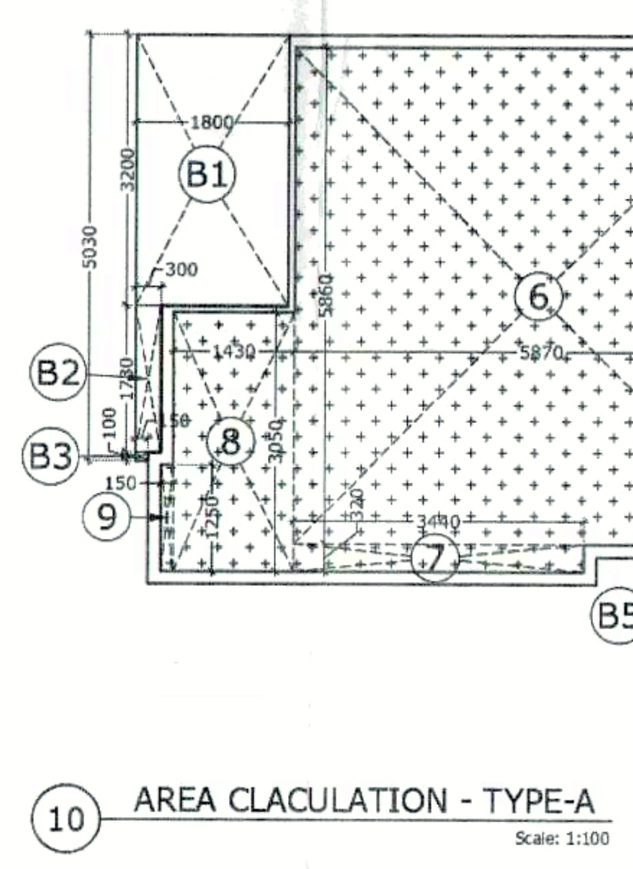

(10) AREA CLACULATION - TYPE-A
Scale 1:100

TYPE-A UNIT CARPET AREA CALCULATION						
TYPE	QUANTITY	SHAPE	FORMULA	DETAIL		CALCULATION EACH AREA IN SQ.M
COVERAGE (ADDITION)						
1	1	RECTANGLE	L x B	1.850	1.050	1.943
2	1	RECTANGLE	L x B	1.910	3.050	5.826
3	1	RECTANGLE	L x B	2.225	4.960	11.036
4	1	RECTANGLE	L x B	0.190	3.065	0.582
5	1	RECTANGLE	L x B	0.860	0.390	0.335
6	1	RECTANGLE	L x B	5.870	5.860	34.398
7	1	RECTANGLE	L x B	3.440	0.320	1.101
8	1	RECTANGLE	L x B	1.430	3.050	4.362
9	1	RECTANGLE	L x B	0.150	1.250	0.188
TOTAL						59.770

TYPE-A BALCONY AREA CALCULATION						
TYPE	QUANTITY	SHAPE	FORMULA	DETAIL		CALCULATION EACH AREA IN SQ.M
COVERAGE (ADDITION)						
B1	1	RECTANGLE	L x B	1.800	3.200	5.760
B2	1	RECTANGLE	L x B	0.300	1.730	0.519
B3	1	RECTANGLE	L x B	0.150	0.100	0.015
B4	1	RECTANGLE	L x B	1.500	1.500	2.250
B5	1	RECTANGLE	L x B	0.570	0.100	0.057
TOTAL						8.601

TYPE-B UNIT CARPET AREA CALCULATION						
TYPE	QUANTITY	SHAPE	FORMULA	DETAIL		CALCULATION EACH AREA IN SQ.M
COVERAGE (ADDITION)						
1	1	RECTANGLE	L x B	3.275	1.785	5.846
2	1	RECTANGLE	L x B	0.695	2.485	1.727
3	1	RECTANGLE	L x B	6.010	3.050	18.331
4	1	RECTANGLE	L x B	1.680	3.095	5.200
5	1	RECTANGLE	L x B	4.180	3.595	15.027
6	1	RECTANGLE	L x B	3.050	2.000	6.100
7	1	RECTANGLE	L x B	0.780	2.285	1.782
TOTAL						54.012

TYPE-B BALCONY AREA CALCULATION						
TYPE	QUANTITY	SHAPE	FORMULA	DETAIL		CALCULATION EACH AREA IN SQ.M
COVERAGE (ADDITION)						
B1	1	RECTANGLE	L x B	1.500	1.785	2.678
B2	1	RECTANGLE	L x B	1.500	3.130	4.695
B3	1	TRAPEZIUM	1/2X(L+B) XH	1/2 X(1.500+1.350) X0.150		0.214
B4	1	RECTANGLE	L x B	1.500	1.150	1.725
B5	1	RECTANGLE	L x B	0.650	0.100	0.065
TOTAL						9.376

TOWER-24 (1st TO 9th FLOOR) AREA CALCULATION						
TYPE	QUANTITY	SHAPE	FORMULA	DETAIL		CALCULATION EACH AREA IN SQ.M
COVERAGE (ADDITION)						
ABCD	1	RECTANGLE	L x B	36.950	23.710	876.085
TOTAL						**876.085**
COVERAGE (DEDUCTION)						
1	4	RECTANGLE	L x B	1.730	0.150	1.038
2	4	RECTANGLE	L x B	3.200	1.650	21.120
3	4	RECTANGLE	L x B	3.875	7.750	120.125
4	4	RECTANGLE	L x B	6.215	2.965	73.710
5	4	RECTANGLE	L x B	0.455	2.265	4.122
6	4	RECTANGLE	L x B	1.150	0.150	0.690
7	4	RECTANGLE	L x B	1.785	3.430	24.490
8	2	RECTANGLE	L x B	4.570	1.650	15.081
9	2	RECTANGLE	L x B	3.510	3.040	21.341
10	2	RECTANGLE	L x B	3.000	7.710	46.260
11	4	RECTANGLE	L x B	0.320	1.430	1.830
12	1	RECTANGLE	L x B	0.510	3.050	1.556
LS1	1	RECTANGLE	L x B	2.150	2.000	4.300
LS2	1	RECTANGLE	L x B	3.000	2.000	6.000
ST1	1	RECTANGLE	L x B	2.500	4.250	10.625
ST1a	1	RECTANGLE	L x B	0.660	1.050	0.693
ST2	1	RECTANGLE	L x B	2.750	4.250	11.688
TOTAL (X)						364.669
NET COVERED AREA = ABCD - (X)						**511.416**

PROJECT TITLE :-

PROPOSED ADDITION ALTERATION FOR AFFORDABLE GROUP HOUSING COLONY ON AREA MEASURING (5 ACRES + 1.03125+2.28125 = 8.3125 ACRES)FOR AN ADDITIONAL AREA MEASURING 2.28125 ACER (LICENCE NO.72 OF 2019 DATED 02.07.2019) IN ALREADY LICENCE GRANTED AFFORDABLE GROUP HOUSING COLONY MEASURING 6.03125 ACRES (LICENCE NO.12 OF 2014 DATED 10.06.2014) & LICENCE NO. 96 OF 2017 DATED 08.11.2017) TOTAL AREA 8.3125 ACRES IN SECTOR 104,GURGAON MANESAR URBAN COMPLEX BEING DEVELOPED BY PERFECT BUILDWELL PVT.LTD.AND OTHERS.

PRINCIPLE ARCHITECT

dfi
DESIGN FORUM INTERNATIONAL
K-47, KAILASH COLONY NEW DELHI-48
PHONE: 011 - 46556600 FAX : 46556601

OWNER'S SIGNATURE	ARCHITECT'S SIGNATURE
Perfect Buildwell Pvt. Ltd. Authorised Signatory Checked and found ok for Public Health (Internal) subject to comments in forwarding SE(HQ) Superintending Engineer (HQ) HSVP Panchkula	ANOJ TEVATIA B.Arch (Hons) CA/95/...

DRAWING TITLE:
TOWER 24
GROUND & TYPICAL FLOOR PLAN 1ST TO 9TH FLOOR) & AREA CALCULATIONS

SCALE : 1:100	SHEET NO.
DATE :	06