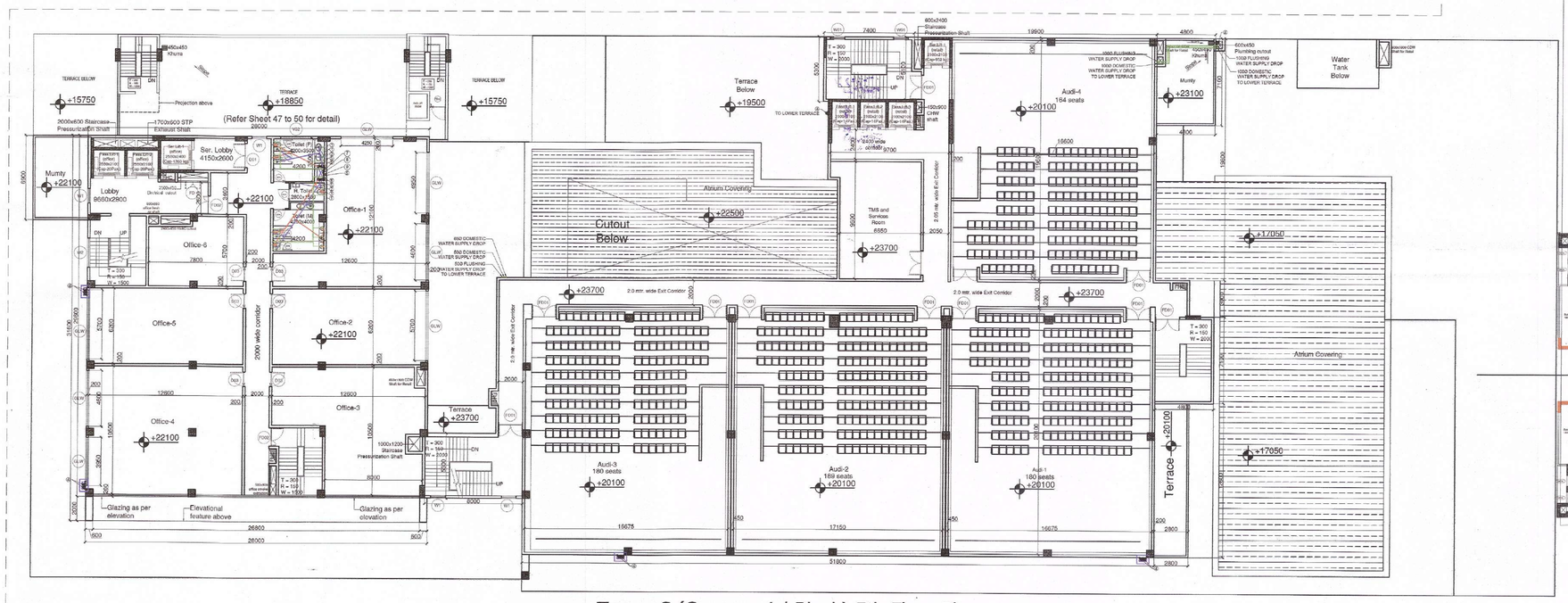

1 Tower C (Commercial Block) 5th Floor Plan

Scale: 1:200

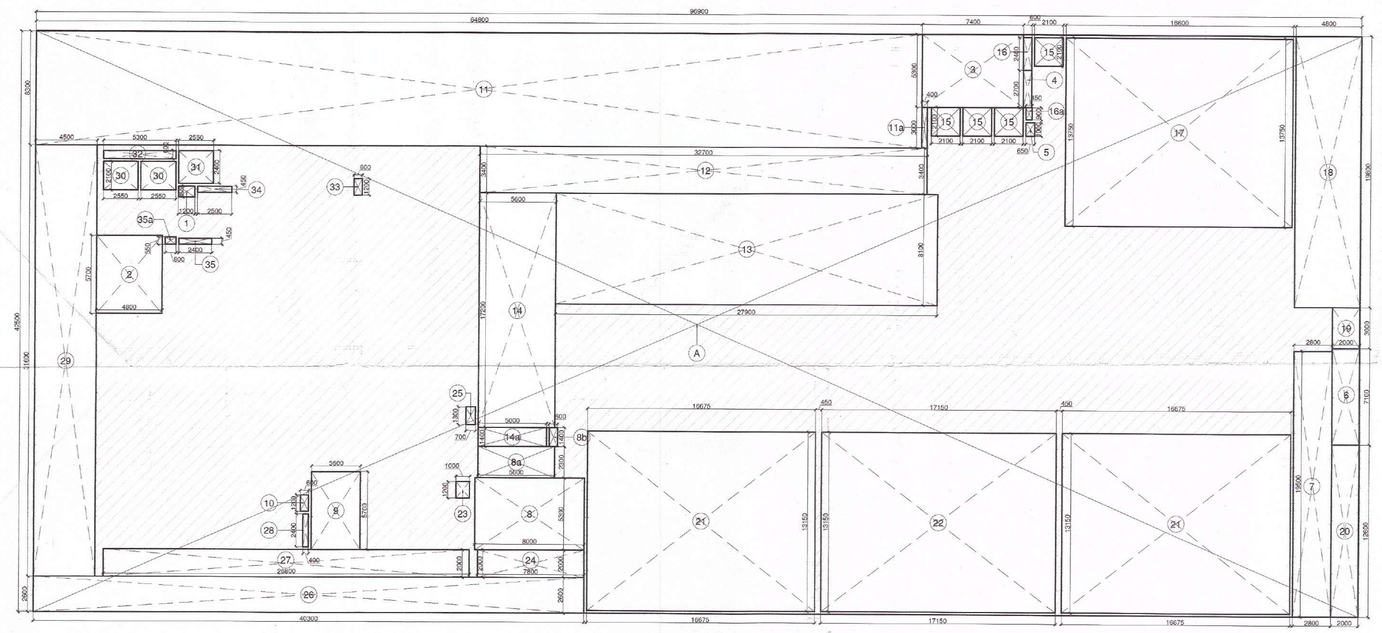

2 Tower C (Commercial Block) 5th Floor Area Calculation

Scale: 1:200

DOOR - WINDOW SCHEDULE

Doors

DOOR TAG	OPENING WIDTH	OPENING HEIGHT	LEVEL (FROM F.F.) SILL	LEVEL (FROM F.F.) LINTEL
D01	2000	2400	±00	2400
D02	1500	2400	±00	2400
D03	1200	2400	±00	2400
D04	3000	2400	±00	2400
D05	900	2400	±00	2400
D06	750	2400	±00	2400
GLD	AS PER PLAN		±00	2400
FD01	2000	2100	±00	2100
FD02	1500	2100	±00	2100
FD03	1200	2100	±00	2100
FD04	3000	2100	±00	2400

Windows

GLW	AS PER PLAN		Full Height	
W01	1200	1200	1200	2400
W02	1200	2400	1200 (sill@lintel)	2400 (sill@lintel)
V01	3500	600	2400	3000
V02	3500	600	2400	3000

PLUMBING LEGEND :-

	100ø CI SOIL PIPE
	100ø CI WASTE PIPE
	100ø CI WASTE PIPE FOR KITCHEN
	100ø DRAIN PIPE FOR SWIMMING POOL
	75ø CI ARP
	110ø UPVC RWP FOR TERRACE
	110ø UPVC RWP FOR BALCONY
	COLD WATER SUPPLY DROP
	COLD WATER SUPPLY DROP FOR KITCHEN/
	COLD WATER SUPPLY DROP FOR TOP THREE FLOORS
	COLD WATER SUPPLY DROP FOR KITCHEN/ TOP THREE FLOORS
	FLUSHING WATER SUPPLY DROP
	FLUSHING WATER SUPPLY DROP FOR TOP THREE FLOORS
	COLD WATER SUPPLY RISER FOR GHT
	FLUSHING WATER SUPPLY RISER FOR GHT
	WATER HEATER (CAPACITY=25/15 LTRS)
	FLOOR TRAP (150x150)(H)
	FLOOR DRAIN (150x150)(H)
	BALL VALVE

5TH TO 9TH FLOOR SANITARY REQUIREMENT CALCULATION

OFFICE AREA	581.440
OCCUPANCY = FLOOR AREA / 10	58.14
TOTAL PERSON(ROUNDING OFF)	59
MEN @ 60% =	35
WOMEN @ 40% =	24

GENTS

	W.C.	W.B.	URINALS
REQUIREMENT AS PER NBC	1 per 25	1 per 25	1 per 25
	2 Nos.	2 Nos.	2 Nos.
PROPOSED	2 Nos.	2 Nos.	3 Nos.

LADIES

	W.C.	W.B.
REQUIREMENT AS PER NBC	1 per 15	1 per 25
	2 Nos.	1 Nos.
PROPOSED	2 Nos.	2 Nos.

HANDICAP

	W.C.	W.B.	URINALS
PROPOSED	1 Nos.	1 Nos.	N.A.

Sign & Stamp

ARCHITECT(HQ) B.T.P. Member Secretary B.P.C — S.T.A.(G) B.P.C Member — C.T.P. (HQ) B.P.C Chairman

This is a " PROVISIONAL APPROVED BUILDING PLAN " only for purpose of inviting objection from the general public.

JD PR ATP

Architect (HQ) Directorate of Town and Country Planning Haryana, Chandigarh.

Deputy Director (T) O/o Director Fire Service Haryana

KEY PLAN

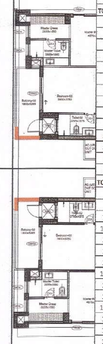

Tower C (Commercial Block) 5th Floor FAR Area Calculation

TYPE	QUANTITY	SHAPE	FORMULA	DETAIL		CALCULATION EACH AREA IN SQ.M.
OUTLINE AREA						
A	1	RECTANGLE	L x B	96.800	42.500	4118.250
TOTAL OUTLINE AREA						4118.250
NON FAR AREA						
1	1	RECTANGLE	L x B	1.200	0.800	0.960
2	1	RECTANGLE	L x B	4.800	5.700	27.360
3	1	RECTANGLE	L x B	7.400	5.300	39.220
4	1	RECTANGLE	L x B	0.500	2.700	1.350
5	1	RECTANGLE	L x B	0.650	1.000	0.650
6	1	RECTANGLE	L x B	2.000	7.100	14.200
7	1	RECTANGLE	L x B	2.800	19.500	54.600
8	1	RECTANGLE	L x B	8.000	5.300	42.400
8a	1	RECTANGLE	L x B	5.600	2.300	12.880
8b	1	RECTANGLE	L x B	1.400	0.600	0.840
9	1	RECTANGLE	L x B	3.600	5.700	20.520
10	1	RECTANGLE	L x B	0.600	1.200	0.720
TOTAL NON FAR AREA						215.970
CUTOUT'S AREA (NON FAR)						
11	1	RECTANGLE	L x B	64.800	8.300	537.840
11a	1	RECTANGLE	L x B	0.400	3.000	1.200
12	1	RECTANGLE	L x B	32.700	3.400	111.180
13	1	RECTANGLE	L x B	27.500	8.100	222.750
14	1	RECTANGLE	L x B	5.500	17.200	99.320
14a	1	RECTANGLE	L x B	5.000	1.400	7.000
15	4	RECTANGLE	L x B	2.100	2.100	17.640
16	1	RECTANGLE	L x B	0.900	2.400	1.440
16a	1	RECTANGLE	L x B	0.450	0.900	0.405
17	1	RECTANGLE	L x B	16.600	13.750	228.250
18	1	RECTANGLE	L x B	4.800	19.800	95.040
19	1	RECTANGLE	L x B	2.000	3.000	6.000
20	1	RECTANGLE	L x B	2.000	12.600	25.200
21	2	RECTANGLE	L x B	16.675	13.150	438.553
22	1	RECTANGLE	L x B	17.150	13.150	225.523
23	1	RECTANGLE	L x B	1.000	1.200	1.200
24	1	RECTANGLE	L x B	7.800	2.000	15.600
25	1	RECTANGLE	L x B	1.300	0.700	0.910
26	1	RECTANGLE	L x B	40.300	2.600	104.780
27	1	RECTANGLE	L x B	26.800	2.000	53.600
28	1	RECTANGLE	L x B	0.400	2.400	0.960
29	1	RECTANGLE	L x B	4.500	31.600	142.200
30	2	RECTANGLE	L x B	2.550	2.100	10.710
31	1	RECTANGLE	L x B	2.550	2.400	6.120
32	1	RECTANGLE	L x B	5.300	0.600	3.180
33	1	RECTANGLE	L x B	1.200	0.600	0.720
34	1	RECTANGLE	L x B	2.500	0.450	1.125
35	1	RECTANGLE	L x B	2.400	0.450	1.080
35a	1	RECTANGLE	L x B	0.800	0.550	0.440
TOTAL CUTOUT'S AREA						2360.205
TOTAL BUILT UP AREA = TOTAL OUTLINE AREA - TOTAL CUTOUT'S AREA						1758.045
FAR AREA = TOTAL OUTLINE AREA - (TOTAL NON FAR AREA+TOTAL CUTOUT'S AREA)						1542.075

NOTE : Commercial Block to be Air Conditioned / Ventilated as per NBC 2016 Standards.

PROJECT NAME & ADDRESS

APPROVAL OF REVISED BUILDING PLANS OF RESIDENTIAL GROUP HOUSING COLONY UNDER TRANSIT ORIENTED DEVELOPMENT (TOD) POLICY FOR MIX LAND USE COLONY (70% RESIDENTIAL+30%COMMERCIAL) MEASURING 4.85 ACRES (LICENSE No. 110 OF 2013 DATED 27.12.2013) IN SECTOR - 28, GURUGRAM MANESAR URBAN COMPLEX BEING DEVELOPED BY SILVERGLADES INFRASTRUCTURE Pvt. Ltd.

CLIENT NAME & ADDRESS

GROUP SILVERGLADES
5th FLOOR, TIME SQUARE BUILDING, B-BLOCK,
SUSHANT LOK, PHASE-1, GURUGRAM - 122002,
HARYANA, INDIA

ARCHITECT'S SIGN & STAMP

ANAND SHARMA
B. Arch (Hons), M.C.A
C/ASF/18738/ AIIA/A- 2798

CLIENT'S SIGN & STAMP

Silverglades Infrastructure Private Limited New Delhi

DRAWING TITLE

Tower C (Commercial Block)
5th Floor Plan and Area Calculation

Checked by ..... Signature of Sr. Town Planner in charge
Recommended by ..... Sr. Town Planner ..... Dt. 4/12/2019
Approved by ..... Director Town & Country Planning Haryana, Chandigarh

SCALE	DRAWING NO.	NORTH
1:200 ON A1	040	
DATE 01-12-2019		