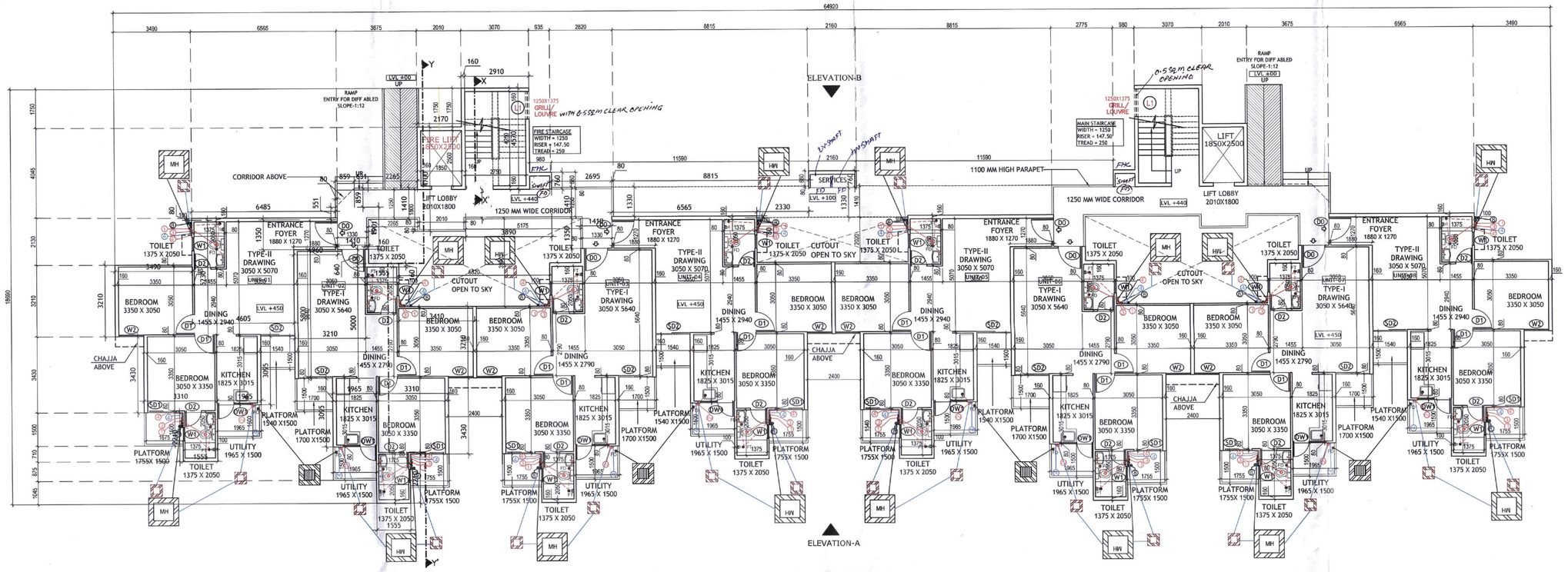

GROUND FLOOR PLAN

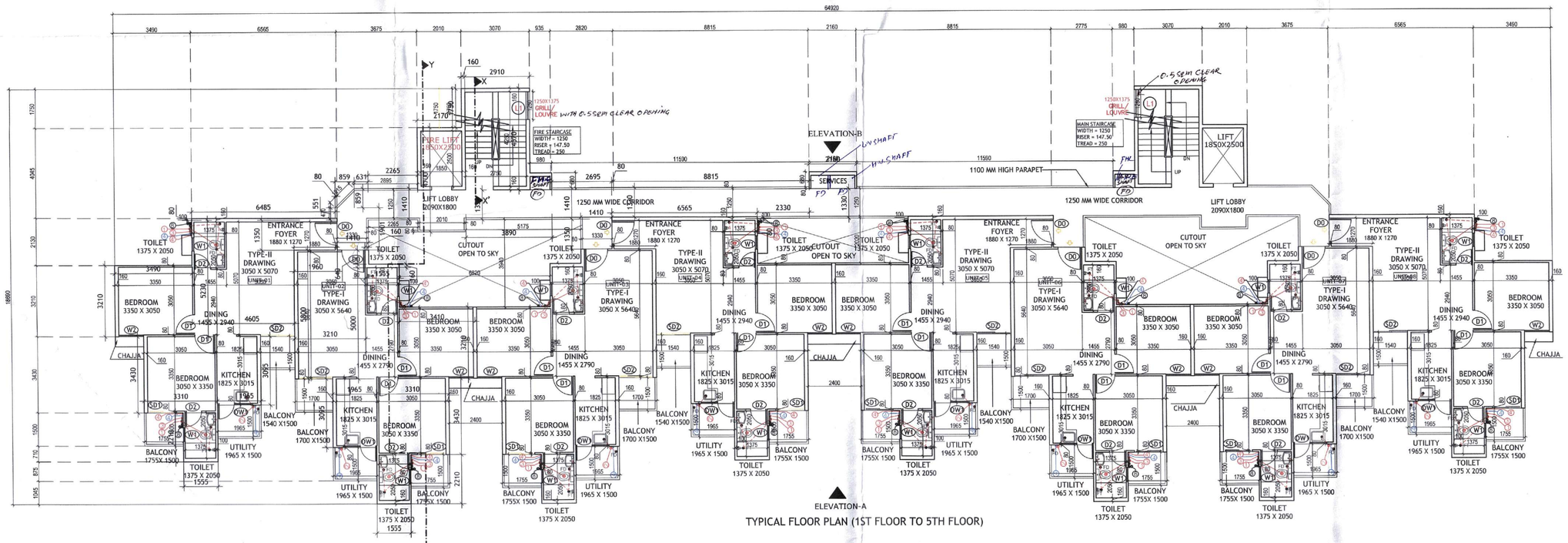

TYPICAL FLOOR PLAN (1ST FLOOR TO 5TH FLOOR)

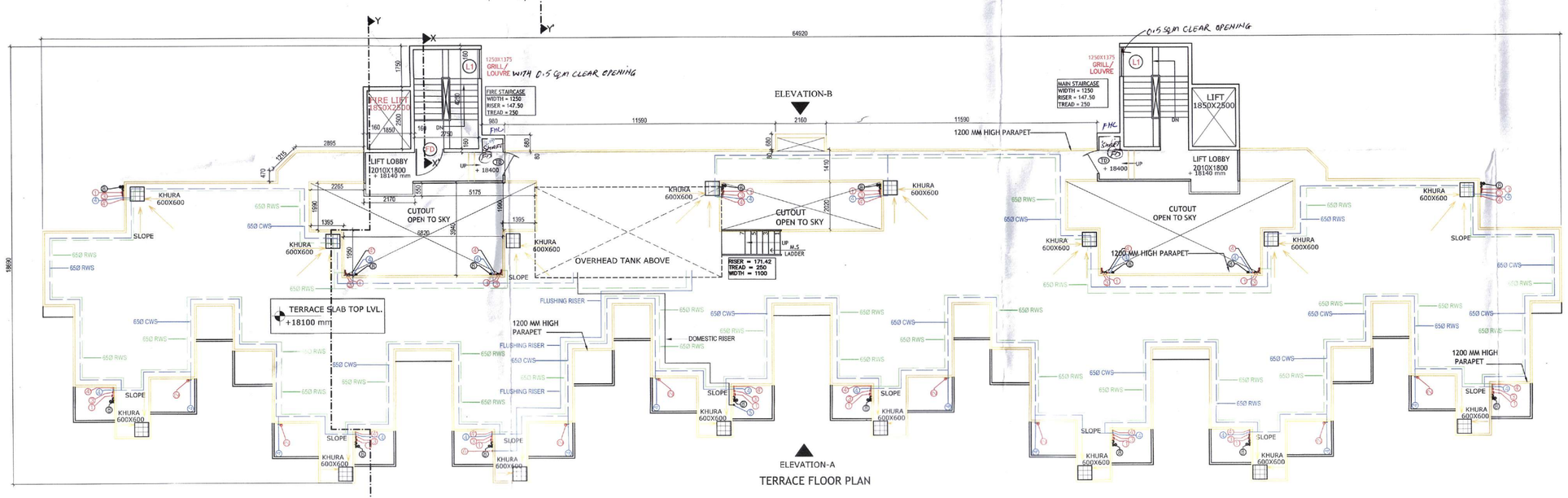

TERRACE FLOOR PLAN

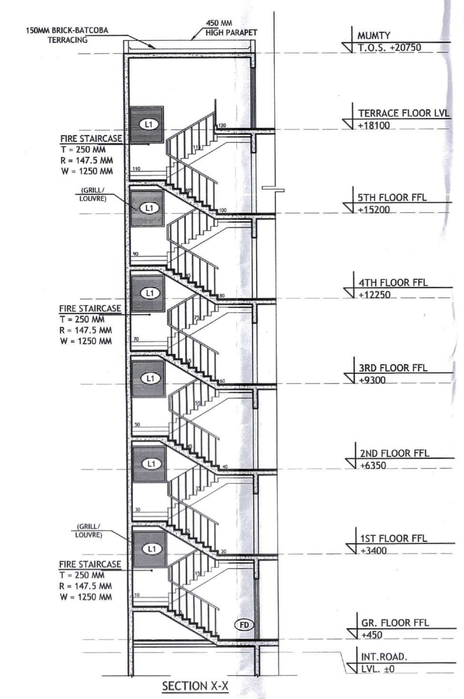

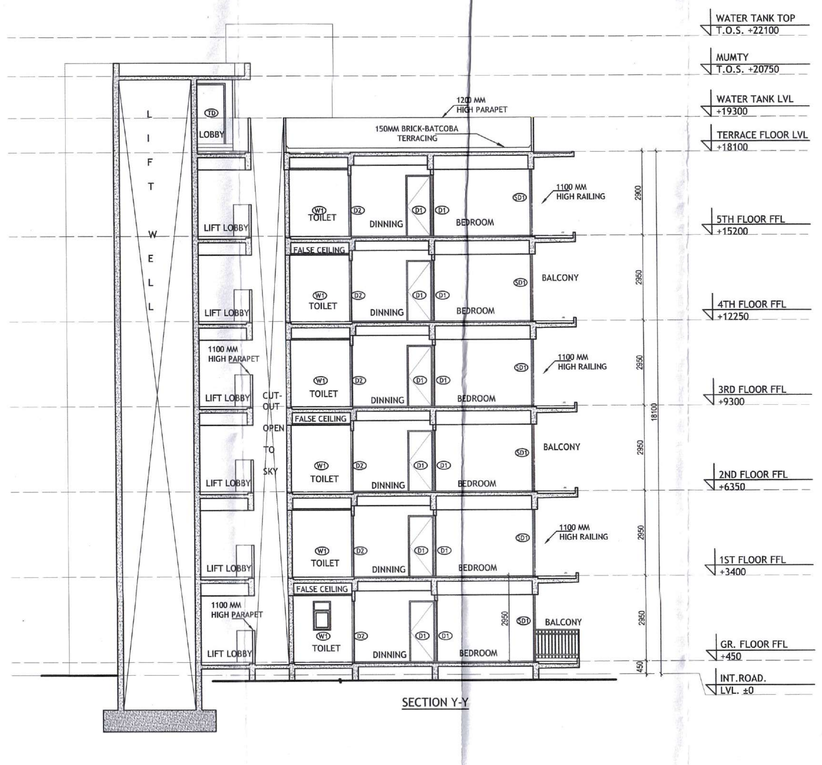

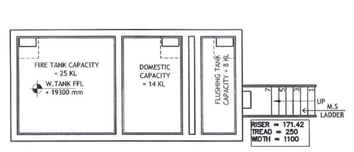

WATER TANK FLOOR PLAN

NOTE:- OVERFLOW OF FIRE TANK TO DOMESTIC TANK

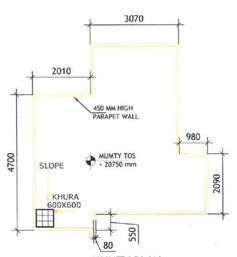

MUMTY PLAN
FIRE STAIRCASE

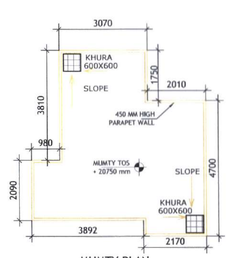

MUMTY PLAN
MAIN STAIRCASE

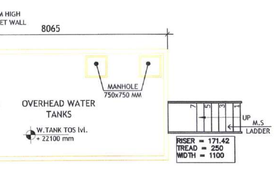

WATER TANK ROOF PLAN

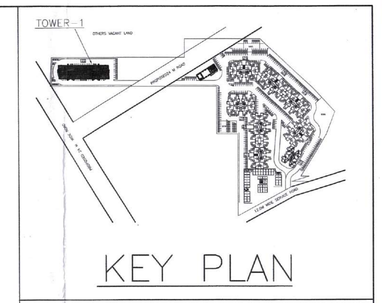

KEY PLAN

SUBMISSION DRAWING

CLIENT

M/S. SIGNATURE GLOBAL (INDIA) PRIVATE LIMITED
Signature Global, 1308 Dr. Gopal Das Building 28
Barakhamba Road C.P. New Delhi

PROJECT TITLE

PROPOSED BUILDING PLAN OF AFFORDABLE GROUP HOUSING COLONY FOR AN AREA MEASURING 7.325 ACRES (LICENCE OF NO 21 OF 2020, DATED13/08/2020) IN SECTOR-95, GURUGRAM MANESAR URBAN COMPLEX BEING DEVELOPED BY SH. SANDEEP YADAV S/o SH. B.S. YADAV AND OTHERS IN COLLABORATION WITH STERNAL BUILDCON PVT. LTD.

ARCHITECT (H.T.) S.T.P. (E) Member Secretary B.P.C.
S.T.P. (E) Member B.P.C.
C.T.P. (N) Chairman B.P.C.

Ram Avtar Bassi
AD(HQ)

Checked and found ok for Public Health (Internal) Services
Superintending Engineer (HQ)

MEP Consultant:
cespl Consummate Engineering Services Pvt. Ltd.
B - 67, Sector 67, Noida, Uttar Pradesh - 201301
Tel : +91- 0120 - 2303500
E-mail: mail@cespl.in

Structure Consultant:
NNC DESIGN INTERNATIONAL
G-70, 2nd floor, Jaswant Plaza, Main Sarita Vihar Road, Okhla, New Delhi - 110025
Tel : +91-11-26940734/35/67 Fax: +91-11-26940738
E-mail: nnc_consultants@hotmail.com

R.K.& ASSOCIATES
Architects, Engineers & Planners
E-31, GREEN PARK MAIN, NEW DELHI - 110016, INDIA
Tel : 26 56 - 3 15 8, 26 51 - 87 51, 26 56 - 7 3 5 7
Fax: (011) 2686-2540 E-mail : rka.architects@gmail.com

ARCHITECT'S SIGNATURE

OWNER'S SIGNATURE

PIPE LEGEND	
1	110Ø OD uPVC SP STACK
2	110Ø OD uPVC WP STACK
3	75Ø A.S.P.
4	DWS DITAKE
5	FWS DITAKE
6	DWS RISER
7	FLUSHING RISER
8	110Ø OD uPVC R.W.P.
9	75Ø uPVC DRAIN PIPE(BALCONY)

SYMBOL	DESCRIPTION
	SOIL PIPE
	WASTE PIPE
FT	FLOOR TRAP
	CUTOUT
FD	FLOOR DRAIN
	CWS PIPE
	FWS PIPE
	CONTROL VALVE
	FIRE PIPE

DOOR WINDOW SCHEDULE FOR TOWER-1

TYPE	SIZE	CILL	LINTEL	DESCRIPTION
FD	1200X2100	-	2100	FIRE STAIRCASE - TWO HOUR FIRE RATED
D0	1000X2100	-	2100	ENTRANCE - ONE HOUR FIRE RATED
D1	1000X2100	-	2100	BEDROOMS
D2	750X2100	-	2100	TOILET
DW1	1505X2300	1100	2300	KITCHEN BALCONY
SD1	1295X2300	-	2300	BALCONY
SD2	1540X2300	-	2300	BALCONY
W1	600X1000	1100	2100	TOILET (EXHAUST FAN)
W2	1120X2000	300	2300	BEDROOM
L1	1000X1300	1000	2300	STAIRCASE - (GRILL/ LOUVRE)
TD	1000X2100	-	2100	TERRACE LOBBY

DRAWING TITLE (SUBMISSION DRAWING)

TOWER T-1
2BHK (G+5)
PLANS & SECTIONS

DRG. NO. 04

SCALE - 1:100 @A0 DATE - AUG. 2020