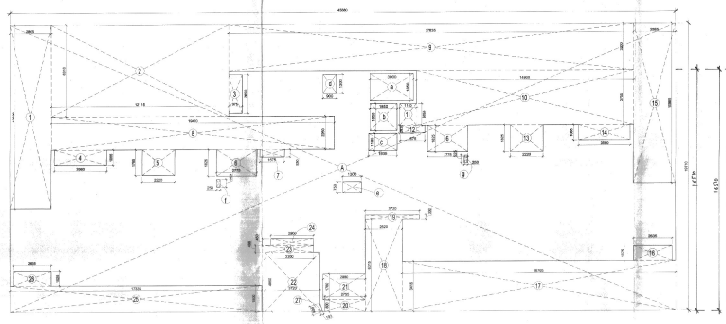

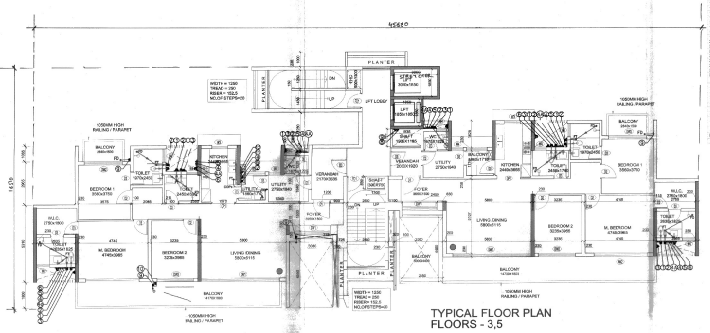

TYPICAL FLOOR PLAN
FLOORS - 3,5

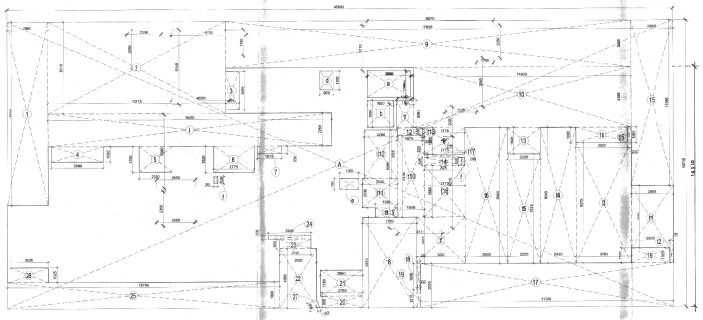

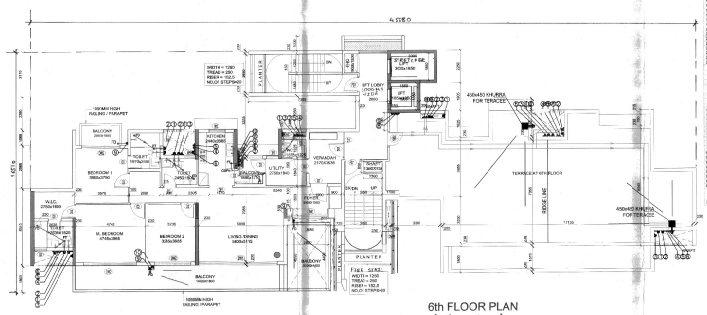

6th FLOOR PLAN
(LVL + 21,175)

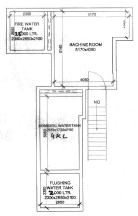

MACHINE ROOM FLOOR LVL PLAN
(LVL + 27,225)

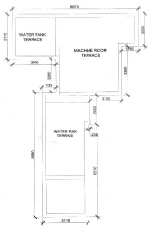

MACHINE ROOM AND O.H.T TERRACE PLAN
(LVL - 30,125)

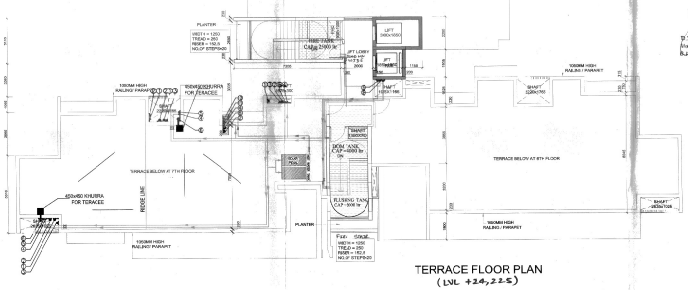

TERRACE FLOOR PLAN
(LVL +24,225)

AREA CALCULATION OF TYPICAL FLOOR

A	48.48	X	10.71	X	=	519.353 SQM
DEDUCTIONS						
1	12.00	X	3.660	X	=	39.312
2	6.010	X	11.110	X	=	66.846
3	6.010	X	3.660	X	=	21.992
4	1.845	X	1.840	X	=	3.791
5	1.155	X	1.225	X	=	1.415
6	1.155	X	1.225	X	=	1.415
7	1.030	X	1.875	X	=	1.931
8	2.290	X	14.425	X	=	33.022
9	2.290	X	14.425	X	=	33.022
10	3.730	X	11.600	X	=	43.268
11	1.505	X	1.155	X	=	1.738
12	1.505	X	1.155	X	=	1.738
13	1.505	X	1.225	X	=	1.843
14	1.845	X	1.840	X	=	3.791
15	1.845	X	1.840	X	=	3.791
16	3.415	X	1.850	X	=	6.317
17	3.415	X	11.100	X	=	38.065
18	3.415	X	11.100	X	=	38.065
19	0.990	X	1.730	X	=	1.713
20	0.990	X	1.030	X	=	1.019
21	0.990	X	1.030	X	=	1.019
22	0.990	X	1.030	X	=	1.019
23	0.990	X	1.300	X	=	1.287
24	0.990	X	1.300	X	=	1.287
25	1.845	X	1.840	X	=	3.391
26	1.845	X	1.840	X	=	3.391
27	1.000	X	11.000	X	=	11.000
28	0.500	X	0.500	X	=	0.250
				TOTAL	=	439.066 SQM
DEDUCTIONS						
1	1.845	X	1	X	=	1.845
2	1.845	X	1	X	=	1.845
3	1.155	X	1.225	X	=	1.415
4	1.155	X	1.225	X	=	1.415
5	1.030	X	1.875	X	=	1.931
6	0.990	X	1.030	X	=	1.019
7	0.990	X	1.030	X	=	1.019
8	0.990	X	1.300	X	=	1.287
9	0.990	X	1.300	X	=	1.287
10	1.845	X	1.840	X	=	3.391
11	1.845	X	1.840	X	=	3.391
12	1.000	X	11.000	X	=	11.000
13	0.500	X	0.500	X	=	0.250
				TOTAL	=	33.026 SQM

F.A.R OF TYPICAL FLOOR = 900.353-439.066-33.026 =428.261 SQM

AREA CALCULATION OF TYPICAL FLOOR

A	48.48	X	10.71	X	=	519.353 SQM
DEDUCTIONS						
1	12.00	X	3.660	X	=	39.312
2	6.010	X	11.110	X	=	66.846
3	6.010	X	3.660	X	=	21.992
4	1.845	X	1.840	X	=	3.391
5	1.155	X	1.225	X	=	1.415
6	1.155	X	1.225	X	=	1.415
7	1.030	X	1.875	X	=	1.931
8	2.290	X	14.425	X	=	33.022
9	2.290	X	14.425	X	=	33.022
10	3.730	X	11.600	X	=	43.268
11	1.505	X	1.155	X	=	1.738
12	1.505	X	1.155	X	=	1.738
13	1.505	X	1.225	X	=	1.843
14	1.845	X	1.840	X	=	3.391
15	1.845	X	1.840	X	=	3.391
16	3.415	X	1.850	X	=	6.317
17	3.415	X	11.100	X	=	38.065
18	3.415	X	11.100	X	=	38.065
19	0.990	X	1.730	X	=	1.713
20	0.990	X	1.030	X	=	1.019
21	0.990	X	1.030	X	=	1.019
22	0.990	X	1.030	X	=	1.019
23	0.990	X	1.300	X	=	1.287
24	0.990	X	1.300	X	=	1.287
25	1.845	X	1.840	X	=	3.391
26	1.845	X	1.840	X	=	3.391
27	1.000	X	11.000	X	=	11.000
28	0.500	X	0.500	X	=	0.250
				TOTAL	=	439.066 SQM
DEDUCTIONS						
1	1.845	X	1	X	=	1.845
2	1.845	X	1	X	=	1.845
3	1.155	X	1.225	X	=	1.415
4	1.155	X	1.225	X	=	1.415
5	1.030	X	1.875	X	=	1.931
6	0.990	X	1.030	X	=	1.019
7	0.990	X	1.030	X	=	1.019
8	0.990	X	1.300	X	=	1.287
9	0.990	X	1.300	X	=	1.287
10	1.845	X	1.840	X	=	3.391
11	1.845	X	1.840	X	=	3.391
12	1.000	X	11.000	X	=	11.000
13	0.500	X	0.500	X	=	0.250
				TOTAL	=	33.026 SQM

F.A.R OF TYPICAL FLOOR = 900.353-439.066-33.026 =428.261 SQM

SCHEDULE OF OPENINGS

S.NO.	NAME TYPE	WIDTH	HEIGHT	CILL	LINTEL LVL	REMARKS
1.	DR1	2480	2400	+00	+2400	
2.	DR2	2780	2400	+00	+2400	
1.	D1	1100	2250	+00	+2250	
2.	D2	1000	2250	+00	+2250	
3.	D3	800	2250	+00	+2250	
4.	D4	800	2400	+00	+2400	
5.	PD1	1200	2250	+00	+2250	
6.	DP1	1570	2250	+00	+2250	
1.	W1	1400	2400	+00	+2400	
2.	W2	2900	2400	+00	+2400	
3.	W3	--	--	--	--	
4.	W4	800	1200	1200	+2400	

PLUMBING LEGEND:

S.NO.	SYMBOL	DESCRIPTION
1	(1)	110 CO SOIL & VENT PIPE
2	(2)	110 CO WASTE & VENT PPE (TOILET)
3	(3)	90 DE ANTISYPHONAGE PIPE
4	(4)	COLD WATER SUPPLY
5	(5)	FLUSHING WATER SUPPLY
6	(6)	160 CO RAIN WATER PIPE (TERRACE)
7	(7)	DOMESTIC WATER SUPPLY RISER
8	(8)	FLUSHING WATER SUPPLY RISER
9	(9)	110 CO RAIN WATER PIPE (BALCONY)
10	FD	FLOOR DRA N OF BALCONY
11	(11)	AC UNIT DRAIN OF BALCONY
12	(11)	HOT WATER
13	(12)	HOT WATER RETURN
14	(12) COP	CLEAN OUT PLUG

PROJECT :- Proposed Residential Plan For GROUP HOUSING SCHEME MEASURING 10.175 ACRES (LICENCE NO. 105 OF 2011 DATED 11.12.2011), 5.875 ACRES (LICENCE NO. 85 OF 2012 DATED 26.9.2012) AND 1.9375 ACRES (LICENCE NO. 86 OF 2012 DATED 29.9.2012).
TOTAL 21.04375 ACRES IN SECTOR-112 & 113, GURGAON MANESAR URBAN COMPLEX BEING DEVELOPED BY C.S.N. ESTATES PVT.LTD., SH. NAVEEN S/o SH. S.P. GUPTA, A.N. BUILDWELL PVT. LTD., AND OTHERS.

DRG TITLE :-
BUILDING F
TYPICAL FLOOR PLAN & TERRACE PLANS

REVISION	JOB NO :-	DRG NO :-	NORTH :-
		BF-101	
	SCALE :- 1:100	DATE :- 25-FEB-13	
FILE :-	DEALT BY :-	CHECKED BY :-	APPROVED BY :-
		JD	ATP

SIGNATURE & SEAL OF ARCHITECT :-

SIGNATURE & SEAL OF OWNER :-