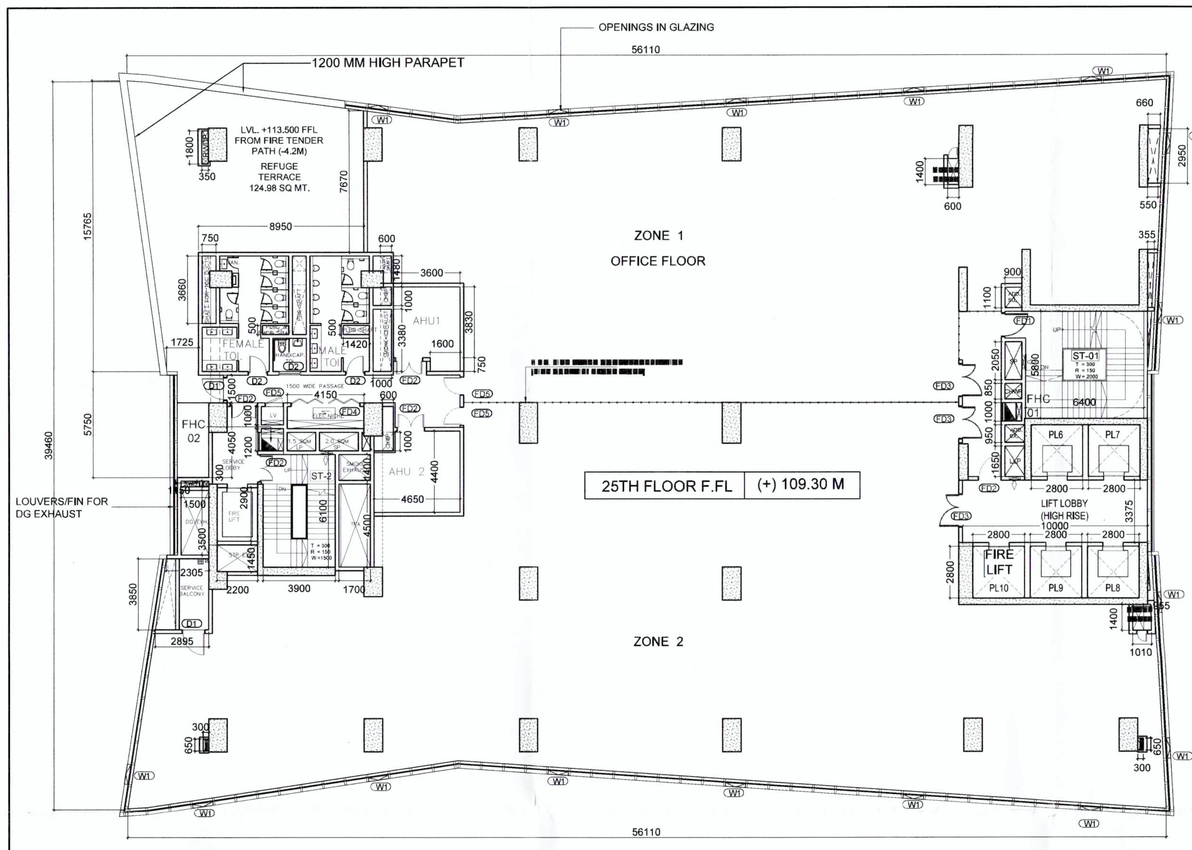

1 LVL 25TH OFFICE FLOOR
SCALE 1:150

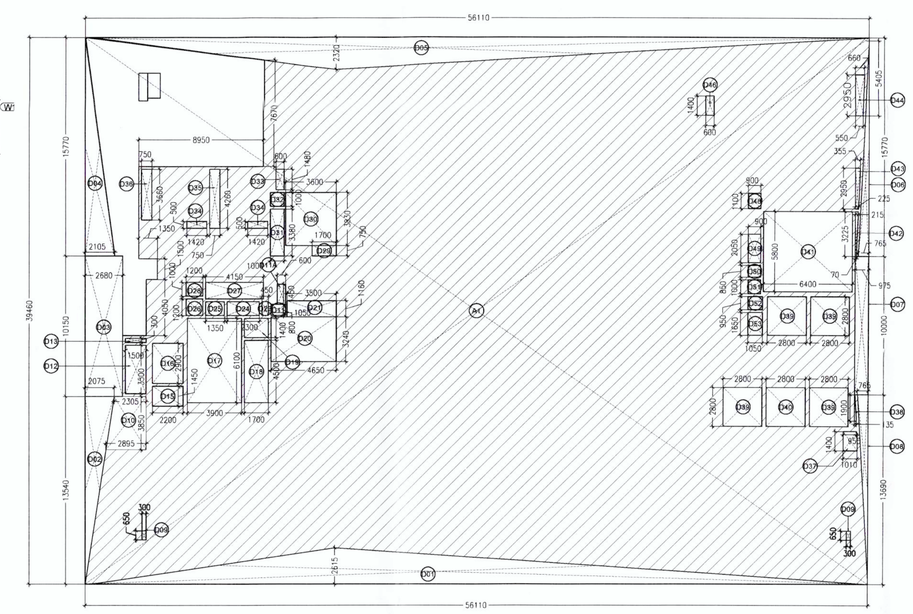

2 FAR AREA DIAGRAM ADDITION
SCALE 1:200

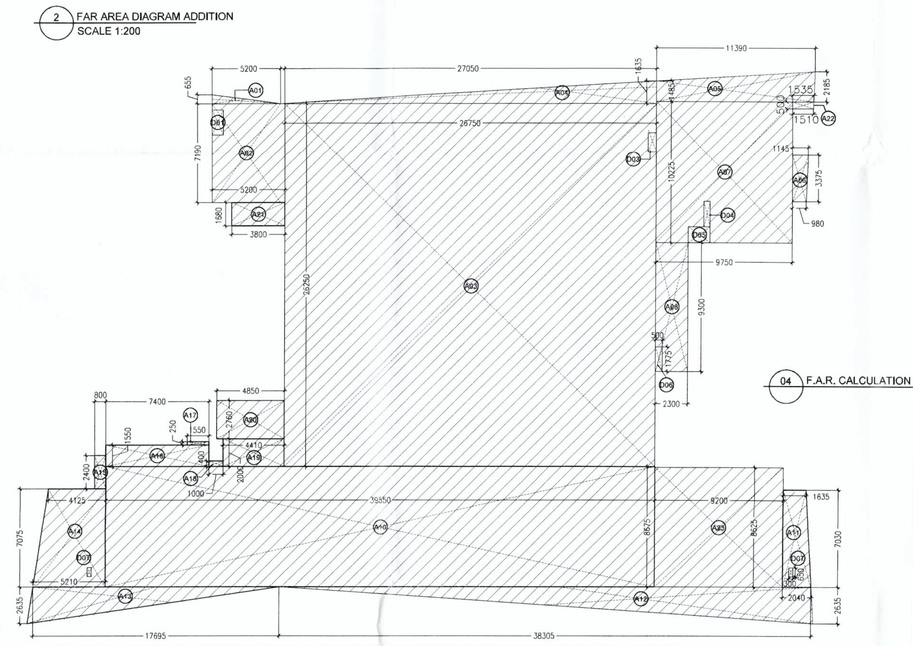

3 CARPET AREA DIAGRAM
SCALE 1:200

25th FLOOR OFFICE FAR AREA CALCULATION

25th FLOOR OFFICE AREA = TOTAL ADDITION AREA - TOTAL DEDUCTION AREA

S.NO.	DESCRIPTION	QUANTITY	LENGTH A (M)	LENGTH B (M)	WIDTH/HT (M)	FORMULA	AREA (SQ.M.)
1	A1	1		56.110	39.460	Area Rectangle= L X B	2214.101
A	TOTAL AREA			ADDITION			2214.101

S.NO.	DESCRIPTION	QUANTITY	LENGTH A (M)	LENGTH B (M)	WIDTH/HT (M)	FORMULA	AREA (SQ.M.)
1	D01	1		56.110	2.615	Area Triangle= 1/2 X (Length X Width)	73.364
2	D02	1		13.540	2.075	Area Triangle= 1/2 X (Length X Width)	14.048
3	D03	1		10.150	2.680	Area Rectangle= L X B	27.202
4	D04	1		15.770	2.105	Area Triangle= 1/2 X (Length X Width)	16.598
5	D05	1		56.110	2.320	Area Triangle= 1/2 X (Length X Width)	65.088
6	D06	1		15.770	0.765	Area Triangle= 1/2 X (Length X Width)	6.032
7	D07	1		10.000	0.975	Area Rectangle= L X B	9.750
8	D08	1		13.690	0.765	Area Triangle= 1/2 X (Length X Width)	5.236
9	D09	2		0.300	0.650	Area Rectangle= L X B	0.390
10	D10	1	2.305	2.895	3.850	Area Trapezium= (Sum of parallel side) X H/2	10.010
11	D11	1		1.050	0.800	Area Rectangle= L X B	0.840
12	D11A	1		0.600	1.450	Area Rectangle= L X B	0.870
13	D12	1		1.500	3.500	Area Rectangle= L X B	5.250
14	D13	1		1.500	0.300	Area Rectangle= L X B	0.450
15	D15	1		2.200	1.450	Area Rectangle= L X B	3.190
16	D16	1		2.200	2.900	Area Rectangle= L X B	6.380
17	D17	1		3.900	6.100	Area Rectangle= L X B	23.790
18	D18	1		1.700	4.500	Area Rectangle= L X B	7.650
19	D19	1		1.700	1.400	Area Rectangle= L X B	2.380
20	D20	1		3.500	1.160	Area Rectangle= L X B	4.060
21	D21	1		3.240	4.650	Area Rectangle= L X B	15.066
23	D23	1		0.450	1.000	Area Rectangle= L X B	0.450
24	D24	1		2.300	1.000	Area Rectangle= L X B	2.300
25	D25	1		1.350	1.000	Area Rectangle= L X B	1.350
26	D26	1		1.200	1.200	Area Rectangle= L X B	1.440
27	D27	1		4.150	1.200	Area Rectangle= L X B	4.980
28	D28	1		1.200	1.000	Area Rectangle= L X B	1.200
29	D29	1		1.700	0.750	Area Rectangle= L X B	1.275
30	D30	1		3.600	3.830	Area Rectangle= L X B	13.788
31	D31	1		1.000	3.380	Area Rectangle= L X B	3.690
32	D32	1		1.000	1.000	Area Rectangle= L X B	1.000
33	D33	1		0.600	1.480	Area Rectangle= L X B	0.888
34	D34	2		1.420	0.500	Area Rectangle= L X B	1.420
35	D35	1		0.750	4.260	Area Rectangle= L X B	3.195
36	D36	1		0.750	3.660	Area Rectangle= L X B	2.745
37	D37	1	1.010	0.955	1.400	Area Trapezium= (Sum of parallel side) X H/2	1.376
38	D38	1		0.135	1.900	Area Triangle= 1/2 X (Length X Width)	0.128
39	D39	4		2.800	2.800	Area Rectangle= L X B	31.360
40	D40	1		2.800	2.800	Area Rectangle= L X B	7.840
41	D41	1		6.400	5.800	Area Rectangle= L X B	37.120
42	D42	1	0.070	0.215	3.225	Area Trapezium= (Sum of parallel side) X H/2	0.460
43	D43	1	0.225	0.355	2.950	Area Trapezium= (Sum of parallel side) X H/2	0.856
44	D44	1	0.550	0.660	2.950	Area Trapezium= (Sum of parallel side) X H/2	1.785
46	D46	1		0.600	1.400	Area Rectangle= L X B	0.840
47	D48	1		0.900	1.100	Area Rectangle= L X B	0.990
48	D49	1		0.900	2.050	Area Rectangle= L X B	1.845
49	D50	1		0.900	0.850	Area Rectangle= L X B	0.765
50	D51	1		0.900	1.000	Area Rectangle= L X B	0.900
51	D52	1		1.050	0.950	Area Rectangle= L X B	0.998
52	D53	1		1.050	1.650	Area Rectangle= L X B	1.733
B	TOTAL AREA			DEDUCTION			424.358

S.NO.	DESCRIPTION	QUANTITY	LENGTH A (M)	LENGTH B (M)	WIDTH/HT (M)	FORMULA	AREA (SQ.M.)
1	R01	1	8.865	7.670	8.950	Area Trapezium= (Sum of parallel side) X H/2	73.994
2	R02	1	3.840	1.725	15.765	Area Trapezium= (Sum of parallel side) X H/2	43.866
3	R03	1		5.750	1.150	Area Rectangle= L X B	6.613
4	R04	1		1.350	1.500	Area Rectangle= L X B	2.025
5	R05	1		0.550	4.050	Area Rectangle= L X B	2.228
C	TOTAL AREA			REFUGE			128.725

D	25th FLOOR OFFICE AREA FAR						1661.017

04 F.A.R. CALCULATION

25th FLOOR CARPET AREA CALCULATION

25th FLOOR CARPET AREA = TOTAL ADDITION AREA - TOTAL DEDUCTION AREA

S.NO.	DESCRIPTION	QUANTITY	LENGTH A (M)	LENGTH B (M)	WIDTH/HT (M)	FORMULA	AREA (SQ.M.)
1	A1	1		5.200	0.655	Area Triangle= 1/2 X (Length X Width)	1.703
2	A2	1		5.200	7.190	Area Rectangle= L X B	37.388
3	A3	1		26.250	26.750	Area Rectangle= L X B	702.188
4	A4	1		1.635	27.055	Area Triangle= 1/2 X (Length X Width)	22.117
5	A5	1	1.485	2.185	11.390	Area Trapezium= (Sum of parallel side) X H/2	20.780
6	A6	1	0.980	1.145	3.375	Area Trapezium= (Sum of parallel side) X H/2	3.586
7	A7	1		9.750	10.225	Area Rectangle= L X B	99.694
8	A8	1		9.300	2.300	Area Rectangle= L X B	21.390
10	A10	1		39.550	8.675	Area Rectangle= L X B	343.096
11	A11	1	1.635	2.040	7.030	Area Trapezium= (Sum of parallel side) X H/2	12.918
12	A12	1		2.635	38.305	Area Triangle= 1/2 X (Length X Width)	50.467
13	A13	1		2.635	17.695	Area Triangle= 1/2 X (Length X Width)	23.313
14	A14	1	4.125	5.210	7.075	Area Trapezium= (Sum of parallel side) X H/3	33.023
15	A15	1		0.800	2.400	Area Rectangle= L X B	1.920
16	A16	1		7.400	1.550	Area Rectangle= L X B	11.470
17	A17	1		0.250	1.550	Area Rectangle= L X B	0.388
18	A18	1		0.400	1.000	Area Rectangle= L X B	0.400
19	A19	1		4.410	2.000	Area Rectangle= L X B	8.820
20	A20	1		2.760	4.850	Area Rectangle= L X B	13.386
21	A21	1		1.680	3.800	Area Rectangle= L X B	6.384
22	A22	1	1.535	1.510	0.500	Area Trapezium= (Sum of parallel side) X H/3	0.761
23	A23	1		9.200	8.625	Area Rectangle= L X B	79.350
A	TOTAL AREA			ADDITION			1494.541

S.NO.	DESCRIPTION	QUANTITY	LENGTH A (M)	LENGTH B (M)	WIDTH/HT (M)	FORMULA	AREA (SQ.M.)
1	D1	1		0.800	1.800	Area Rectangle= L X B	1.440
2	D3	1		0.600	1.400	Area Rectangle= L X B	0.840
3	D4	1		0.450	1.850	Area Rectangle= L X B	0.833
4	D5	1		1.150	1.550	Area Rectangle= L X B	1.783
5	D6	1		0.500	1.775	Area Rectangle= L X B	0.888
6	D7	2		0.300	0.650	Area Rectangle= L X B	0.390
B	TOTAL AREA			DEDUCTION			6.173
C	25th FLOOR CARPET AREA						1488.368

05 CARPET AREA CALCULATION

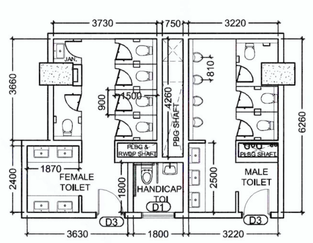

07 TYPICAL TOILET DETAIL
SCALE 1:100

DOOR & WINDOW SCHEDULE

S.NO.	TYPE	WIDTH (MM)	HEIGHT (MM)	CILL(MM)	LINTEL(MM)	
1.	FD1	1250	2400	-	2400	FIRE DOOR
2	FD2	1500	2400	-	2400	FIRE DOOR
3.	FD3	1800	2400	-	2400	FIRE DOOR
4.	FD4	4200	2250	-	2250	FIRE DOOR
5.	FD5	1000	2250	-	2400	FIRE DOOR
6.	D1	1250	2400	-	2400	DOOR
7.	D2	1050	2400	-	2400	DOOR
8.	W1	1000	1000	1400	2400	OPENABLE WINDOW PANEL

9 DOOR WINDOW SCHEDULE

25th FLOOR OFFICE OCCUPANT CALCULATION

OFFICE BUILDINGS - UNDER NATIONAL BUILDING CODE 2016

				NOTES
OFFICE AREA		1661.017	SQ.M.	
OCCUPANT LOAD		10	SQ.M/PERSON	
TOTAL POPULATION		166	PERSONS	For Occupant load, Ref. from NBC Part4, Fire & Life Safety, Table 03
MALE	60%	100		
FEMALE	40%	66		

25th FLOOR OFFICE TOILET CALCULATION

	REQUIRED		PROPOSED		NOTES
	MALE	FEMALE	MALE	FEMALE	
WC	4	4	4	5	For Toilet Requirements Ref. from NBC Part 9 , Plumbing, Services., Section 2, Table 1
WB	4	3	4	4	
UR	4	NA	4	NA	

HANDICAPED TOILET'S WC & WB ARE COUNTED IN MALE TOILET CALCULATION

08 TOILET CALCULATION

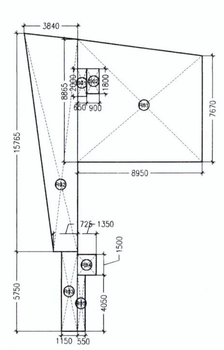

05 REFUGE AREA DIAGRAM
SCALE- 1:150

REFUGE AREA CALCULATION AT 25th FLOOR (REQUIREMENT)

DESCRIPTION			AREA (SQ.M.)	
AREA ON 25TH FLOOR			2037.2	
AREA ON 26TH FLOOR			2037.2	
TOTAL			4074.4	
OCCUPANCY LOAD 1 PERS.@10SQ.M =		[(GROSS AREA CURRENT FLOOR+GROSS AREA IMMEDIATE UPPER FLOOR)/10]	407.44	
REFUGE AREA REQUIRED @0.3 SQ.M. PER PERSON=0.9 SQ.M PER 200. =			124.032	

REFUGE AREA CALCULATION (PROVIDED)

DESCRIPTION	QUANTITY	LENGTH A (M)	LENGTH B (M)	WIDTH/HT (M)	FORMULA	AREA (SQ.M.)	
R01	1	8.865	7.670	8.950	Area Trapezium= (Sum of parallel side) X H/2	73.994	FOR REFUGE AREA REF. FROM NBC 2016,PART 4, SECTION 6.4.2.2
R02	1	3.840	1.725	15.765	Area Trapezium= (Sum of parallel side) X H/2	43.050	
R03	1		5.750	1.150	Area Rectangle= L X B	6.613	
R04	1		1.350	1.500	Area Rectangle= L X B	2.025	
R05	1		0.550	4.050	Area Rectangle= L X B	2.228	
TOTAL AREA			ADDITION			127.909	
S01	1		2.000	0.650	Area Rectangle= L X B	1.300	
S02	1		1.800	0.900	Area Rectangle= L X B	1.620	
TOTAL AREA			DEDUCTION			2.920	
TOTAL REFUGE AREA PROVIDED						124.989	

06 REFUGE AREA CALCULATION

Rajesh Dutt
JD(HQ)

This is a "PROVISIONAL APPROVED BUILDING PLAN" only for purpose of objection from the general public

Architect (HQ)
Directorate of Town and Country Planning,
Haryana, Chandigarh

ARCHITECT:
DESIGN FORUM INTERNATIONAL
K-47, KAILASH COLONY, NEW DELHI
TEL : 011 - 46559600

STRUCTURE CONSULTANT:
VINTECH CONSULTANTS
C 39, PANPOSH ENCLAVE, GREATER KAILASH II, NEW DELHI, DELHI 110048
Tel :011 4314 1516

MEP CONSULTANT:
SANELAC CONSULTANTS PVT LTD
C-64/2, Okhla Industrial Area, Phase-II, New Delhi-110020
Tel : 26385310, 40503959

NOTES:
1. ALL DIMENSIONS ARE IN MM.
2. GATE AND BOUNDARY WALL SHALL BE AS PER STANDARD DESIGN.
3. SPRINKLERS WILL BE PROVIDED IN ENTIRE BUILDING INCLUDING BASEMENTS AS PER N.B.C.
4. RAIN WATER HARVESTING SYSTEM WILL BE PROVIDED AS PER APPLICABLE NORMS.
5. 100% POWER BACK UP WILL BE PROVIDED FOR LIFTS & ESSENTIAL SERVICE AREAS.
6. DISABLED RAMP @ 1:12 SLOPE WITH 900MM HIGH RAILING.
7. ALL BUILDINGS ARE MECHANICALLY VENTILATED AND FULLY AIR CONDITIONED.

PROJECT:
BUILDING PLAN OF COMMERCIAL COLONY MEASURING 4.418 ACRES (LICENCE NO. 197 OF 2008 DATED 05-12-2008) IN SECTOR 66, GURGAON MANESAR URBAN COMPLEX, BEING DEVELOPED BY M/S R. C. SOOD & CO.
C/O ADVANCE INDIA PROJECTS LIMITED,
THE MASTERPIECE, GOLF COURSE ROAD,
SECTOR 54, GURUGRAM - 122002, HARYANA, INDIA

ARCHITECT'S SIGNATURE:

Abhishek
B. Arch
CA/2004/20651

CLIENT'S SIGNATURE:

For R. C. Sood & Co. Pvt. Ltd. C/o Advance India Projects Limited

Authorised Signatory

DRAWING TITLE:
25TH FLOOR PLAN

DRAWING NO:
~~25A~~ 34.A

NORTH:

SCALE: AS MENTION

DATE: 10/02/2020