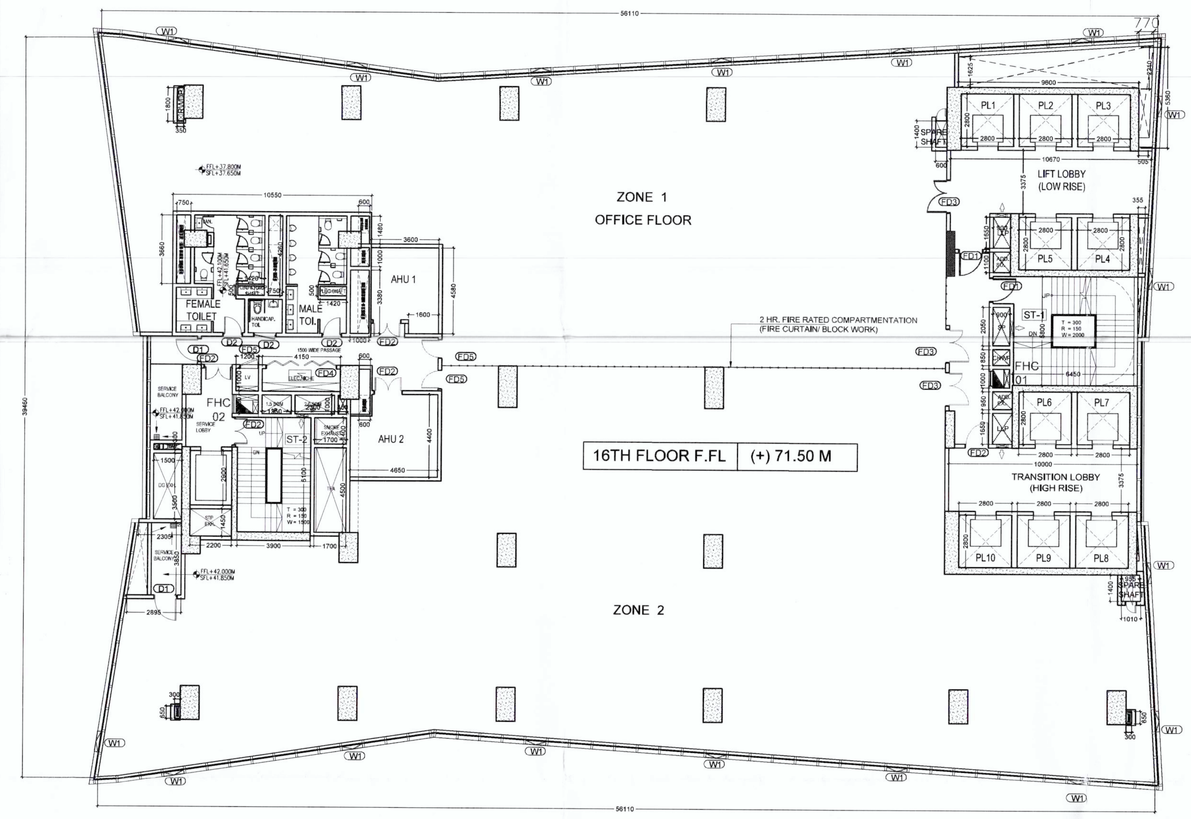

1 LVL 16TH OFFICE FLOOR
SCALE 1:150

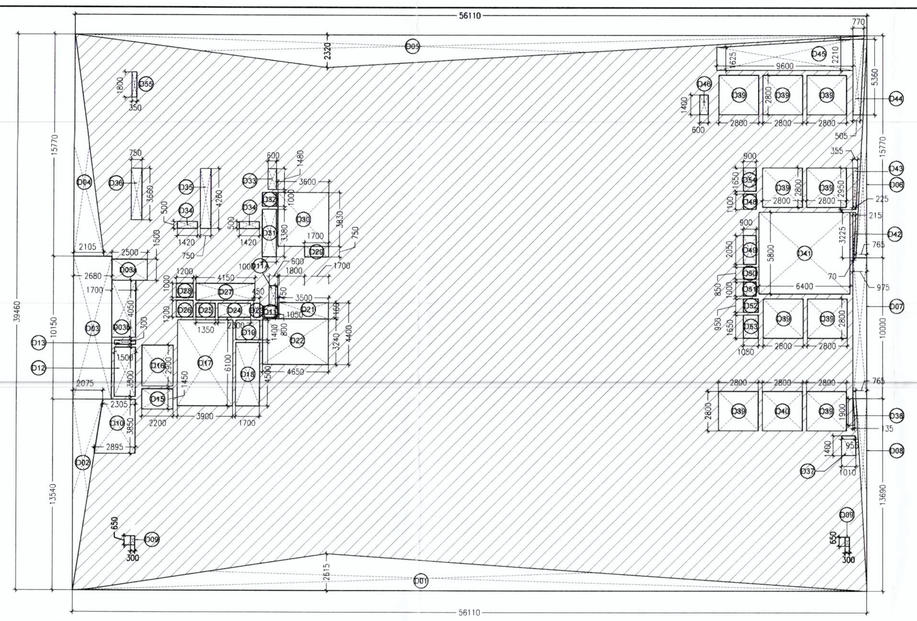

2 FAR AREA DIAGRAM
SCALE 1:200

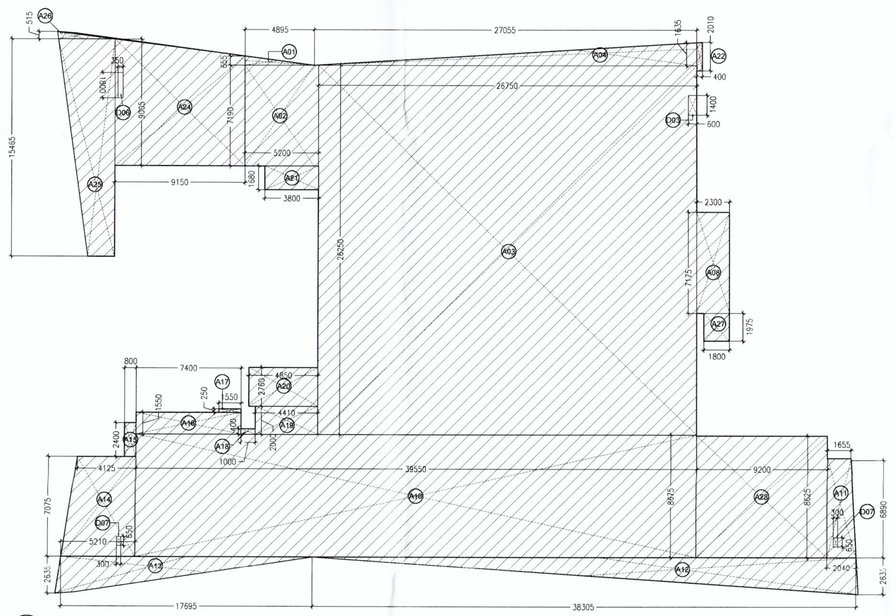

3 CARPET AREA DIAGRAM
SCALE 1:200

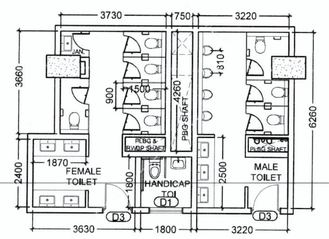

07 TYPICAL TOILET DETAIL
SCALE 1:100

DOOR & WINDOW SCHEDULE						
S.NO.	TYPE	WIDTH (MM)	HEIGHT (MM)	CILL(MM)	LINTEL(MM)	
1.	FD1	1250	2400	-	2400	FIRE DOOR
2	FD2	1500	2400	-	2400	FIRE DOOR
3.	FD3	1800	2400	-	2400	FIRE DOOR
4.	FD4	4200	2250	-	2250	FIRE DOOR
5.	FD5	1000	2250	-	2250	FIRE DOOR
6.	D1	1250	2400	-	2400	DOOR
7.	D2	1050	2400	-	2400	DOOR
8.	W1	1000	1000	1400	2400	OPENABLE WINDOW PANEL

08 DOOR WINDOW SCHEDULE

16th FLOOR OFFICE OCCUPANT CALCULATION				
OFFICE BUILDINGS - UNDER NATIONAL BULDING CODE 2016				
OFFICE AREA		1714.769	SQ.M	NOTES
OCCUPANT LOAD		10	SQ.M/PERSON	For Occupant load, Ref. from NBC Part4, Fire & Life Safety, Table 03
TOTAL POPULATION		171	PERSONS	
MALE	60%	103		
FEMALE	40%	69		

16th FLOOR OFFICE TOILET CALCULATION					
	REQUIRED		PROPOSED		NOTES
	MALE	FEMALE	MALE	FEMALE	
WC	4	5	4	5	For Toilet Requirements Ref. from NBC Part 9, Plumbing, Services, Section 2, Table 1
WB	4	3	4	4	
UR	4	NA	4	NA	
HANDICAPED TOILETS WC & WB ARE COUNTED IN MALE TOILET CALCULATION					

4 TOILET CALCULATION

16th FLOOR OFFICE FAR AREA CALCULATION							
16TH FLOOR OFFICE AREA = TOTAL ADDITION AREA - TOTAL DEDUCTION AREA							
S.NO.	DESCRIPTION	QUANTITY	LENGTH A (M)	LENGTH B (M)	WIDTH/HT (M)	FORMULA	AREA (SQ.M.)
1	A1	1		56.110	39.460	Area Rectangle= L X B	2214.101
A	TOTAL AREA			ADDITION			2214.101
S.NO.	DESCRIPTION	QUANTITY	LENGTH A (M)	LENGTH B (M)	WIDTH/HT (M)	FORMULA	AREA (SQ.M.)
1	D01	1		56.110	2.615	Area Triangle= 1/2 X (length X Width)	73.364
2	D02	1		13.540	2.075	Area Triangle= 1/2 X (Length X Width)	14.048
3	D03	1		10.150	2.680	Area Rectangle= L X B	27.202
4	D03a	1		2.500	1.500	Area Rectangle= L X B	3.750
5	D03b	1		1.700	4.050	Area Rectangle= L X B	6.885
6	D04	1		15.770	2.105	Area Triangle= 1/2 X (length X Width)	16.598
7	D05	1		56.110	2.320	Area Triangle= 1/2 X (length X Width)	65.088
8	D06	1		15.770	0.765	Area Triangle= 1/2 X (length X Width)	6.032
9	D07	1		10.000	0.975	Area Rectangle= L X B	9.750
10	D08	1		13.690	0.765	Area Triangle= 1/2 X (length X Width)	5.236
11	D09	2		0.300	0.650	Area Rectangle= L X B	0.390
12	D10	1	2.305	2.895	3.850	Area Trapezium= (Sum of parallel side) X H/2	10.010
13	D11	1		1.050	0.800	Area Rectangle= L X B	0.840
14	D11A	1		0.600	1.450	Area Rectangle= L X B	0.870
15	D12	1		1.500	3.500	Area Rectangle= L X B	5.250
16	D13	1		1.500	0.300	Area Rectangle= L X B	0.450
17	D15	1		2.200	1.450	Area Rectangle= L X B	3.190
18	D16	1		2.200	2.900	Area Rectangle= L X B	6.380
19	D17	1		3.900	6.100	Area Rectangle= L X B	23.790
20	D18	1		1.700	4.500	Area Rectangle= L X B	7.650
21	D19	1		1.700	1.400	Area Rectangle= L X B	2.380
23	D21	1		3.500	1.160	Area Rectangle= L X B	4.060
24	D22	1		4.650	3.240	Area Rectangle= L X B	15.066
25	D23	1		0.450	1.000	Area Rectangle= L X B	0.450
26	D24	1		2.300	1.000	Area Rectangle= L X B	2.300
27	D25	1		1.350	1.000	Area Rectangle= L X B	1.350
28	D26	1		1.200	1.200	Area Rectangle= L X B	1.440
29	D27	1		4.150	1.200	Area Rectangle= L X B	4.980
30	D28	1		1.200	1.000	Area Rectangle= L X B	1.200
31	D29	1		1.700	0.750	Area Rectangle= L X B	1.275
32	D30	1		3.600	3.830	Area Rectangle= L X B	13.788
33	D31	1		1.000	3.380	Area Rectangle= L X B	3.380
34	D32	1		1.000	1.000	Area Rectangle= L X B	1.000
35	D33	1		0.600	1.480	Area Rectangle= L X B	0.888
36	D34	2		1.420	0.500	Area Rectangle= L X B	1.420
37	D35	1		0.750	4.260	Area Rectangle= L X B	3.195
38	D36	1		0.750	3.660	Area Rectangle= L X B	2.745
39	D37	1	1.010	0.955	1.400	Area Trapezium= (Sum of parallel side) X H/2	1.376
40	D38	1		0.135	1.900	Area Triangle= 1/2 X (Length X Width)	0.128
41	D39	9		2.800	2.800	Area Rectangle= L X B	70.560
42	D40	1		2.800	2.800	Area Rectangle= L X B	7.840
43	D41	1		6.400	5.800	Area Rectangle= L X B	37.120
44	D42	1	0.070	0.215	3.225	Area Trapezium= (Sum of parallel side) X H/2	0.460
45	D43	1	0.225	0.355	2.950	Area Trapezium= (Sum of parallel side) X H/2	0.856
46	D44	1	0.505	0.770	5.360	Area Trapezium= (Sum of parallel side) X H/2	4.710
47	D45	1	1.625	2.210	9.600	Area Trapezium= (Sum of parallel side) X H/2	18.408
48	D46	1		0.600	1.400	Area Rectangle= L X B	0.840
49	D48	1		0.900	1.100	Area Rectangle= L X B	0.990
50	D49	1		0.900	2.050	Area Rectangle= L X B	1.845
51	D50	1		0.900	0.850	Area Rectangle= L X B	0.765
52	D51	1		0.900	1.000	Area Rectangle= L X B	0.900
53	D52	1		1.050	0.950	Area Rectangle= L X B	0.998
54	D53	1		1.050	1.650	Area Rectangle= L X B	1.733
55	D54	1		1.650	0.900	Area Rectangle= L X B	1.485
56	D55	1		1.800	0.350	Area Rectangle= L X B	0.630
B	TOTAL AREA			DEDUCTION			499.331
D	16TH FLOOR OFFICE AREA FAR						1714.769

5 F.A.R. CALCULATION

16th FLOOR CARPET AREA CALCULATION							
16TH FLOOR CARPET AREA = TOTAL ADDITION AREA - TOTAL DEDUCTION AREA							
S.NO.	DESCRIPTION	QUANTITY	LENGTH A (M)	LENGTH B (M)	WIDTH/HT (M)	FORMULA	AREA (SQ.M.)
1	A1	1		4.895	0.655	Area Triangle= 1/2 X (length X Width)	1.603
2	A2	1		5.200	7.190	Area Rectangle= L X B	37.388
3	A3	1		26.250	26.750	Area Rectangle= L X B	702.188
4	A4	1		1.635	27.055	Area Triangle= 1/2 X (Length X Width)	22.117
5	A8	1		7.175	2.300	Area Rectangle= L X B	16.503
6	A10	1		39.550	8.675	Area Rectangle= L X B	343.096
7	A11	1	1.655	2.040	6.890	Area Trapezium= (Sum of parallel side) X H/2	12.725
8	A12	1		2.635	38.305	Area Triangle= 1/2 X (length X Width)	50.467
9	A13	1		2.635	17.695	Area Triangle= 1/2 X (length X Width)	24.190
10	A14	1	4.125	5.210	7.075	Area Trapezium= (Sum of parallel side) X H/2	33.023
11	A15	1		0.800	2.400	Area Rectangle= L X B	1.920
12	A16	1		7.400	1.550	Area Rectangle= L X B	11.470
13	A17	1		0.250	1.550	Area Rectangle= L X B	0.388
14	A18	1		0.400	1.000	Area Rectangle= L X B	0.400
15	A19	1		4.410	2.000	Area Rectangle= L X B	8.820
16	A20	1		4.850	2.760	Area Rectangle= L X B	13.386
17	A21	1		1.680	3.800	Area Rectangle= L X B	6.384
18	A22	1		0.400	2.010	Area Rectangle= L X B	0.804
19	A24	1	9.065	7.845	9.150	Area Trapezium= (Sum of parallel side) X H/2	77.363
20	A25	1	1.900	4.010	15.525	Area Trapezium= (Sum of parallel side) X H/2	45.876
21	A26	1		0.460	4.010	Area Triangle= 1/2 X (Length X Width)	0.922
22	A27	1		1.800	1.975	Area Rectangle= L X B	3.555
23	A28	1		9.200	8.625	Area Rectangle= L X B	79.350
A	TOTAL AREA			ADDITION			1493.942
S.NO.	DESCRIPTION	QUANTITY	LENGTH A (M)	LENGTH B (M)	WIDTH/HT (M)	FORMULA	AREA (SQ.M.)
3	D3	1		0.600	1.400	Area Rectangle= L X B	0.840
6	D6	1		0.350	1.800	Area Rectangle= L X B	0.630
7	D7	2		0.300	0.650	Area Rectangle= L X B	0.390
B	TOTAL AREA			DEDUCTION			1.860
C	16TH FLOOR CARPET AREA						1492.082

6 CARPET AREA CALCULATION

Rajesh Dutt
JD(HQ)

This is a " PROVISIONAL APPROVED BUILDING PLAN" only for purpose of hearing objection from the general public

Architect (HQ)
Directorate of Town and Country Planning,
Haryana, Chandigarh

ARCHITECT:

DESIGN FORUM INTERNATIONAL
K-47, KAILASH COLONY
NEW DELHI
TEL : 011 - 46556600

STRUCTURE CONSULTANT:

VINTECH CONSULTANTS
C 35, PAMPOSH ENCLAVE, GREATER KAILASH II
NEW DELHI, DELHI 110048
Tel:011 4314 1516

MEP CONSULTANT:

SANELAC CONSULTANTS PVT LTD
C-642, Okhla Industrial Area, Phase-II,
New Delhi-110020
Tel : 26385310, 40503959

NOTES:

1. ALL DIMENSIONS ARE IN MM.
2. GATE AND BOUNDARY WALL SHALL BE AS PER STANDARD DESIGN.
3. SPRINKLERS WILL BE PROVIDED IN ENTIRE BUILDING INCLUDING BASEMENTS AS PER N.B.C.
4. RAIN WATER HARVESTING SYSTEM WILL BE PROVIDED AS PER APPLICABLE NORMS.
5. 100% POWER BACK UP WILL BE PROVIDED FOR LIFTS & ESSENTIAL SERVICE AREAS.
6. DISABLED RAMP @ 1:12 SLOPE WITH 900MM HIGH RAILING.
7. ALL BUILDINGS ARE MECHANICALLY VENTILATED AND FULLY AIR CONDITIONED.

PROJECT:

BUILDING PLAN OF COMMERCIAL COLONY MEASURING 4.418 ACRES (LICENCE NO. 197 OF 2008 DATED 05-12-2008) IN SECTOR 66, GURGAON MANESAR URBAN COMPLEX, BEING DEVELOPED BY M/S R. C. SOOD & CO. C/O ADVANCE INDIA PROJECTS LIMITED, THE MASTERPIECE, GOLF COURSE ROAD SECTOR 54, GURUGRAM - 122002, HARYANA, INDIA

ARCHITECT'S SIGNATURE:

Abhishek Jain
B. Arch.
CA/2011/35251

CLIENT'S SIGNATURE:

For R. C. Sood & Co. Pvt. Ltd. C/o Advance India Projects Limited

Authorised Signatory

DRAWING TITLE:

16TH FLOOR PLAN

DRAWING NO:

28.A

NORTH:

SCALE:

AS MENTION

DATE:

10/02/2020