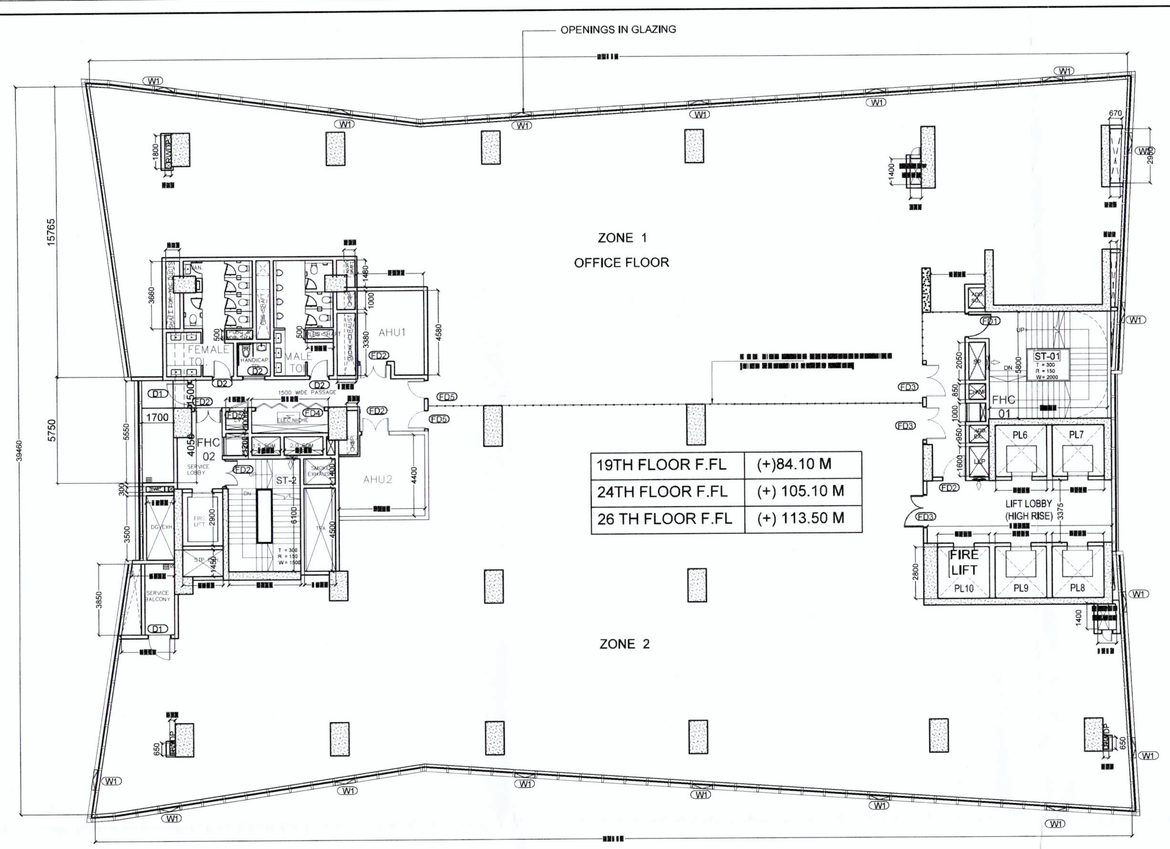

19TH FLOOR F.FL	(+)84.10 M
24TH FLOOR F.FL	(+) 105.10 M
26 TH FLOOR F.FL	(+) 113.50 M

1 LVL 19th,24th,26th FLOOR PLAN
SCALE 1:150

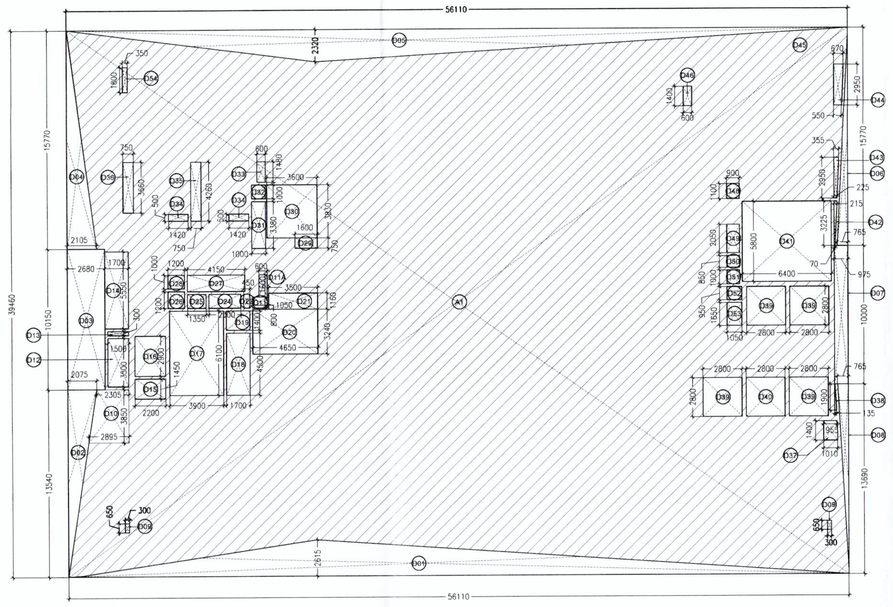

2 FAR AREA DIAGRAM
SCALE 1:200

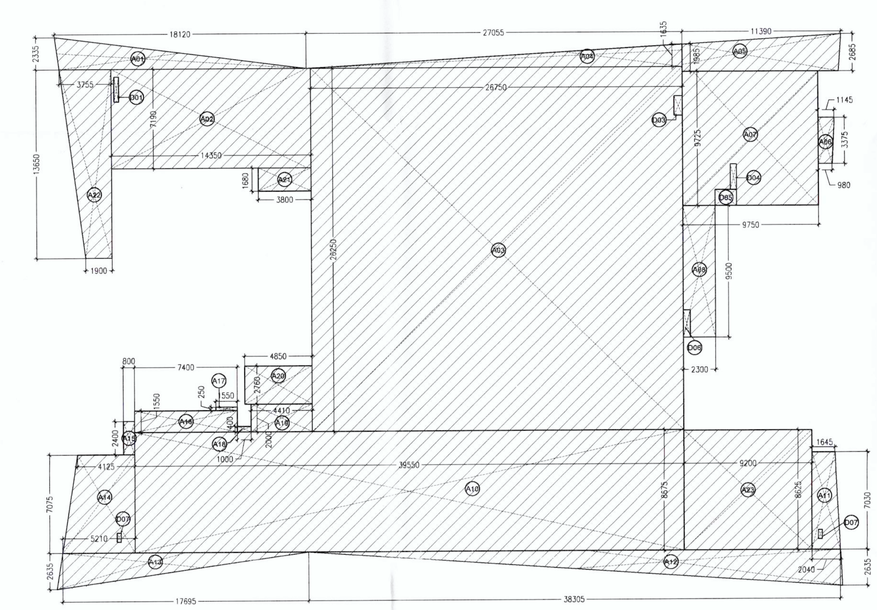

3 CARPET AREA DIAGRAM
SCALE 1:200

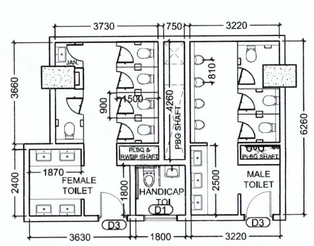

DOOR & WINDOW SCHEDULE						
S.NO.	TYPE	WIDTH (MM)	HEIGHT (MM)	CILL(MM)	LINTEL(MM)	
1.	FD1	1250	2400	-	2400	FIRE DOOR
2	FD2	1500	2400	-	2400	FIRE DOOR
3.	FD3	1800	2400	-	2400	FIRE DOOR
4.	FD4	4200	2250	-	2250	FIRE DOOR
5.	FD5	1000	2250	-	2250	FIRE DOOR
6.	D1	1250	2400	-	2400	DOOR
7.	D2	1050	2400	-	2400	DOOR
8.	W1	1000	1000	1400	2400	OPENABLE WINDOW PANEL

08 DOOR WINDOW SCHEDULE

19th,24th,26th FLOOR OFFICE OCCUPANT CALCULATION			
OFFICE BUILDINGS - UNDER NATIONAL BUILDING CODE 2016			
OFFICE AREA	1777.958	SQ.M.	NOTES
OCCUPANT LOAD	10	SQ.M/PERSON	
TOTAL POPULATION	178	PERSONS	For Occupant load, Ref. from NBC Part4, Fire & Life Safety, Table 03
MALE 60%	107		
FEMALE 40%	71		

19th,24th,26th FLOOR OFFICE TOILET CALCULATION					
	REQUIRED		PROPOSED		NOTES
	MALE	FEMALE	MALE	FEMALE	
WC	4	5	4	5	For Toilet Requirements Ref. from NBC Part 9 , Plumbing, Services, Section 2, Table 1
WB	4	3	4	4	
UR	4	NA	4	NA	
HANDICAPED TOILETS WC & WB ARE COUNTED IN MALE TOILET CALCULATION					

07 TOILET CALCULATION

19th,24th,26th FLOOR OFFICE FAR AREA CALCULATION							
19th,24th,26th FLOOR OFFICE AREA = TOTAL ADDITION AREA - TOTAL DEDUCTION AREA							
S.NO.	DESCRIPTION	QUANTITY	LENGTH A (M)	LENGTH B (M)	WIDTH/HT (M)	FORMULA	AREA (SQ.M.)
1	A1	1		56.110	39.460	Area Rectangle= L X B	2214.101
A	TOTAL AREA			ADDITION			2214.101
S.NO.	DESCRIPTION	QUANTITY	LENGTH A (M)	LENGTH B (M)	WIDTH/HT (M)	FORMULA	AREA (SQ.M.)
1	D01	1		56.110	2.615	Area Triangle= 1/2 X (Length X Width)	73.364
2	D02	1		13.540	2.075	Area Triangle= 1/2 X (Length X Width)	14.048
3	D03	1		10.150	2.680	Area Rectangle= L X B	27.202
4	D04	1		15.770	2.105	Area Triangle= 1/2 X (Length X Width)	16.598
5	D05	1		56.110	2.320	Area Triangle= 1/2 X (Length X Width)	65.088
6	D06	1		15.770	0.765	Area Triangle= 1/2 X (Length X Width)	6.032
7	D07	1		10.000	0.975	Area Rectangle= L X B	9.750
8	D08	1		13.690	0.765	Area Triangle= 1/2 X (Length X Width)	5.236
9	D09	2		0.300	0.650	Area Rectangle= L X B	0.390
10	D10	1	2.305	2.895	3.850	Area Trapezium= (Sum of parallel side) X H/2	10.010
11	D11	1		1.050	0.800	Area Rectangle= L X B	0.840
12	D11A	1		0.600	1.600	Area Rectangle= L X B	0.960
13	D12	1		1.500	3.500	Area Rectangle= L X B	5.250
14	D13	1		1.500	0.300	Area Rectangle= L X B	0.450
15	D14	1		1.700	5.550	Area Rectangle= L X B	9.435
16	D15	1		2.200	1.450	Area Rectangle= L X B	3.190
17	D16	1		2.200	2.900	Area Rectangle= L X B	6.380
18	D17	1		3.900	6.100	Area Rectangle= L X B	23.790
19	D18	1		1.700	4.500	Area Rectangle= L X B	7.650
20	D19	1		1.700	1.400	Area Rectangle= L X B	2.380
21	D20	1		4.650	3.240	Area Rectangle= L X B	15.066
22	D21	1		1.160	3.500	Area Rectangle= L X B	4.060
24	D23	1		0.450	1.000	Area Rectangle= L X B	0.450
25	D24	1		2.300	1.000	Area Rectangle= L X B	2.300
26	D25	1		1.350	1.000	Area Rectangle= L X B	1.350
27	D26	1		1.200	1.200	Area Rectangle= L X B	1.440
28	D27	1		4.150	1.200	Area Rectangle= L X B	4.980
29	D28	1		1.200	1.000	Area Rectangle= L X B	1.200
30	D29	1		1.600	0.750	Area Rectangle= L X B	1.200
31	D30	1		3.600	3.830	Area Rectangle= L X B	13.788
32	D31	1		1.000	3.380	Area Rectangle= L X B	3.380
33	D32	1		1.000	1.000	Area Rectangle= L X B	1.000
34	D33	1		0.600	1.480	Area Rectangle= L X B	0.888
35	D34	2		1.420	0.500	Area Rectangle= L X B	1.420
36	D35	1		0.750	4.250	Area Rectangle= L X B	3.195
37	D36	1		0.750	3.660	Area Rectangle= L X B	2.745
38	D37	1	1.010	0.955	1.400	Area Trapezium= (Sum of parallel side) X H/2	1.376
39	D38	1		0.135	1.900	Area Triangle= 1/2 X (Length X Width)	0.128
40	D39	4		2.800	2.800	Area Rectangle= L X B	31.360
41	D40	1		2.800	2.800	Area Rectangle= L X B	7.840
42	D41	1		6.400	5.800	Area Rectangle= L X B	37.120
43	D42	1	0.070	0.215	3.225	Area Trapezium= (Sum of parallel side) X H/2	0.460
44	D43	1	0.225	0.355	2.950	Area Trapezium= (Sum of parallel side) X H/2	0.856
45	D44	1	0.550	0.670	2.950	Area Trapezium= (Sum of parallel side) X H/2	1.800
47	D46	1		0.600	1.400	Area Rectangle= L X B	0.840
48	D48	1		0.900	1.100	Area Rectangle= L X B	0.990
49	D49	1		0.900	2.050	Area Rectangle= L X B	1.845
50	D50	1		0.900	0.850	Area Rectangle= L X B	0.765
51	D51	1		0.900	1.000	Area Rectangle= L X B	0.900
52	D52	1		1.050	0.950	Area Rectangle= L X B	0.998
53	D53	1		1.050	1.650	Area Rectangle= L X B	1.733
54	D54	1		1.800	0.350	Area Rectangle= L X B	0.630
B	TOTAL AREA			DEDUCTION			436.143
C	19th,24th,26th FLOOR OFFICE AREA FAR						1777.958

04 F.A.R. AREA CALCULATION

19th,24th,26th FLOOR CARPET AREA CALCULATION							
19th, 24th, 26th FLOOR CARPET AREA = TOTAL ADDITION AREA - TOTAL DEDUCTION AREA							
S.NO.	DESCRIPTION	QUANTITY	LENGTH A (M)	LENGTH B (M)	WIDTH/HT (M)	FORMULA	AREA (SQ.M.)
1	A1	1		18.120	2.335	Area Triangle= 1/2 X (Length X Width)	21.155
2	A2	1		14.350	7.190	Area Rectangle= L X B	103.177
3	A3	1		26.250	26.750	Area Rectangle= L X B	702.188
4	A4	1		1.635	27.055	Area Triangle= 1/2 X (Length X Width)	22.117
5	A5	1	1.985	2.685	11.390	Area Trapezium= (Sum of parallel side) X H/2	26.596
6	A6	1	0.980	1.145	3.375	Area Trapezium= (Sum of parallel side) X H/2	3.586
7	A7	1		9.750	9.725	Area Rectangle= L X B	94.819
8	A8	1		9.250	2.300	Area Rectangle= L X B	21.275
10	A10	1		39.550	8.675	Area Rectangle= L X B	343.096
11	A11	1	1.645	2.040	7.030	Area Trapezium= (Sum of parallel side) X H/2	12.953
12	A12	1		2.635	38.305	Area Triangle= 1/2 X (Length X Width)	50.467
13	A13	1		2.635	17.695	Area Triangle= 1/2 X (Length X Width)	23.313
14	A14	1	4.125	5.210	7.075	Area Trapezium= (Sum of parallel side) X H/3	33.023
15	A15	1		0.800	2.400	Area Rectangle= L X B	1.920
16	A16	1		7.400	1.550	Area Rectangle= L X B	11.470
17	A17	1		0.250	1.550	Area Rectangle= L X B	0.388
18	A18	1		0.400	1.000	Area Rectangle= L X B	0.400
19	A19	1		4.410	2.000	Area Rectangle= L X B	8.820
20	A20	1		4.850	2.760	Area Rectangle= L X B	13.386
21	A21	1		1.680	3.800	Area Rectangle= L X B	6.384
22	A22	1	3.755	1.900	13.650	Area Trapezium= (Sum of parallel side) X H/3	38.595
23	A23	1		9.200	8.625	Area Rectangle= L X B	79.350
A	TOTAL AREA			ADDITION			1618.476
S.NO.	DESCRIPTION	QUANTITY	LENGTH A (M)	LENGTH B (M)	WIDTH/HT (M)	FORMULA	AREA (SQ.M.)
2	D3	1		0.600	1.400	Area Rectangle= L X B	0.840
3	D4	1		0.450	1.850	Area Rectangle= L X B	0.833
4	D5	1		1.150	1.550	Area Rectangle= L X B	1.783
5	D6	1		0.500	1.775	Area Rectangle= L X B	0.888
6	D7	2		0.300	0.650	Area Rectangle= L X B	0.390
7	D1	1		1.800	0.350	Area Rectangle= L X B	0.630
B	TOTAL AREA			DEDUCTION			4.733
C	19th,24th,26th FLOOR CARPET AREA						1613.744

05 CARPET AREA CALCULATION

Architect(HQ) Member Secretary B.P.C
Member B.P.C
Chairman B.P.C
JD
PA
ATP
Rajesh Dutt
JD(HQ)

4 - PROVISIONAL APPROVED BUILDING PLAN
only for purpose of inviting objection from the general public
Architect (HQ)
Directorate of Town and Country Planning, Haryana, Chandigarh

ARCHITECT:
DESIGN FORUM INTERNATIONAL
K-47, KAILASH COLONY, NEW DELHI
TEL : 011 - 46556600

STRUCTURE CONSULTANT:
VINTECH CONSULTANTS
C 33, PAMPOSH ENCLAVE, GREATER KAILASH II
NEW DELHI, DELHI 110048
Tel: 011 4314 1516

MEP CONSULTANT:
SANELAC CONSULTANTS PVT LTD
C-64/2, Okhla Industrial Area, Phase-II,
New Delhi-110020
Tel : 26385316, 40503959

NOTES:
1. ALL DIMENSIONS ARE IN MM.
2. GATE AND BOUNDARY WALL SHALL BE AS PER STANDARD DESIGN.
3. SPRINKLERS WILL BE PROVIDED IN ENTIRE BUILDING INCLUDING BASEMENTS AS PER N.B.C.
4. RAIN WATER HARVESTING SYSTEM WILL BE PROVIDED AS PER APPLICABLE NORMS.
5. 100% POWER BACK UP WILL BE PROVIDED FOR LIFTS & ESSENTIAL SERVICE AREAS.
6. DISABLED RAMP @ 1:12 SLOPE WITH 900MM HIGH RAILING.
7. ALL BUILDINGS ARE MECHANICALLY VENTILATED AND FULLY AIR CONDITIONED.

PROJECT:
BUILDING PLAN OF COMMERCIAL COLONY MEASURING 4.418 ACRES (LICENCE NO. 197 OF 2008 DATED 05-12-2008) IN SECTOR 86, GURGAON MANESAR URBAN COMPLEX, BEING DEVELOPED BY M/S R. C. SOOD & CO.
C/O ADVANCE INDIA PROJECTS LIMITED,
THE MASTERPIECE, GOLF COURSE ROAD,
SECTOR 54, GURUGRAM - 122002, HARYANA, INDIA

ARCHITECT'S SIGNATURE:
Abhishek Jain
B. Arch.
CA/2012/32

CLIENT'S SIGNATURE:
For R. C. Sood & Co. Pvt. Ltd. C/o Advance India Projects Limited
Authorised Signatory

DRAWING TITLE:
19TH,24TH,26TH FLOOR PLAN

DRAWING NO:
31.A

NORTH

SCALE:
AS MENTION

DATE:
10/02/2020