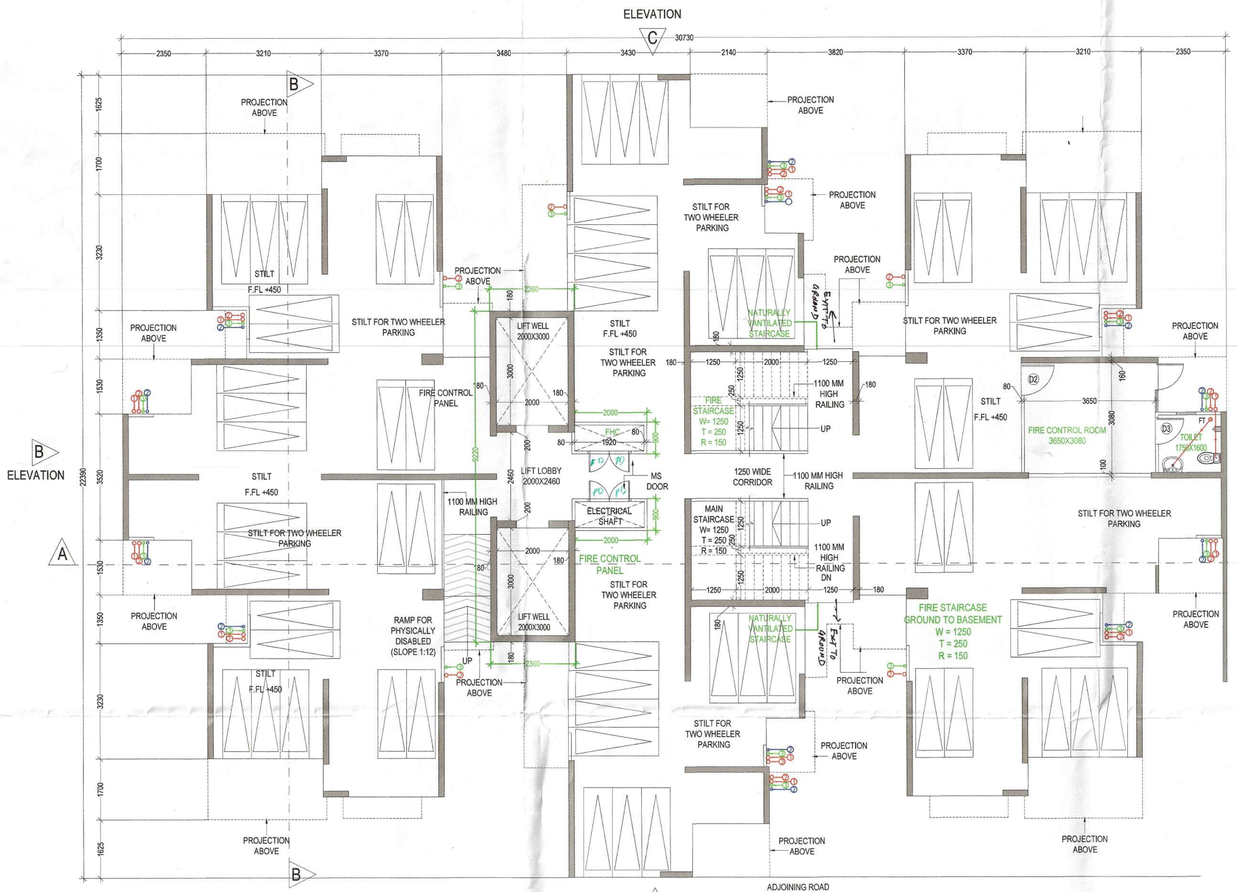

STILT FLOOR PLAN
TOWER-T1,T2,T3

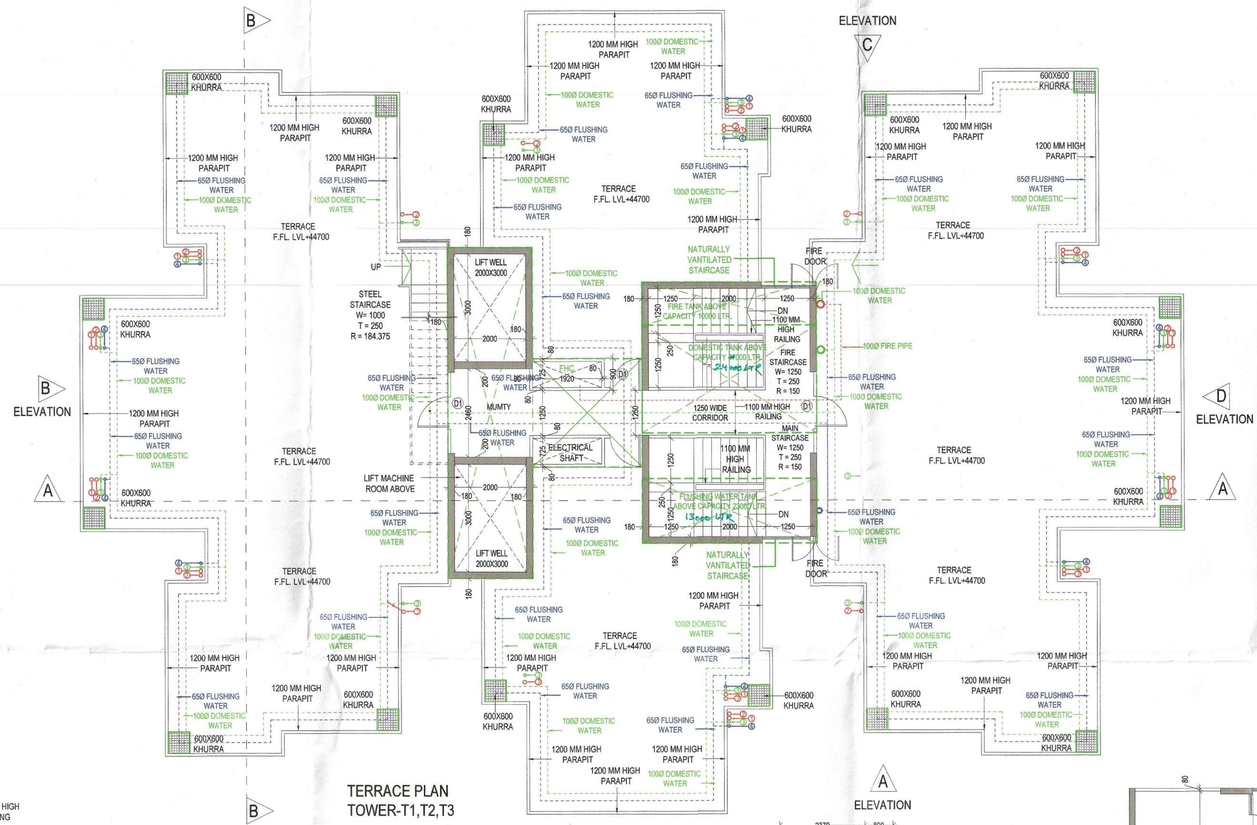

TERRACE PLAN
TOWER-T1,T2,T3

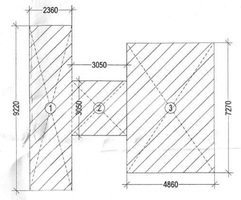

LIFT MACHINE ROOM & MUMTY COVERED AREA DIAGRAM

MUMTY & MACHINE ROOM COVERED AREA DETAILS								
TOWER-T1,T2,T3								
1	2.360	X	9.220	X	1	=	21.759	SQ.M.
2	3.050	X	3.050	X	1	=	9.303	SQ.M.
3	4.860	X	7.270	X	1	=	35.332	SQ.M.
C	COVERED AREA OF MUMTY & MACHINE ROOM					=	66.394	SQ.M.

1	110Ø SOIL PIPE	.....
2	110Ø WASTE WATER PIPE	.....
3	50Ø WATER SUPPLY	.....
4	50Ø FLUSHING WATER SUPPLY	.....
FT	FLOOR TRAP	.....

D DOMESTIC WATER RISER
F FLUSHING WATER RISER

D&W SCHEDULE				
S.NO	TYPE	SIZE	C/LL	U/NTEL
1	DW1	2550X2450	0.0/1050	2450
2	DW2	2135X2450	0.0/150	2450
3	DW3	1370X2450	0.0/150	2450
4	DW4	1330X2450	0.0/150	2450
5	DW5	1300X2450	0.0/150	2100
6	D1	1050X2100	0.0	2100
7	D2	900X2100	0.0	2100
8	D3	750X2100	0.0	2100
9	W1	1885X1550	900.0	2450
10	W2	1385X1550	900.0	2450
11	W3	1300X1400	1050.0	2450
12	V1	550X950	1500.0	2450

CARPET AREA CALCULATION OF 3BHK UNIT TYPE - A								
TYPE	LENGTH	X	WIDTH	X	NO.	=	AREA	SQ.M.
1	0.160	X	0.750	X	1	=	0.120	SQ.M.
2	0.540	X	0.910	X	1	=	0.491	SQ.M.
3	2.510	X	0.990	X	1	=	2.485	SQ.M.
4	3.960	X	2.140	X	1	=	8.474	SQ.M.
5	1.270	X	2.060	X	1	=	2.616	SQ.M.
6	1.030	X	3.050	X	1	=	3.142	SQ.M.
7	5.310	X	2.600	X	1	=	13.806	SQ.M.
8	3.610	X	0.750	X	1	=	2.708	SQ.M.
9	3.530	X	0.700	X	1	=	2.471	SQ.M.
10	1.950	X	1.600	X	1	=	3.120	SQ.M.
11	3.410	X	1.630	X	1	=	5.558	SQ.M.
12	4.890	X	1.050	X	1	=	5.135	SQ.M.
13	3.410	X	2.000	X	1	=	6.820	SQ.M.
14	0.750	X	2.200	X	1	=	1.650	SQ.M.
15	0.550	X	2.120	X	1	=	1.166	SQ.M.
C	CARPET AREA OF 3BHKUNIT-A					=	59.762	SQ.M.

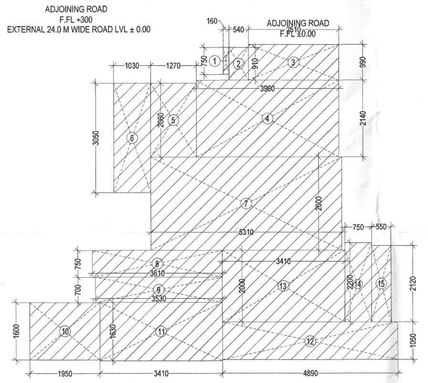

CARPET AREA DIAGRAM
(3BHK UNIT TYPE -A)

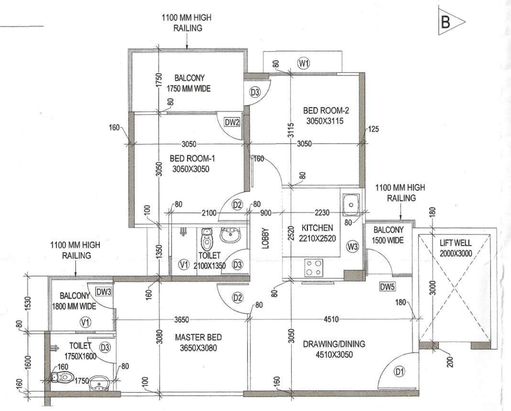

UNIT AREA PLAN
(3BHK UNIT TYPE -A)

CARPET AREA CALCULATION OF 2BHK UNIT TYPE - B								
TYPE	LENGTH	X	WIDTH	X	NO.	=	AREA	SQ.M.
1	2.370	X	0.660	X	1	=	1.564	SQ.M.
2	0.800	X	0.580	X	1	=	0.464	SQ.M.
3	3.270	X	0.750	X	1	=	2.453	SQ.M.
4	3.070	X	1.770	X	1	=	5.434	SQ.M.
5	2.180	X	1.690	X	1	=	3.684	SQ.M.
6	5.330	X	1.250	X	1	=	6.663	SQ.M.
7	5.410	X	1.325	X	1	=	7.168	SQ.M.
8	0.920	X	1.250	X	1	=	1.150	SQ.M.
9	5.490	X	0.750	X	1	=	4.118	SQ.M.
10	1.000	X	1.880	X	1	=	1.880	SQ.M.
11	2.260	X	0.975	X	1	=	2.204	SQ.M.
12	1.050	X	3.985	X	1	=	4.184	SQ.M.
13	2.000	X	3.100	X	1	=	6.200	SQ.M.
C	CARPET AREA OF 2BHKUNIT-B					=	47.165	SQ.M.

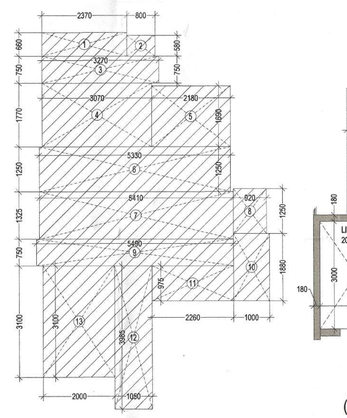

CARPET AREA DIAGRAM
(2BHK UNIT TYPE -B)

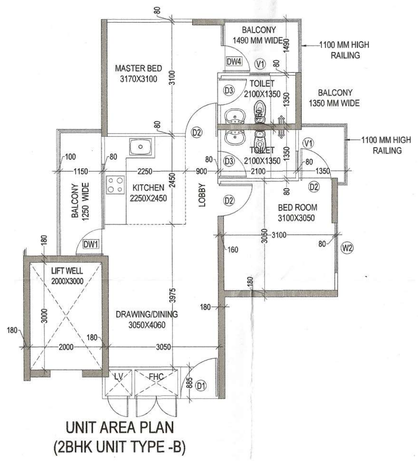

UNIT AREA PLAN
(2BHK UNIT TYPE -B)

STILT FLOOR FAR AREA DIAGRAM

STILT FAR AREA CALCULATION DETAILS								
TOWER-T1,T2,T3								
1	2.360	X	9.220	X	1	=	21.759	SQ.M.
2	2.000	X	0.900	X	2	=	3.600	SQ.M.
3	4.860	X	3.010	X	2	=	29.257	SQ.M.
4	7.910	X	1.250	X	2	=	19.775	SQ.M.
D	FAR AREA OF STILT FLOOR					=	74.391	SQ.M.

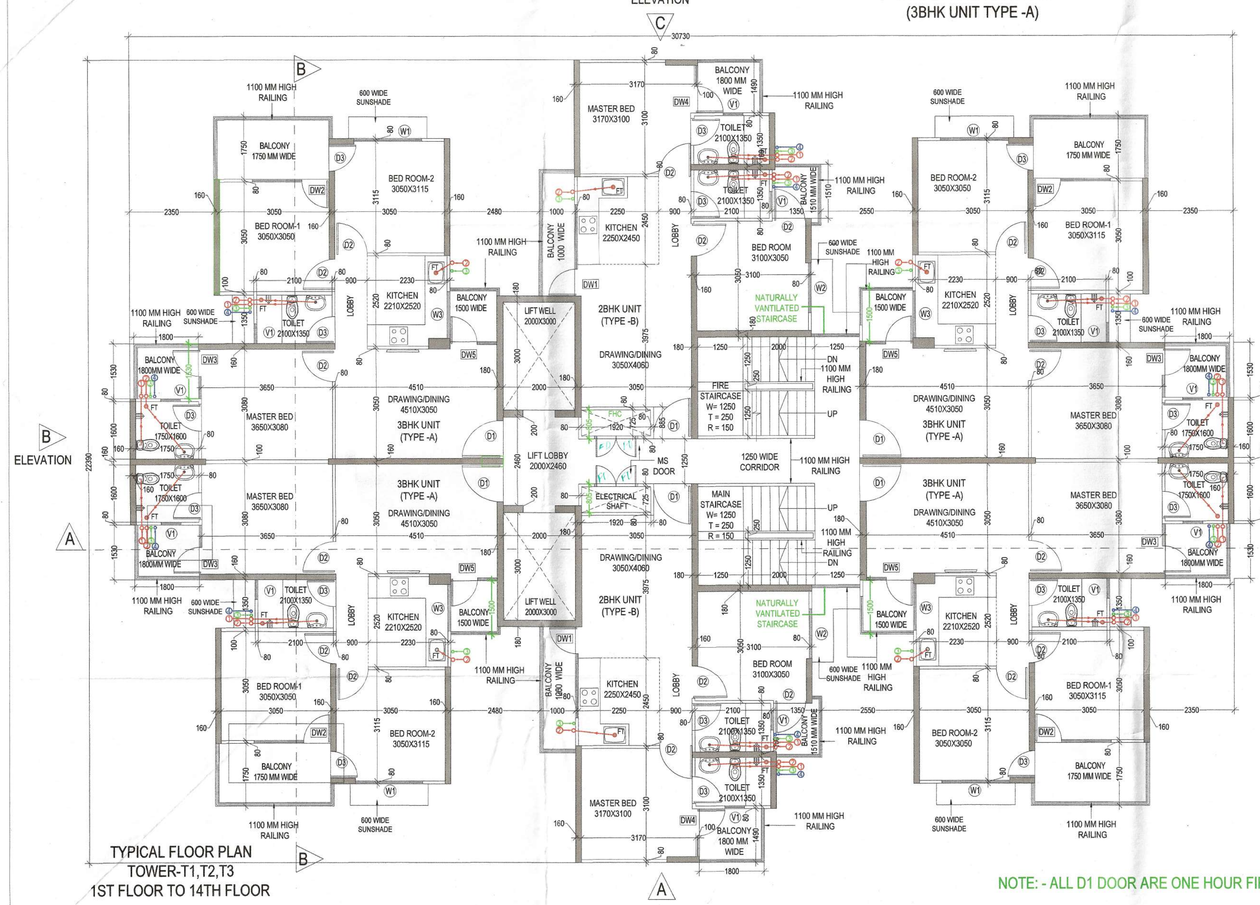

TYPICAL FLOOR PLAN
TOWER-T1,T2,T3
1ST FLOOR TO 14TH FLOOR

NOTE: - ALL D1 DOOR ARE ONE HOUR FIRE RATED DOORS

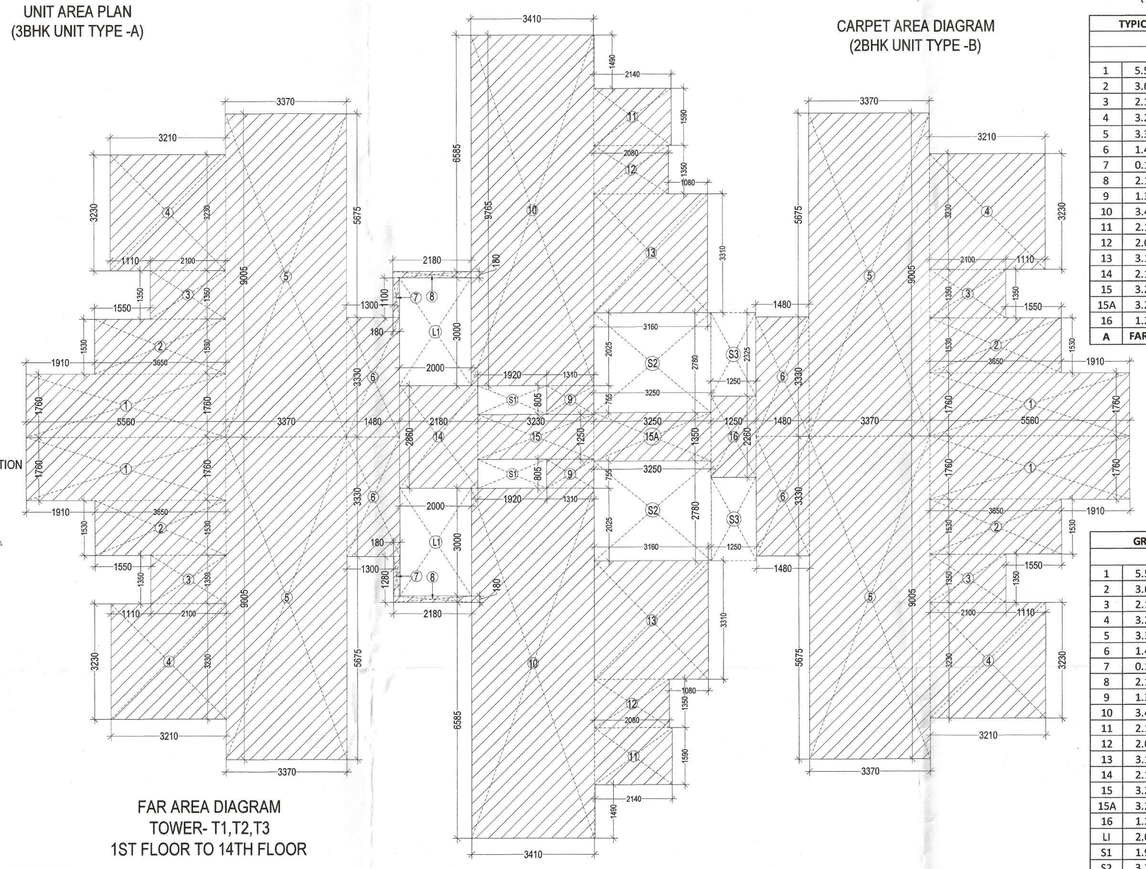

FAR AREA DIAGRAM
TOWER- T1,T2,T3
1ST FLOOR TO 14TH FLOOR

TYPICAL FLOOR FAR AREA CALCULATION DETAILS								
1ST FLOOR TO 14TH FLOOR								
TOWER-T1,T2,T3								
1	5.560	X	1.760	X	4	=	39.142	SQ.M.
2	3.650	X	1.530	X	4	=	22.338	SQ.M.
3	2.100	X	1.350	X	4	=	11.340	SQ.M.
4	3.210	X	3.230	X	4	=	41.473	SQ.M.
5	3.370	X	9.005	X	4	=	121.387	SQ.M.
6	1.480	X	3.330	X	4	=	19.714	SQ.M.
7	0.180	X	1.100	X	2	=	0.396	SQ.M.
8	2.180	X	0.180	X	2	=	0.785	SQ.M.
9	1.310	X	0.805	X	2	=	2.109	SQ.M.
10	3.410	X	9.765	X	2	=	66.597	SQ.M.
11	2.140	X	1.590	X	2	=	6.805	SQ.M.
12	2.080	X	1.350	X	2	=	5.616	SQ.M.
13	3.160	X	3.310	X	2	=	20.919	SQ.M.
14	2.180	X	2.860	X	1	=	6.235	SQ.M.
15	3.230	X	1.250	X	1	=	4.038	SQ.M.
15A	3.250	X	1.350	X	1	=	4.388	SQ.M.
16	1.250	X	2.260	X	1	=	2.825	SQ.M.
LI	2.000	X	3.000	X	2		12.000	SQ.M.
S1	1.920	X	0.805	X	2		3.091	SQ.M.
S2	3.250	X	2.780	X	2		18.070	SQ.M.
S3	1.250	X	2.325	X	2		5.813	SQ.M.
A	FAR AREA OF TYPICAL FLOOR					=	376.107	SQ.M.

GROUND COVERAGE CALCULATION DETAILS								
TOWER-T1,T2,T3								
1	5.560	X	1.760	X	4	=	39.142	SQ.M.
2	3.650	X	1.530	X	4	=	22.338	SQ.M.
3	2.100	X	1.350	X	4	=	11.340	SQ.M.
4	3.210	X	3.230	X	4	=	41.473	SQ.M.
5	3.370	X	9.005	X	4	=	121.387	SQ.M.
6	1.480	X	3.330	X	4	=	19.714	SQ.M.
7	0.180	X	1.100	X	2	=	0.396	SQ.M.
8	2.180	X	0.180	X	2	=	0.785	SQ.M.
9	1.310	X	0.820	X	2	=	2.148	SQ.M.
10	3.410	X	9.765	X	2	=	66.597	SQ.M.
11	2.140	X	1.590	X	2	=	6.805	SQ.M.
12	2.080	X	1.350	X	2	=	5.616	SQ.M.
13	3.160	X	3.310	X	2	=	20.919	SQ.M.
14	2.180	X	2.860	X	1	=	6.235	SQ.M.
15	3.230	X	1.250	X	1	=	4.038	SQ.M.
15A	3.250	X	1.350	X	1	=	4.388	SQ.M.
16	1.250	X	2.260	X	1	=	2.825	SQ.M.
LI	2.000	X	3.000	X	2		12.000	SQ.M.
S1	1.920	X	0.805	X	2		3.091	SQ.M.
S2	3.250	X	2.780	X	2		18.070	SQ.M.
S3	1.250	X	2.325	X	2		5.813	SQ.M.
C	TOTAL GROUND COVERAGE					=	415.120	SQ.M.

ARCHITECT (H.Q.) S.T.P. Member Secretary B.P.C. | S.T.P. (G) Member B.P.C. | C.T.P. (HQ) Chairman B.P.C.

Joint Director (T) O/o Directorate Fire Service Member B.P.C

Checked and found ok for Public Health
Internal
Superintending Engineer (HQ)
HSVP, Panchkula
15008 21/8/24

PA

SUBMISSION DRAWING

CLIENT

CZAR BUILDWELL PVT.LTD.

PROJECT TITLE

PROPOSED BUILDING PLAN OF AFFORDABLE GROUP HOUSING COLONY FOR AN AREA MEASURING 6.05 ACRES (LICENSE NO. 24 OF 2020 DATED 10 -09-2020) IN SECTOR - 95, GURUGRAM MANESAR URBAN COMPLEX BEING DEVELOPED BY DOCTOR AGRO PVT.LTD. IN COLLABORATION WITH CZAR BUILDWELL PVT. LTD.

ARCHITECT:-
RSPS ARCHITECTS
363, FIRST FLOOR, SECTOR- 46-A, CHANDIGARH
CONTACT NO. 9988377392, 9814689217
EMAIL: rapsarchitects@gmail.com

SIGNATURE OF ARCHITECT

RATTAN PAL SINGH ARCHITECT C.A. No. ...1128

SIGNATURE OF OWNER

CZAR Buildwell Private Limited
Authorised Signatory

DRAWING TITLE

TYPICAL FLOOR PLAN AND FAR AREA DETAILS (TOWER- T1,T2,T3)

NORTH

DRG. NO.

5

SCALE - 1:100

DATE - SEPT. 2020