

PENTHOUSE LOWER FLOOR FAR DIAGRAM (@11th Floor Level)

PENTHOUSE LOWER FLOOR PLAN (FAR CALCULATION)				
LEGEND	WIDTH (Mtrs)	LENGTH (Mtrs)	Nos.	AREA (Sq.Mtrs)
<b>ADDITIONS</b>				
A	37.06	11.33	1	419.8898
<b>TOTAL ADDITIONS</b>				<b>419.8898</b>
<b>SUBTRACTIONS</b>				
1	2.55	1.47	1	3.7485
2	3.9	2.095	2	16.341
3	9.325	2.22	2	41.403
4	5.165	1.62	2	16.7346
5	0.715	0.07	2	0.1001
6	0.91	0.3	1	0.273
7	1.85	1.94	1	3.589
8	0.555	2.12	1	1.1766
9	2.655	4.62	1	12.2681
10	1.85	3.05	1	5.6425
11	1.49	0.9	1	1.341
12	1.05	0.6	1	0.63
13	0.325	0.6	1	0.195
14	2.55	1.85	1	4.7175
15	0.45	1.85	2	1.665
<b>TOTAL SUBTRACTION</b>				<b>109.8229</b>
<b>TOTAL AREA OF PENTHOUSE LOWER FLOOR</b>				<b>310.0669</b>

Authority Stamp:  
**SANCTIONED**  
 To be read in conjunction with memo No. \_\_\_ Dtd. \_\_\_

1. All Dimensions & Levels are in mm unless otherwise mentioned.
2. All Mechanical and Electrical drawings shall be read jointly with the architectural drawings in order to establish a complete set of work.
3. The contractor shall verify all dimensions, details, specifications & site conditions & shall report any error, omission and/or anomaly to the architect before commencement of work.
4. For construction purposes, the dimensions shall not be measured directly on the drawings. The drawings shall not be used for construction until they are issued for construction.
5. All relevant structural drawings shall be read jointly with the architectural drawings and any discrepancy to be brought to the notice of the architect before execution of work on site.
6. All dimensions specified in Architectural drawings shall supersede the services and structural drawings unless otherwise mentioned.
7. Refer separate detailed drawing for cutout and device location and size.
8. Refer separate detailed drawing for staircase, Riser, RSP & Floor Slabs.

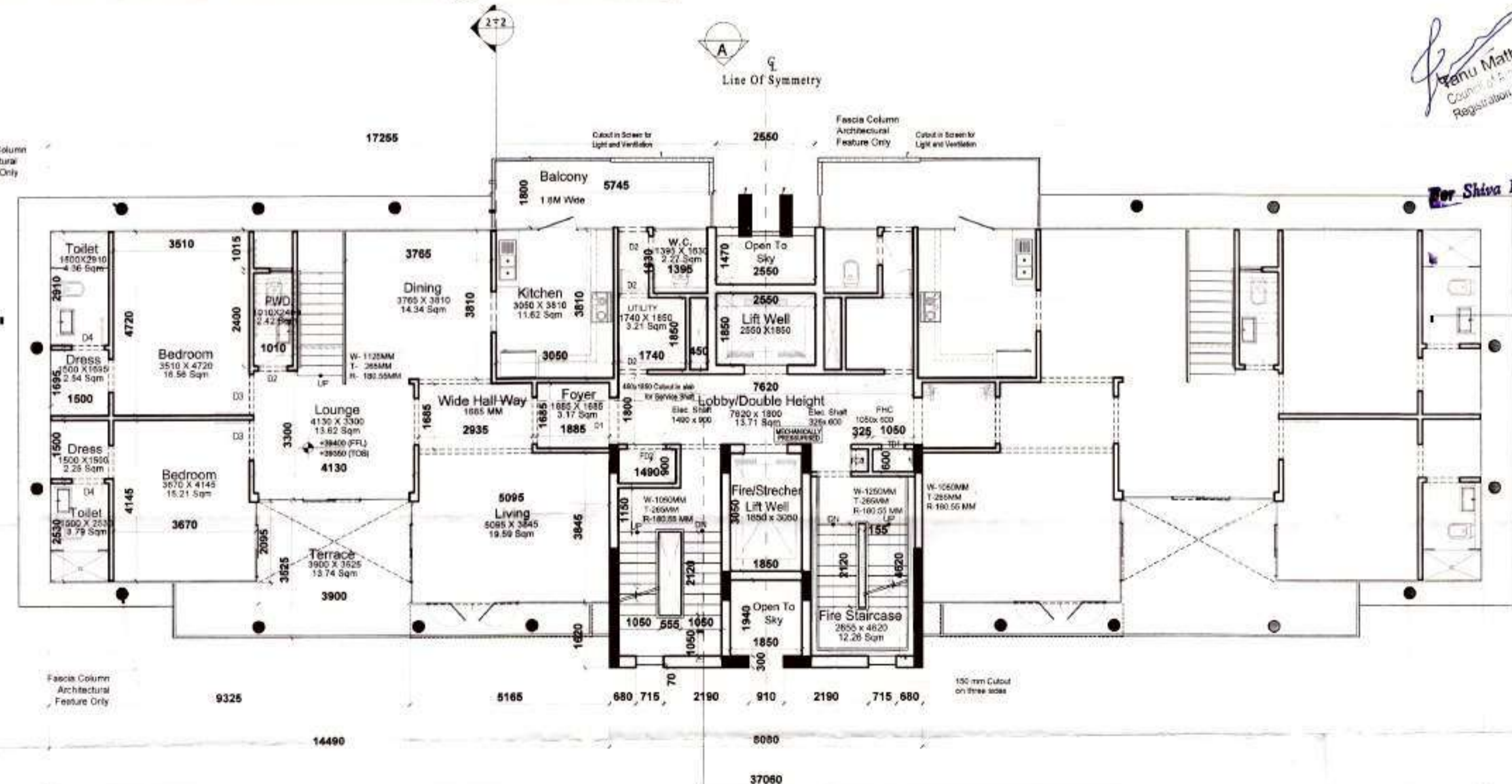
**SKETCHES INCORPORATED DETAILS**

Sketch No.	Date	Issued By	Description

**DRAWING ISSUE/REVISION DETAILS**

Drawing No.	Date	Issued By	Description

**Architect's Stamp**  
 D.T. (R.G.)  
 Member Secretary  
 S.P. (G)  
 Member  
 B.P.C.  
 J.P. (H)  
 Chairman  
 B.P.C.  
 AD, JD, SD, TA, AT



PENTHOUSE LOWER LEVEL (@11th Floor Level)

Valid For Towers B3, B4, B5 and B6

**Architects:**  
 Arcop Associates Pvt. Ltd.  
 E-105, Greater Kailash Enclave - I  
 New Delhi, India  
 Ph: 2624 2050 Fax: 2624 2035

**Structures:**  
 DESMAN  
 A-53, Second Floor  
 East of Kailash  
 New Delhi 110 055  
 Tel: 26896405, Fax 26836405  
 Email: desman.madhav@gmail.com

**Electrical/HVAC:**  
 ENVIROTECH DESIGN PVT. LTD.  
 G-79, 3rd Floor (Above PUMA Showroom)  
 Near Kalindi Kunj (Main Road),  
 New Delhi - 110025  
 Email: projects@envirotech.in TEL: 29948097

**Plumbing / Fire Fighting:**  
 ARK CONSULTANTS  
 1/30, Roshan garden-II  
 Kakrola Road, Narela  
 New Delhi - 110043

**Landscape:**  
 NIP/PAYSAGE  
 ARCHITECTES PAYSAGISTES  
 LANDSCAPE ARCHITECTS

**Clients:**  
 SHIVA PROFINS PVT. LTD.

**Project Title:**  
 PROPOSED BUILDING PLANS OF GROUP HOUSING COLONY AREA  
 MEASURING 11.00 ACRES, GEMSE NO. B1 OF 2011 DATED 18.03.2011  
 IN SECTION-54/GURGAON MANESAR URBAN COMPLEX BEING  
 DEVELOPED BY SHIVA PROFINS PVT. LTD.

**Drawing Title:**  
 Architectural Plan

**3BHK+SERVANT Plans (Duplex Lower)**

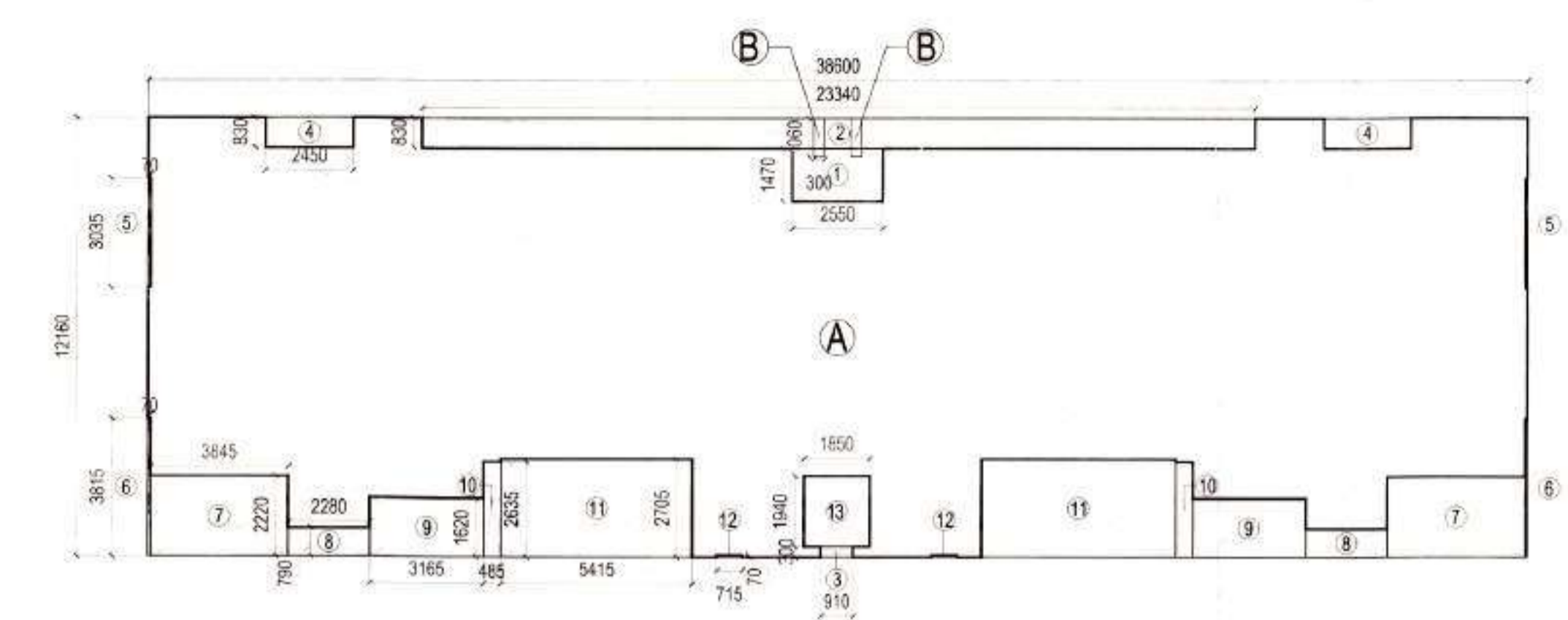
Scale	1:100	Project No.	2011 / 15	Rev
Date	09-03-2015	Drawing No.		
Drawn By	Pragna Jain	AR / PLN-3BHK+SERV_03	00	
Checked By	Vijay Jain			
Sheet Size	A2-594x823	Drawing Status	For Sanction	

To be read in conjunction with memo No. 12267 Dtd. 21/11/13

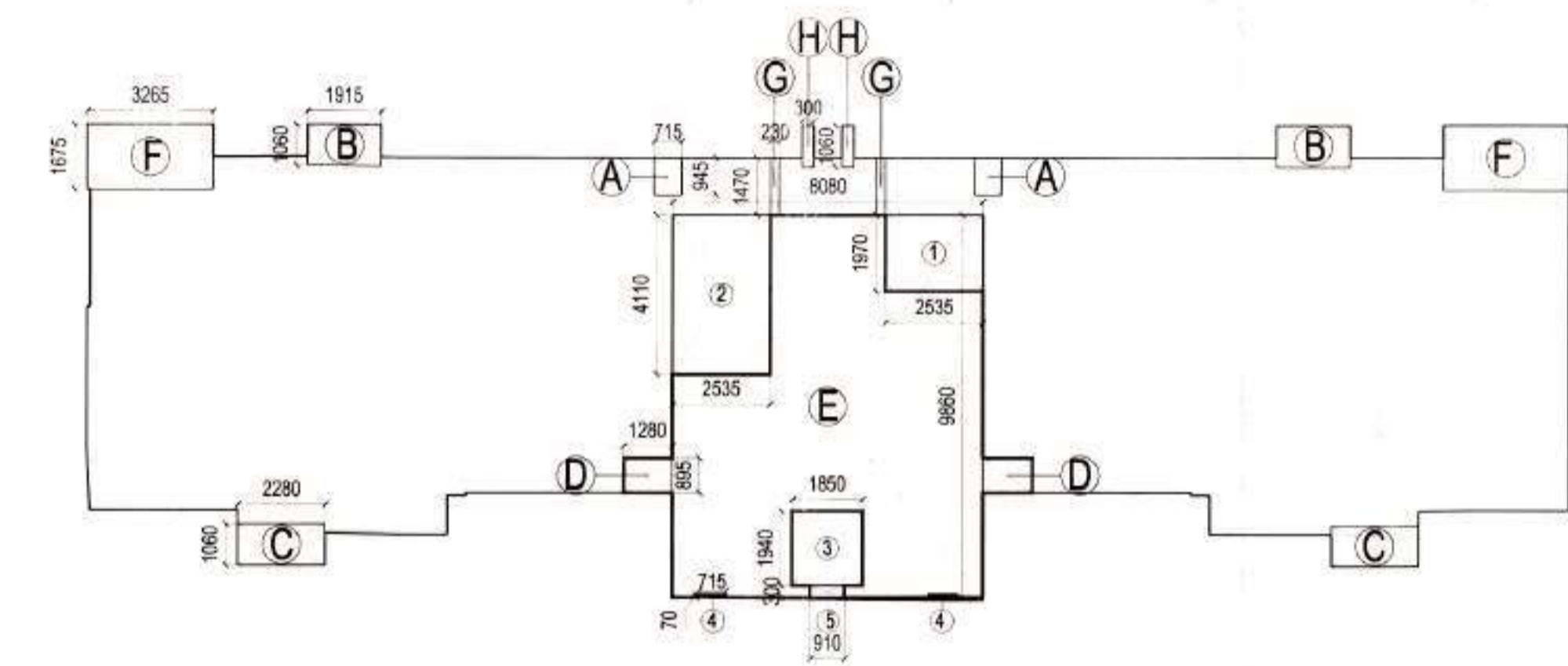
Author's Stamp:  
 T.P. (M) Member Secretary  
 T.P. (G) Member B.P.C.  
 C.T.P. (H.) Chairman B.P.C.

GROUND Coverage (4BHK)				
LEGEND	WIDTH (Mtrs)	LENGTH (Mtrs)	Nos.	AREA (Sq.Mtrs)
<b>ADDITIONS</b>				
A	38.6	12.16	1	469.376
B	0.3	1.06	2	0.636
<b>TOTAL ADDITIONS</b>				<b>470.012</b>
<b>SUBTRACTIONS</b>				
1	2.55	1.47	1	3.7485
2	23.34	0.83	1	19.3722
3	0.91	0.3	1	0.273
4	2.45	0.83	2	4.067
5	0.07	3.035	2	0.4249
6	0.07	3.815	2	0.5341
7	3.845	2.22	2	17.0718
8	2.28	0.79	2	3.6024
9	3.165	1.62	2	10.2546
10	0.485	2.635	2	2.55595
11	5.415	2.705	2	29.29515
12	0.715	0.07	2	0.1001
13	1.85	1.94	1	3.589
<b>TOTAL SUBTRACTION</b>				<b>94.8887</b>
<b>Total Ground Coverage</b>				<b>375.1233</b>

GROUND FLOOR PLAN (FAR CALCULATION)				
LEGEND	WIDTH (Mtrs)	LENGTH (Mtrs)	Nos.	AREA (Sq.Mtrs)
<b>ADDITIONS</b>				
A	0.715	0.945	2	1.35135
B	1.915	1.06	2	4.0598
C	2.28	1.06	2	4.8336
D	1.28	0.895	2	2.2912
E	8.08	9.86	1	79.6688
F	3.265	1.675	2	10.93775
G	0.23	1.47	2	0.6762
H	0.3	1.06	2	0.636
<b>TOTAL ADDITIONS</b>				<b>104.4547</b>
<b>SUBTRACTIONS</b>				
1	2.535	1.97	1	4.99395
2	2.535	4.11	1	10.41885
3	1.85	1.94	1	3.589
4	0.715	0.07	2	0.1001
5	0.91	0.3	1	0.273
<b>TOTAL SUBTRACTIONS</b>				<b>19.3749</b>
<b>TOTAL GROUND FLOOR FAR</b>				<b>85.0798</b>



GROUND COVERAGE AREA DIAGRAM

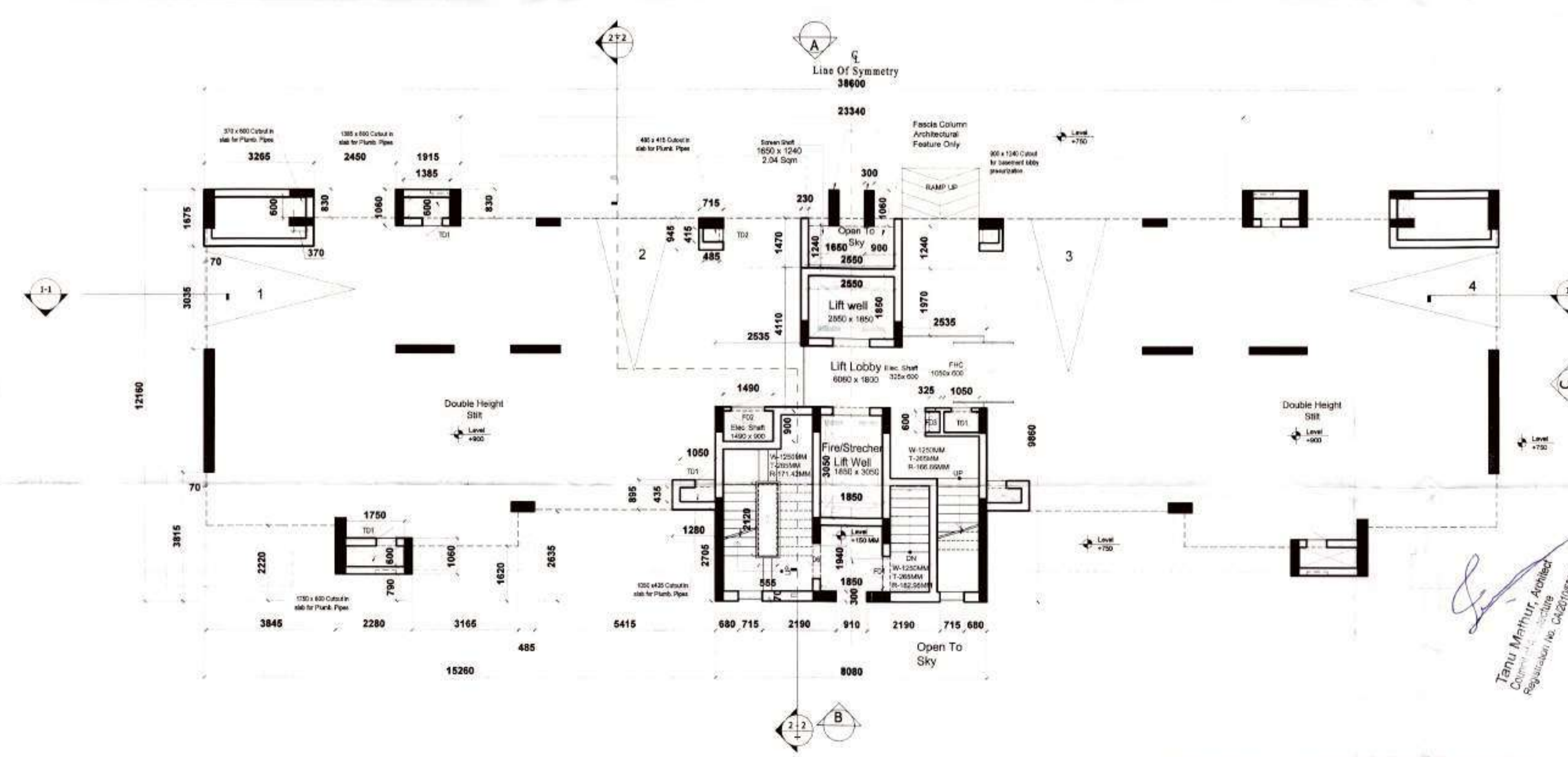


GROUND FLOOR FAR DIAGRAM

Levels (4bhk)	FSI (sq. mtr)	FSI (sq. mtr)
Stilt Level	85.0798	85.0798
Typical Level x 10	340.982x10	3409.82
Pent house (Lower Level)	310.0669	310.0669
Pent house (Upper Level)	263.9665	263.9665
Terrace Level		
Total		4068.9332

Ground Coverage 375.123 Sq.Mtr

Permissible Parking At Stilt Level : (@ 30 Sq M per ECS)	9 ECS
ECS Provided at Stilt Level	04



STILT LEVEL

Valid For Towers B3,B4,B5 and B6

- All Dimensions & Levels are in mm unless otherwise mentioned.
- All Mechanical and Electrical drawings shall be read jointly with the architectural drawings in order to establish a complete list of works.
- The contractor shall verify all dimensions, details, specifications & site conditions & shall report any error, omission and/or anomaly to the architect before commencement of work.
- For construction purposes, the dimensions shall not be measured directly on the drawings. The drawings shall not be used for construction until they are issued for construction.
- All relevant structural drawings shall be read jointly with the architectural drawings and any discrepancy to be brought to the notice of Architects before execution of work on site.
- All dimensions specified in Architectural drawings shall supercede the services and structural drawings unless otherwise mentioned.
- Refer separate detailed drawing for column and sleeve location and sizes.
- Refer separate detailed drawing for Staircases, Ramps, RCP, Blower Rooms.

SKETCHES INCORPORATED DETAILS			
Sketch No.	Date	Issued By	Description

DRAWING ISSUE/REVISION DETAILS			
Drawing No.	Date	Issued By	Description

Architect's Stamp

Architects :  
**Arcoop Associates Pvt. Ltd.**  
 E-106, Greater Kailash Enclave - I  
 New Delhi, India  
 Ph: 2624 2050 Fax: 2624 2035

Structures :  
**DESMAN**  
 A-53, Second Floor  
 East of Kailash  
 New Delhi 110 065  
 Tel. : 26836405; Fax 26836405  
 Email - desman.madhav@gmail.com

Electrical / HVAC:  
**ENVIROTECH DESIGN PVT. LTD.**  
 G-79, 3rd Floor (Above PUMA Showroom)  
 Near Kalindi Kunj (Main Road),  
 New Delhi -110025  
 Email: projects@envirotech.in TEL: 29948091

Plumbing / Fire Fighting  
**ARK CONSULTANTS**  
 1/30, Roshan garden-II  
 Kakrola Road, Najafgarh  
 New Delhi -110043

Landscape :  
**NIPAYSAGE**  
 ARCHITECTES PAYSAGISTES  
 LANDSCAPE ARCHITECTS

Clients:  
**SHIVA PROFILES PVT. LTD.**  
 Director/Asst. Director

Project Title :  
 PROPOSED BUILDING PLANS OF GROUP HOUSING COLONY AREA  
 MEASURING 11.003 ACRES (LICENCE NO. 81 OF 2011 DATED 16.09.2011)  
 IN SECTOR-45, GURGAON MANESAR URBAN COMPLEX BEING  
 DEVELOPED BY SHIVA PROFILES PVT. LTD.

Drawing Title :			
Architectural Plan			
3 BHK +SERVANT PLANS (SHIT)			
Scale :	1:100	Project No :	2811/75
Date :	09-03-2013	Drawing No :	
Drawn By :	Piyank Jain	AR / PLN-3BHK+SERV_01	00
Checked By :	Varun Jain	Drawing Status :	For Sanction
Sheet Size :	A1-84x594		

Janu Manhur, Architect  
 Registered Architect  
 Registration No. CA201403218

Authority Stamp:  
**SANCTIONED**  
 To be read in conjunction with  
 memo No 4267 Dtd. 8/8/13

TYPICAL FLOOR PLAN (FAR CALCULATION)				
LEGEND	WIDTH (Mtrs)	LENGTH (Mtrs)	Nos.	AREA (Sq.Mtrs)
<b>ADDITIONS</b>				
A	38.6	12.16	1	469.376
<b>TOTAL ADDITIONS</b>				<b>469.376</b>
<b>SUBTRACTIONS</b>				
1	23.34	0.83	1	19.3722
2	1.385	0.6	2	1.662
3	0.6	0.115	2	0.138
4	2.45	0.83	2	4.067
5	0.37	0.6	2	0.444
6	0.07	3.96	2	0.4984
7	0.07	3.815	2	0.5341
8	3.845	2.22	2	17.0718
9	1.75	0.6	2	2.1
10	2.28	0.79	2	3.6024
11	0.8	0.115	2	0.138
12	3.165	1.62	2	10.2546
13	2.835	0.485	2	2.55998
14	5.415	2.705	2	29.26515
15	0.715	0.07	2	0.1001
16	0.91	0.3	1	0.273
17	1.85	1.94	1	3.589
18	0.555	2.12	1	1.1768
19	2.655	4.62	1	12.2661
20	1.85	3.05	1	5.6425
21	1.05	0.435	2	0.9135
22	1.49	0.9	1	1.341
23	1.05	0.6	1	0.63
24	0.325	0.6	1	0.195
25	2.55	1.85	1	4.7175
26	0.45	1.85	2	1.665
27	2.55	1.47	1	3.7485
28	0.485	0.415	2	0.40255
<b>TOTAL SUBTRACTION</b>				<b>128.39395</b>
<b>TOTAL AREA OF TYPICAL FLOOR</b>				<b>340.98205</b>

- 1. All Dimensions & Levels are in mm unless otherwise mentioned.
- 2. All Mechanical and Electrical drawings shall be read jointly with the architectural drawings in order to establish a complete list of work.
- 3. The contractor shall verify all dimensions, details, specifications & etc. and shall report any error, omission and/or anomaly to the architect before commencement of work.
- 4. For construction purposes, the dimensions shall not be measured directly on the drawings. The drawings shall not be used for construction until they are issued for construction.
- 5. All relevant structural drawings shall be read jointly with the architectural drawings and any discrepancy to be brought to the notice of the Architect before execution of work on site.
- 6. All dimensions specified in Architectural drawings shall supersede the services and electrical drawings unless otherwise mentioned.
- 7. Refer separate detailed drawing for column and beam location and size.
- 8. Refer separate detailed drawing for staircase, hallway, RCP, floor finish.

SKETCHES INCORPORATED DETAILS

Sketch No.	Date	Issued By	Description

DRAWING ISSUE/REVISION DETAILS

Drawing No.	Date	Issued By	Description

Tanu Mathur, Architect  
 Council of Architecture  
 Registration No. CA2010050616

Architects:  
 Arup Associates Pvt. Ltd.  
 E-105, Greater Kailash Enclave - I  
 New Delhi, India  
 Ph: 2624 2050 Fax: 2624 2035

Structures:  
 DESMAN  
 A-53, Second Floor  
 East of Kailash  
 New Delhi 110 005  
 Tel: 26366405, Fax: 26366405  
 Email: desman.mathur@gmail.com

Electrical / HVAC:  
 ENVIROTECH DESIGN PVT. LTD.  
 Q-79, 3rd Floor (Above PUMA Showroom)  
 Near Kalindi Kunj (Main Road),  
 New Delhi - 110025  
 Email: projects@envirotech.in

Plumbing / Fire Fighting:  
 ARK CONSULTANTS  
 1/30, Roshan garden-II  
 Kalkaji Road, Najafgarh  
 New Delhi - 110043

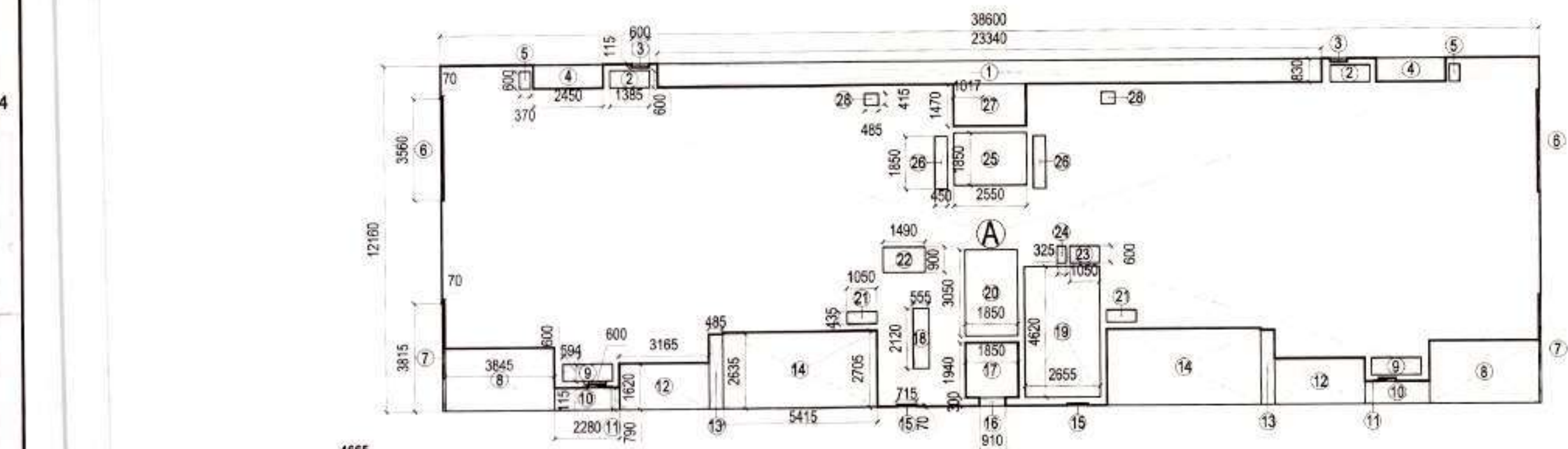
Landscape:  
 NIP PAYSAGE  
 ARCHITECTS PAYSAGISTES  
 LANDSCAPE ARCHITECTS

Clients:  
 SHIVA PROFIN PVT. LTD.

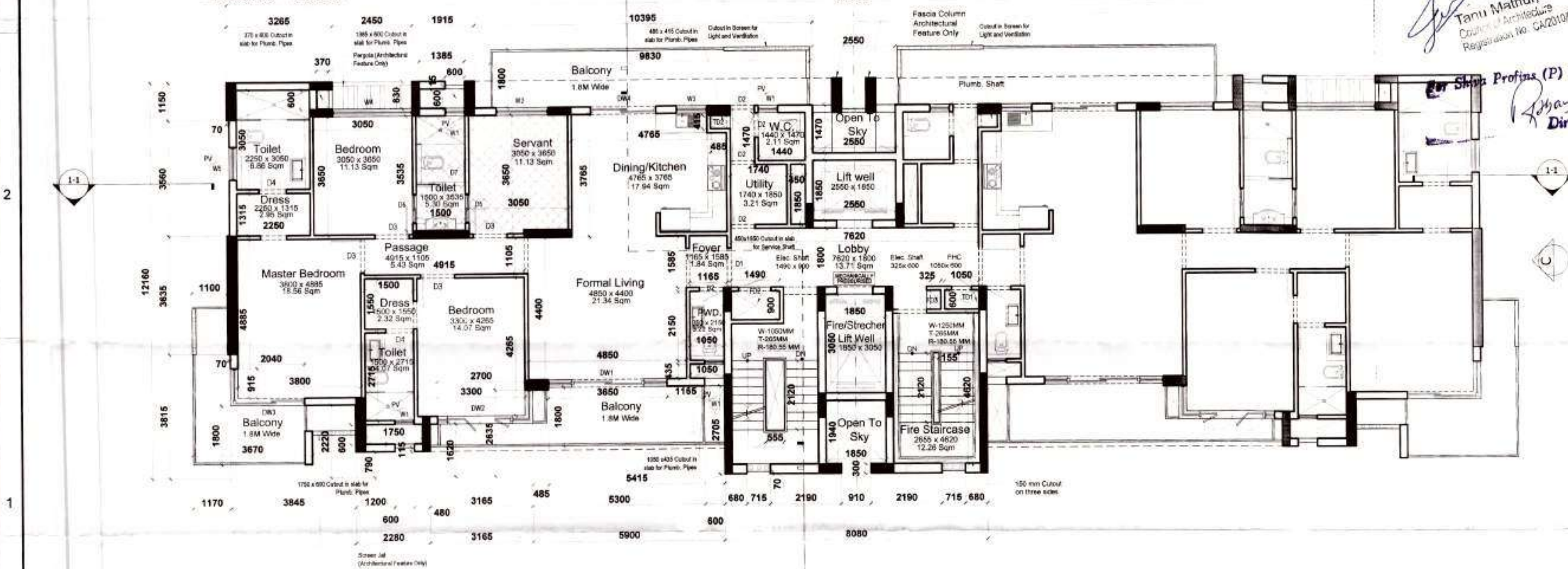
Project Title:  
 PROPOSED SKYLINE PLANS OF GROUP HOUSING COLONY AREA,  
 NEAR RING ROAD, GURGAON, HARYANA (MOST OF 2011 DATED 16.08.2011)  
 IN SECTION 65, GURGAON NEAR URBAN COMPLEX BEING  
 DEVELOPED BY SHIVA PROFIN PVT. LTD.

Drawing Title:  
 Architectural Plan  
 3BHK+SERVANT Plan (typical)

Scale	1:50	Project No.	2011/75
Date	05-05-2012	Drawing No.	
Drawn By	Pratik Jain	AR / PLN-3BHK+SERV_02_00	
Checked By	Vansh Jain		
Sheet Size	A2: 914x1210	Drawing Status:	For Sanction

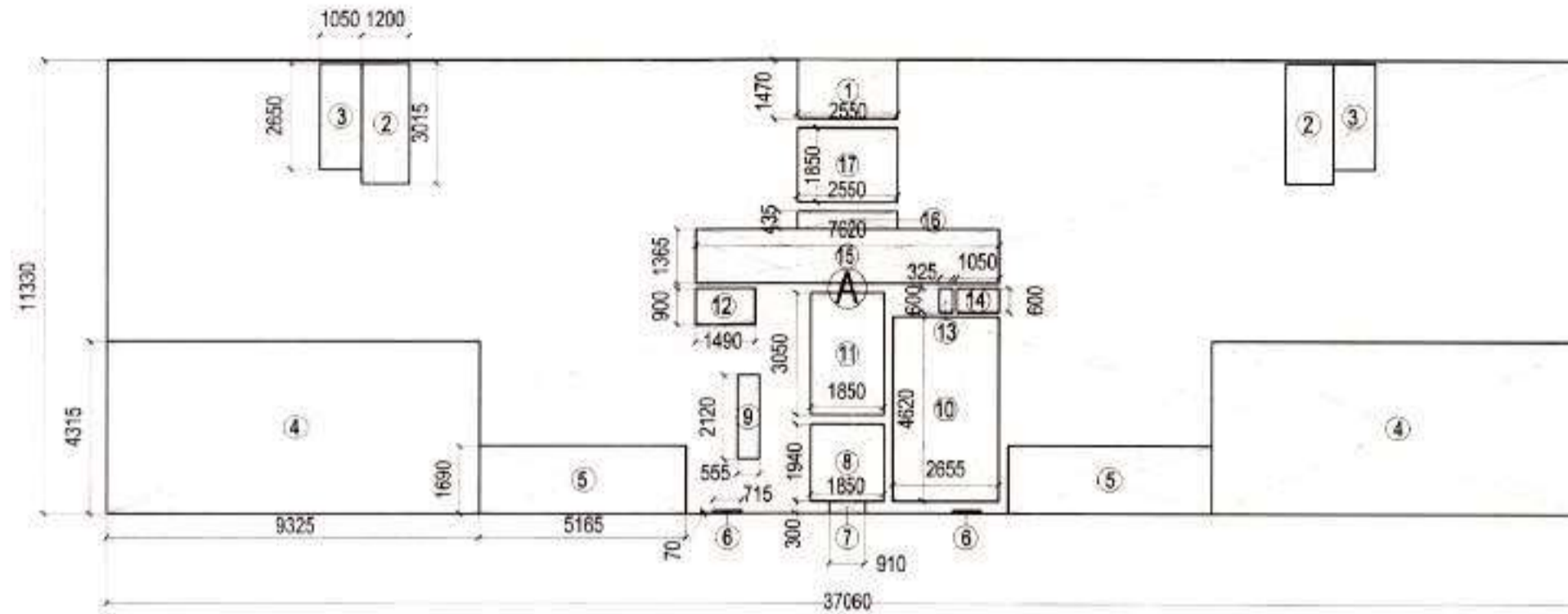


TYPICAL FLOOR FAR DIAGRAM: From 1st Floor till 10th Floor



TYPICAL FLOOR : From 1st Floor till 10th Floor

Valid For Towers B3, B4, B5 and B6



PENTHOUSE UPPER FLOOR FAR DIAGRAM (@12th Floor Level)

PENTHOUSE UPPER FLOOR PLAN (FAR CALCULATION)				
LEGEND	WIDTH (Mtrs)	LENGTH (Mtrs)	Nos.	AREA (Sq.Mtrs)
<b>ADDITIONS</b>				
A	37.06	11.33	1	419.8898
<b>TOTAL ADDITIONS</b>				<b>419.8898</b>
<b>SUBTRACTIONS</b>				
1	2.55	1.47	1	3.7485
2	1.2	3.015	2	7.236
3	1.05	2.65	2	5.565
4	9.325	4.315	2	80.47475
5	5.165	1.69	2	17.4577
6	0.715	0.07	2	0.1001
7	0.91	0.3	1	0.273
8	1.85	1.94	1	3.589
9	0.555	2.12	1	1.1766
10	2.655	4.62	1	12.2661
11	1.85	3.05	1	5.6425
12	1.49	0.9	1	1.341
13	0.325	0.6	1	0.195
14	1.05	0.6	1	0.63
15	7.62	1.365	1	10.4013
16	2.55	0.435	1	1.10925
17	2.55	1.85	1	4.7175
<b>TOTAL SUBTRACTION</b>				<b>155.9233</b>
<b>TOTAL AREA OF PENTHOUSE UPPER FLOOR</b>				<b>263.9665</b>

Authority Stamp:

**SANCTIONED**

To be read in conjunction with memo No. 12062 Dtd. 8/1/13

- All Dimensions & Levels are in mtrs unless otherwise mentioned.
- All Mechanical and Electrical drawings shall be read jointly with the architectural drawings in order to establish a complete set of works.
- The contractor shall verify all dimensions, details, specifications & site conditions & shall report any error, omission and/or discrepancy to the architect before commencement of work.
- For construction purposes, the dimensions shall not be measured directly on the drawings. The drawings shall not be used for construction until they are issued for construction.
- All relevant structural drawings shall be read jointly with the architectural drawings and any discrepancy to be brought to the notice of Architects before execution of work on site.
- All dimensions specified in Architectural drawings shall supersede the service and structure drawings unless otherwise mentioned.
- Refer separate detailed drawing for column and beam location and size.
- Refer separate detailed drawing for Staircases, Ramps, ROP, Elevator Shafts.

SKETCHES INCORPORATED DETAILS

Sketch No.	Date	Issued By	Description

DRAWING ISSUE/REVISION DETAILS

Drawing No.	Date	Issued By	Description

D.T.P. (HQ) Member Secretary B.P.C. *M*  
 S.T.P. (G) Member B.P.C. *M*  
 C.T.P. (Hr) Chairman B.P.C. *M*

Architect's Stamp:

Tanu Mathur, Architect  
 Council of Architecture  
 Registration No. CA/2010/50616

Architects:

Arcop Associates Pvt. Ltd.  
 E-105, Greater Kailash Enclave - I  
 New Delhi, India  
 Ph. 2624 2050 Fax: 2624 2035

Structures:

DESMAN  
 A-53, Second Floor  
 East of Kailash  
 New Delhi-110 065  
 Tel. 26384425; Fax 26836405  
 Email: desman.madhav@gmail.com

Electrical / HVAC:

ENVIROTECH DESIGN PVT. LTD.  
 G-79, 3rd Floor (Above PUMA Showroom)  
 Near Kirti Kunj (Main Road),  
 New Delhi-110025  
 Email: projects@envirotech.in TEL: 25948021

Plumbing / Fire Fighting

ARK CONSULTANTS  
 1/30, Roshan garden-II  
 Kakrola Road, Najafgarh  
 New Delhi-110043

Landscape:

NIP PAYSAGE  
 ARCHITECTES PAYSAGISTES  
 LANDSCAPE ARCHITECTS

Clients:

SHIVA PROFINS PVT. LTD.

Project Title:

PROPOSED BUILDING PLANS OF GROUP HOUSING COLONY AREA, MEASURING NO. 11/30 ACRES, LICENCE NO. 01/2011 DATED 16/08/2011 IN SECTOR AS GURGAON MANEER URBAN COMPLEX BEING DEVELOPED BY SHIVA PROFINS PVT. LTD.

Drawing Title:

Architectural Plan

3BHK+SERVANT Plans Duplex Upper

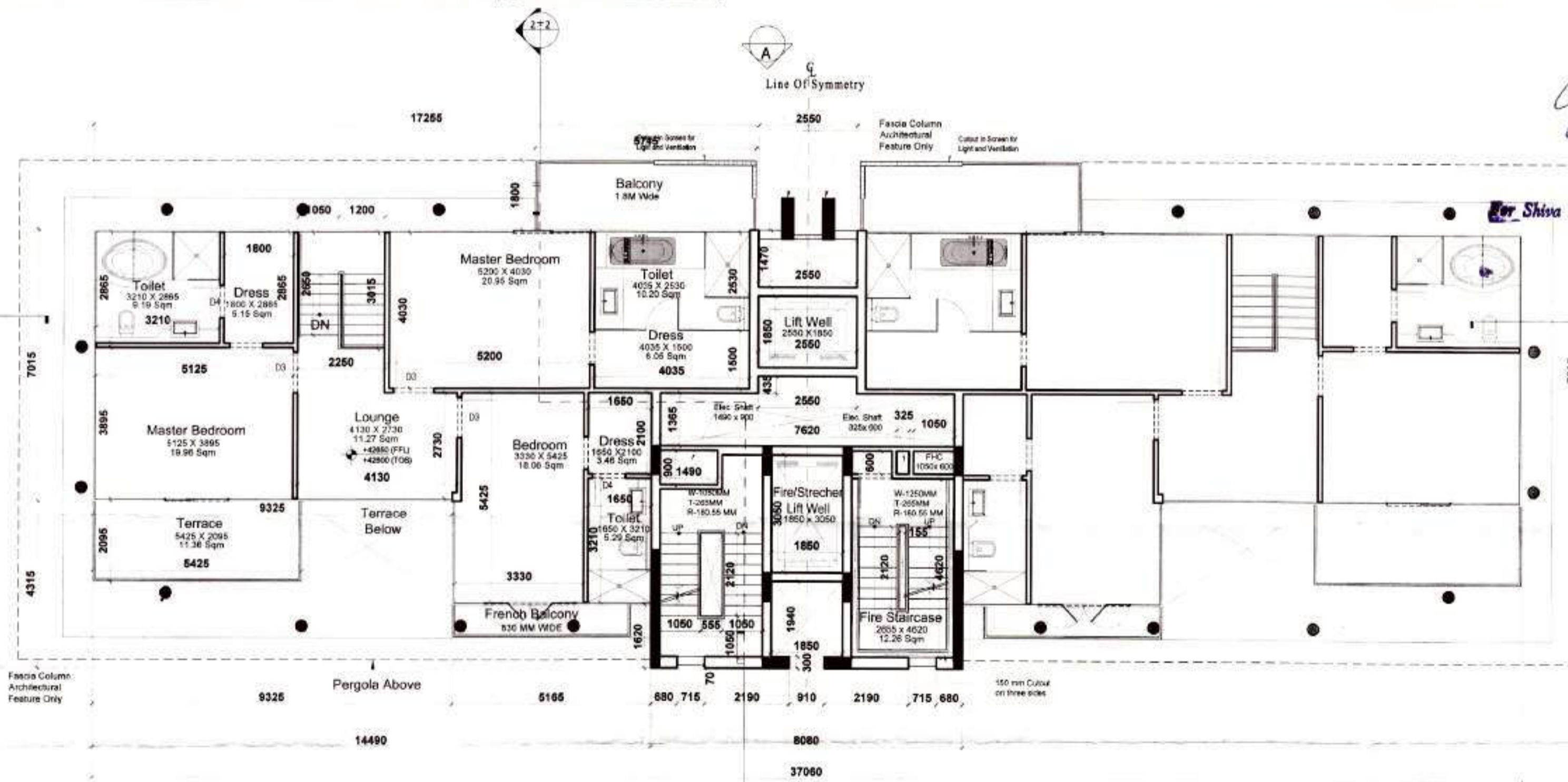
Scale: 1/100 Project No: 2011/75 Rev: 00

Date: 09-05-2013 Drawing No: AR/PLN-3BHK+SERV\_04\_00

Drawn By: Piyush Jain

Checked By: Vinit Jain

Sheet Size: A2-54x42 Drawing Status: For Sanction



PENTHOUSE UPPER LEVEL (@12th Floor Level)

Valid For Towers B3, B4, B5 and B6

PROJECT NO. 03-05 ELEVATION SCALE 20/100

**OPENING SCHEDULE**

FIRE DOORS						
S.NO.	DOOR NO.	ROUGH OPENING		FROM FINISH FLOOR		LOCATION
		WIDTH	HEIGHT	CILL	LINTEL	
1	FD1	1050	2100		2100	STAIRCASE
2	FD2	1000	2100		2100	ELECTRICAL SHAFT
3	FD3	600	2100		2100	ELECTRICAL SHAFT

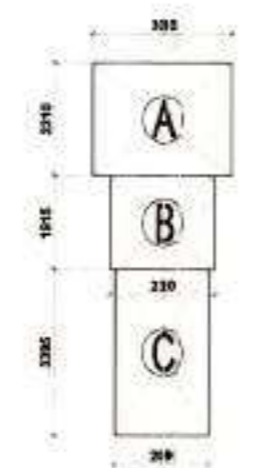
INTERNAL DOORS						
S.NO.	DOOR NO.	ROUGH OPENING		FROM FINISH FLOOR		LOCATION
		WIDTH	HEIGHT	CILL	LINTEL	
1	D1	1200	2100		2100	FOYER
2	D2	750	2100		2100	SERVANT ROOM
3	D3	1050	2100		2100	BEDROOMS
4	D4	850	2100		2100	TOILETS
5	D5	900	2100		2100	TOILETS
6	D6	800	2100		2100	STAIRCASE
7	D7	1500	2100		2100	TOILET

DOOR WINDOW						
S.NO.	DOOR NO.	ROUGH OPENING		FROM FINISH FLOOR		LOCATION
		WIDTH	HEIGHT	CILL	LINTEL	
1	DW1	3650	2500		2600	DRAWING ROOM
2	DW2	2700+785 = 3485	2500		2600	BEDROOM
3	DW3	2040+915 = 2955	2500		2600	BEDROOM
4	DW4	2000	2500		2600	DINING AREA

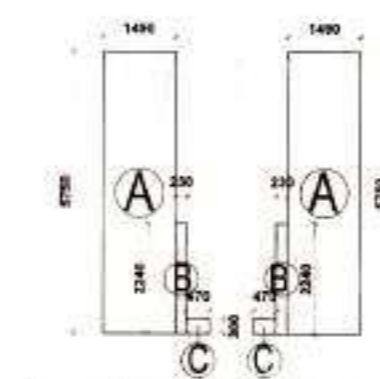
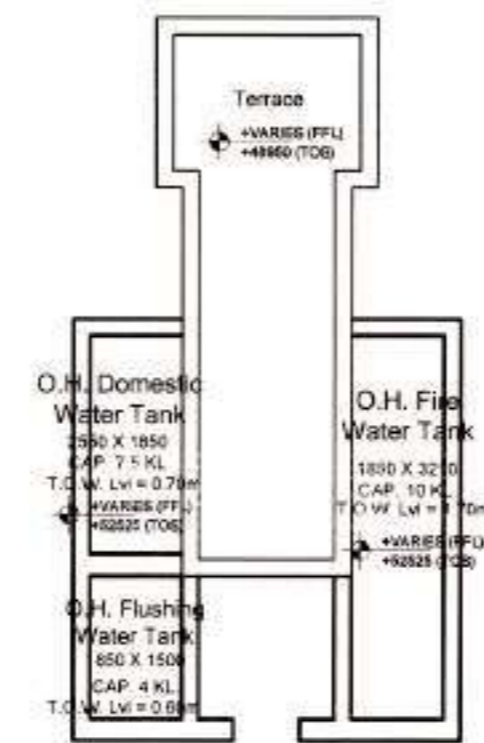
TRAP DOORS						
S.NO.	DOOR NO.	ROUGH OPENING		FROM FINISH FLOOR		LOCATION
		WIDTH	HEIGHT	CILL	LINTEL	
1	TD1	800	2000	100	2100	FHC
2	TD2	415	2000	100	2100	KITCHEN

**OPENING SCHEDULE**

WINDOWS						
S.NO.	DOOR NO.	ROUGH OPENING		FROM FINISH FLOOR		LOCATION
		WIDTH	HEIGHT	CILL	LINTEL	
1	W1	800	2500	100	2600	TOILET
2	W2	1800	2500	100	2600	SERVANT ROOM
3	W3	950	2500	100	2600	TOILET
4	W4	2450	2500	100	2600	BEDROOM
5	W5	1000	2500	100	2600	TOILET
6	W6	800	2000	100	2100	LIFT MACHINE ROOM



covered Area of Machine Room  
 $A+B+C = (3.010 \times 2.310) + (2.310 \times 1.915) + (2.080 \times 3.395)$   
 $= 6.9531 + 4.4236 + 7.0616$   
 $= 18.43835 \text{ sq. Mtr}$



Covered Area of Water tank  
 $2 \times (A+B+C) = 2 \times ((1.49 \times 5.75) + (0.23 \times 2.24) + (0.47 \times 0.300))$   
 $= 2 \times (8.5675 + 0.5152 + 0.141)$   
 $= 2(9.2237)$   
 $= 18.4474$

**SANCTIONED**

To be read in conjunction with memo No. 48267 Dtd. 8/9/13

- Authority Stamp
- All Dimensions & Levels are in mm unless otherwise mentioned.
  - All Mechanical and Electrical drawings shall be read jointly with the architectural drawings in order to establish a complete set of notes.
  - The contractor shall verify all dimensions, details, specifications & site conditions & shall report any error, omission and/or discrepancy to the architect before commencement of work.
  - For certain site processes, the dimensions shall not be measured directly on the drawings. The drawings shall not be used for construction until they are issued for construction.
  - All relevant structural drawings shall be read jointly with the architectural drawings and any discrepancy to be brought to the notice of Architect before execution of work on site.
  - All material specified in Architectural drawings shall supersede the technical and structural drawings unless otherwise mentioned.
  - Refer separate detailed drawing for rod and sleeve location and size.
  - Refer separate detailed drawing for staircase, Ramps, RCP, Stair Room.

SKETCHES INCORPORATED DETAILS

Sketch No.	Date	Issued By	Description

DRAWING ISSUE/REVISION DETAILS

Drawing No.	Date	Issued By	Description
D-22 (HQ)		S.T.P. (G)	C.T.P. (H)
Member Secretary		Member	Chairman
B.P.C.		B.P.C.	B.P.C.

For Shiva Profins (P) Ltd.  
 Director/As

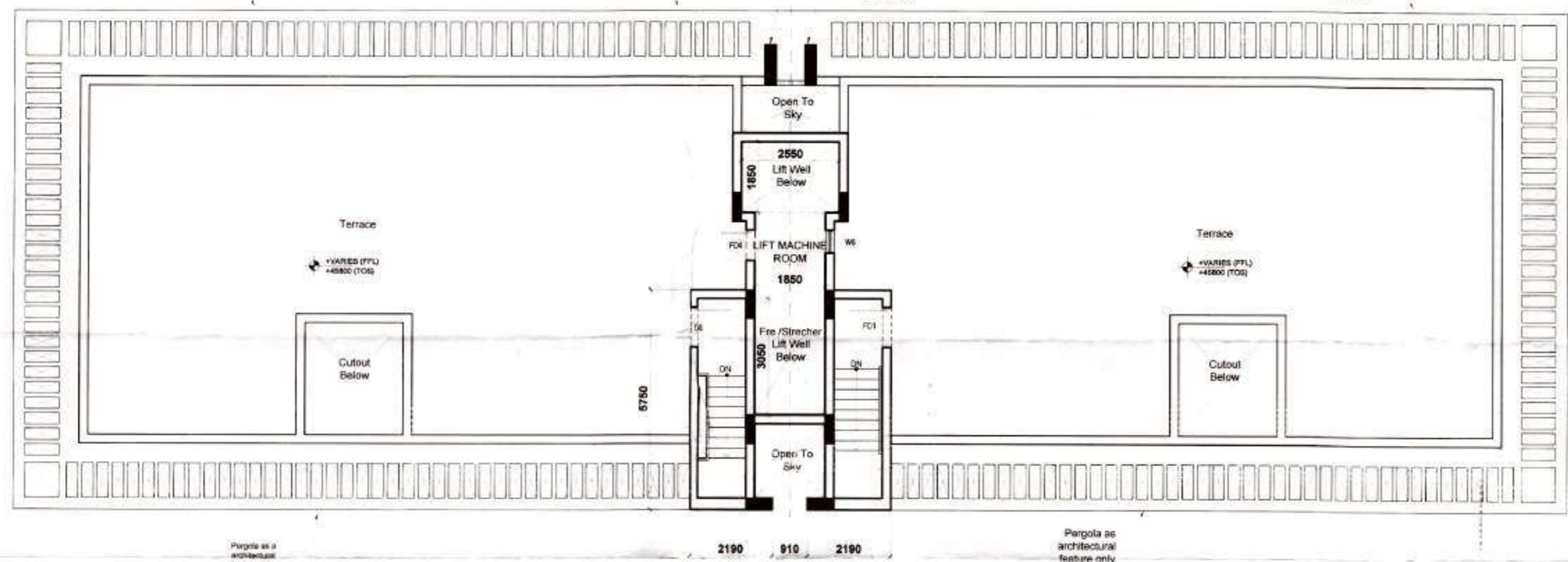
Architect's Stamp  
**Tanu Mathur, Architect**  
 Council of Architecture  
 Registration No. CA/2010/50516

Pergola as a architectural feature only

Pergola as a architectural feature only

Fascia Column Architectural Feature Only

Pergola as a architectural feature only



**TERRACE LEVEL**

Valid For Towers B3, B4, B5 and B6

Architects:  
**Arco Associates Pvt. Ltd.**  
 E-106, Greater Kailash Enclave - I  
 New Delhi, India  
 Ph. 2624 2050 Fax: 2624 2035

Structures:  
**DESMAN**  
 A-53, Second Floor  
 East of Kailash  
 New Delhi 110 065  
 Tel: 26638405 Fax 26638405  
 Email: desman.mathur@gmail.com

Electrical / HVAC:  
**ENVIROTECH DESIGN PVT. LTD.**  
 G-79, 3rd Floor (Above PUMA Showroom)  
 Near Kalindi Kunj (Main Road),  
 New Delhi - 110025  
 Email: projects@envirotech.in TEL: 29948091

Plumbing / Fire Fighting  
**ARK CONSULTANTS**  
 1/30, Roshan garden-B  
 Kirti Road, Najafgarh  
 New Delhi - 110043

Landscape:  
**NIP PAYSAGE**  
 ARCHITECTS PAYSAGISTES  
 LANDSCAPE ARCHITECTS

Clients:  
**SHIVA PROFINS PVT. LTD.**

Project Title:  
 PROPOSED BUILDING PLANS OF GROUP HOUSING COLONY AREA  
 MEASURING 11.90 ACRES (OR MORE) IN SECTOR-16 SURROUNDING VANDANA URBAN COMPLEX-2ND  
 DEVELOPED BY SHIVA PROFINS PVT. LTD.

Drawing Title:  
 Architectural Plan

Scale	Project No.	Date	Revision
1:80	221175	09-02-2013	

Drawn By: **Pratik Jain** AR / PLN-3BHK+SERV\_05\_00  
 Checked By: **Varun Jain**  
 Sheet Size: A2-594 X 2 Drawing Status: For Sealer

To be read in conjunction with memo No. 8302 Dtd. 3/18/13

Authority Stamp  
 D.P. (O) Member Secretary  
 S.T.P. (G) Member B.P.C.  
 J. K. (Hr.) Chairman B.P.C.

AD, JB, SD, ATP

- All Dimensions & Levels are in mm unless otherwise mentioned.
- All Mechanical and Electrical drawings shall be read jointly with the architectural drawings in order to establish a complete list of works.
- The contractor shall verify all dimensions, details, specifications & site conditions & shall report any error, omission and/or anomaly to the architect before commencement of work.
- For construction purposes, the dimensions shall not be measured directly on the drawings. The drawings shall not be used for construction until they are issued for construction.
- All relevant structural drawings shall be read jointly with the architectural drawings and any discrepancy to be brought to the notice of Architects before execution of work on site.
- All dimensions specified in Architectural drawings shall supersede the services and structural drawings unless otherwise mentioned.
- Refer separate detailed drawing for cutout and sleeve location and sizes.
- Refer separate detailed drawing for Staircases, Ramps, RCP Blower Rooms.

SKETCHES INCORPORATED DETAILS

Sketch No.	Date	Issued By	Description

DRAWING ISSUE/REVISION DETAILS

Drawing No.	Date	Issued By	Description

Architect's Stamp

Architects :  
 Arcop Associates Pvt. Ltd.  
 E-106, Greater Kailash Enclave - I  
 New Delhi, India  
 Ph : 2624 2050 Fax : 2624 2035

Structures :  
 DESMAN  
 A-53, Second Floor  
 East of Kailash  
 New Delhi 110 065  
 Tel. : 26836405; Fax 26836405  
 Email : desman.madhav@gmail.com

Electrical / HVAC :  
 ENVIROTECH DESIGN PVT. LTD.  
 G-79, 3rd Floor (Above PUMA Showroom)  
 Near Kalindi Kunj (Main Road),  
 New Delhi -110025  
 Email: projects@envirotech.in TEL: 29948061

Plumbing / Fire Fighting  
 ARK CONSULTANTS  
 1/30, Roshan garden-II  
 Kakrola Road, Najafgarh  
 New Delhi -110043

Landscape :  
 NIPPAYASAGE  
 ARCHITECTES PAYSAGISTES  
 LANDSCAPE ARCHITECTS

Clients:  
 For Shiva Profins (P) Ltd  
 SHIVA PROFINS PVT. LTD.  
 Director/Asst

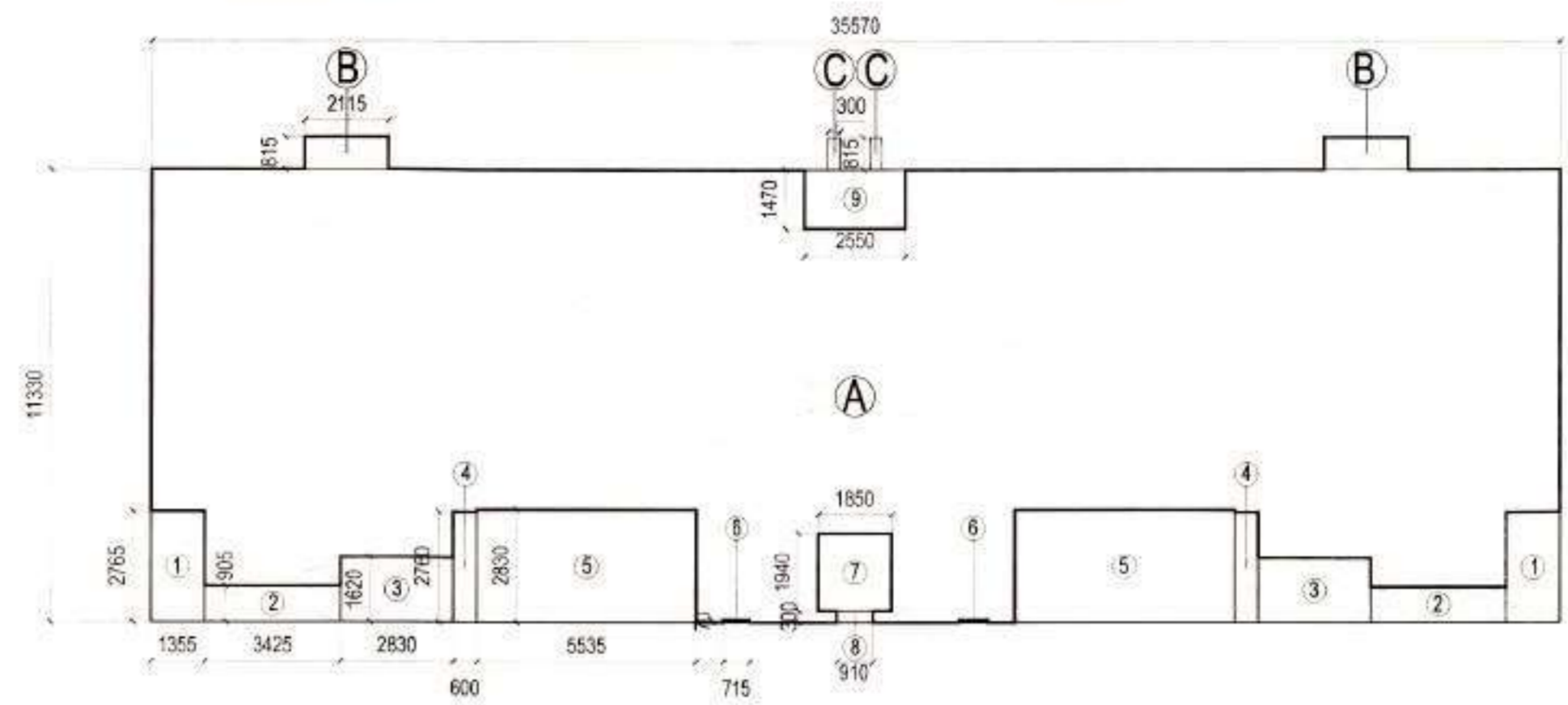
Project Title :  
 PROPOSED BUILDING PLANS OF GROUP HOUSING COLONY AREA  
 MEASURING 11.029 ACRES SURVEY NO 81 OF 2011 DATED 16.09.2011  
 IN SECTOR-85 GURGAON MANESAR URBAN COMPLEX BEING  
 DEVELOPED BY SHIVA PROFINS PVT. LTD.

Drawing Title :  
 Architectural Plan

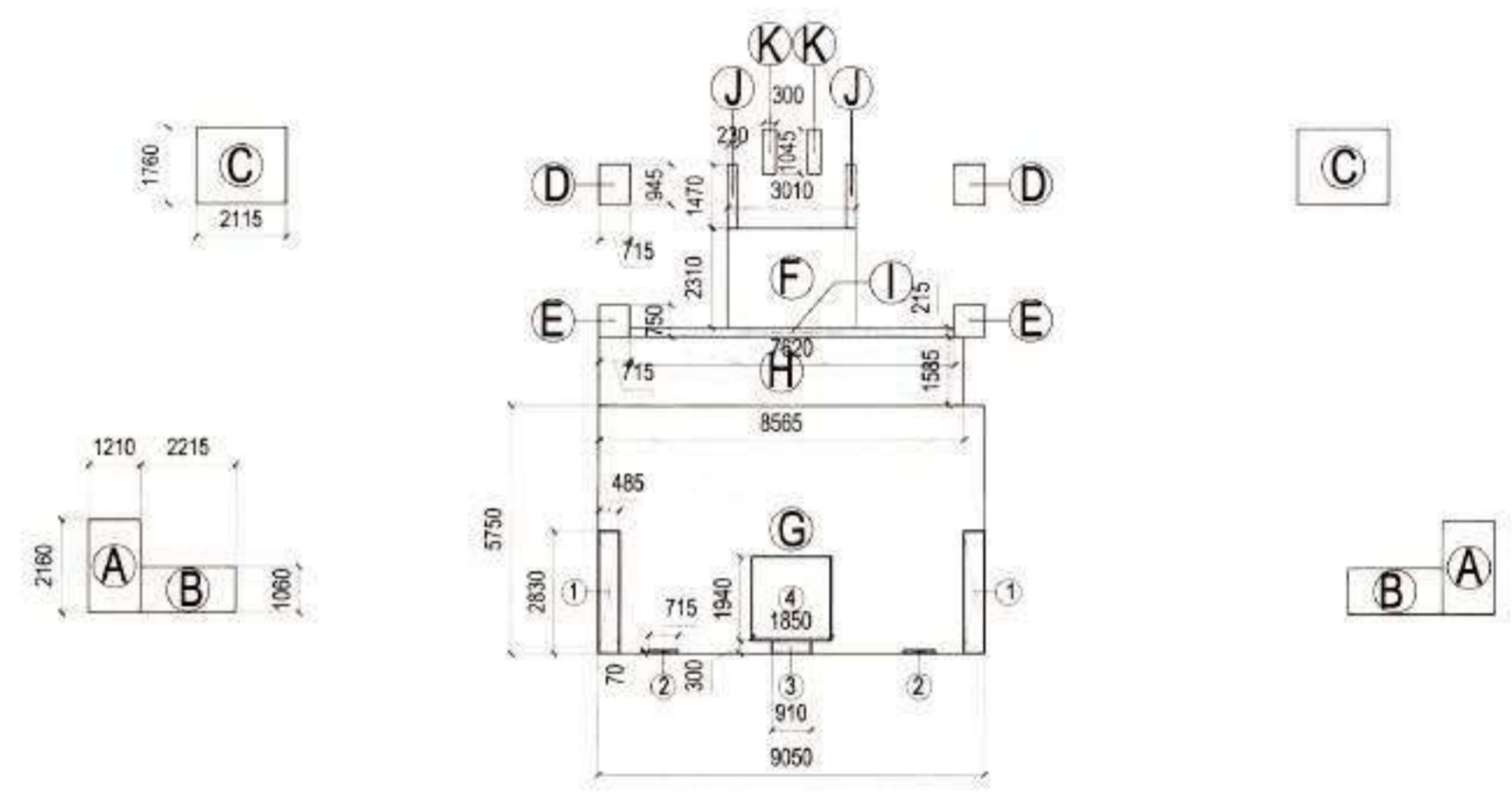
Scale	Project No.	Date	Rev.
1:100	2011/75	09-03-2013	00

**GROUND Coverage (3BHK)**

LEGEND	WIDTH (Mtrs)	LENGTH (Mtrs)	Nos.	AREA (Sq.Mtrs)
<b>ADDITIONS</b>				
A	35.57	11.33	1	403.0081
B	2.115	0.815	2	3.44745
C	0.3	0.815	2	0.489
<b>TOTAL ADDITIONS</b>				<b>406.94455</b>
<b>SUBTRACTIONS</b>				
1	1.355	2.765	2	7.49315
2	3.425	0.905	2	6.19925
3	2.83	1.62	2	9.1692
4	0.6	2.76	2	3.312
5	5.535	2.83	2	31.3281
6	0.715	0.07	2	0.1001
7	1.85	1.94	1	3.589
8	0.91	0.3	1	0.273
9	2.55	1.47	1	3.7485
<b>TOTAL SUBTRACTION</b>				<b>65.2123</b>
<b>Total Ground Coverage</b>				<b>341.73225</b>



GROUND COVERAGE AREA DIAGRAM

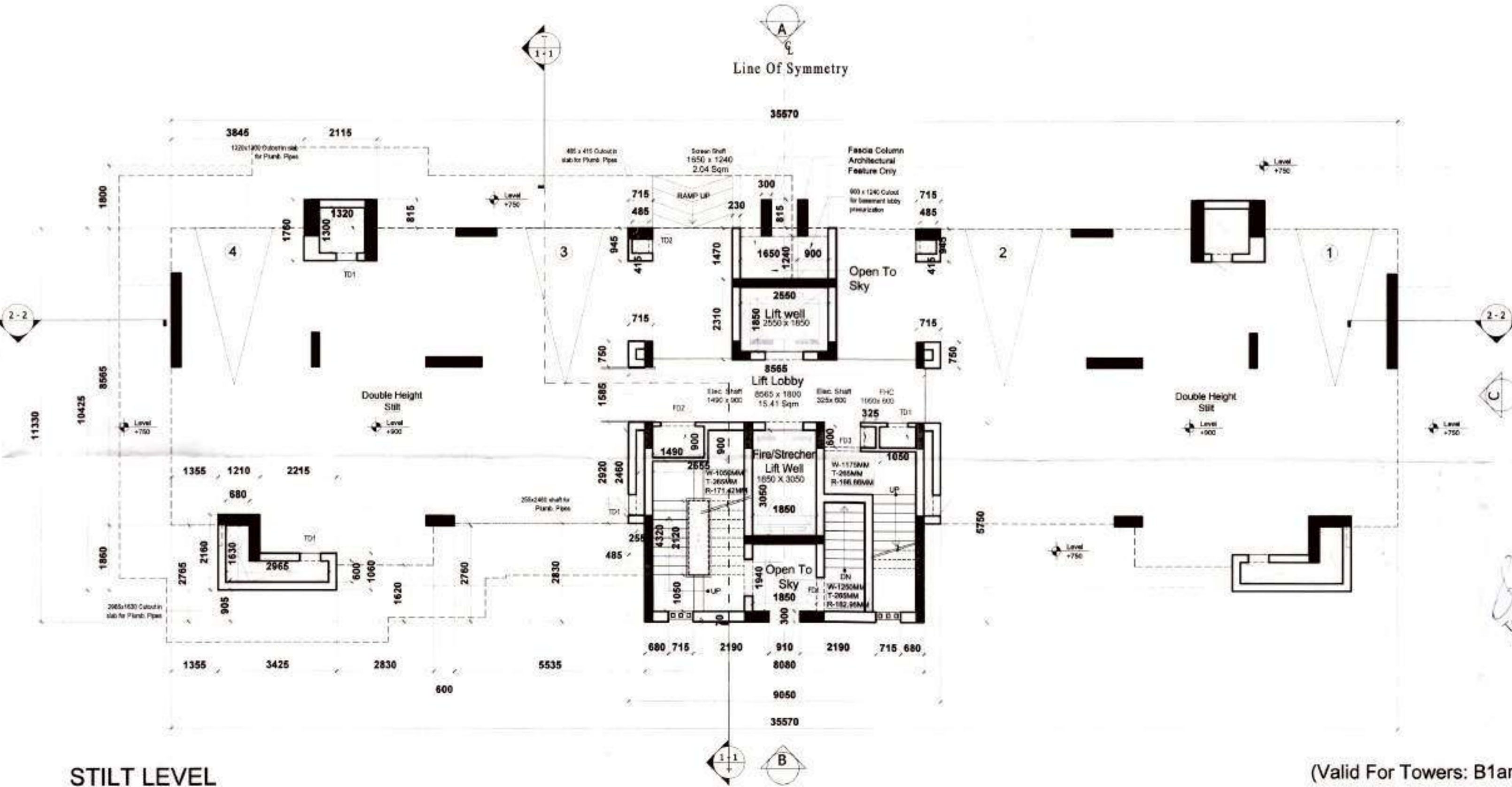


GROUND FLOOR FAR DIAGRAM

Levels (3bhk)	FSI (sq. mtr)	FSI (sq. mtr)
Stilt Level	88.5920	88.5920
Typical Level x 12	302.8557 x 12	3634.2684
Pent house (Lower Level)	227.4633	227.4633
Pent house (Upper Level)	214.445	214.445
Terrace Level		
<b>Total</b>		<b>4164.7687</b>

Ground Coverage : 341.73 Sq.Mtr

Permissible Parking At Stilt Level : (@ 30 Sq M per ECS)	8 ECS
ECS Provided at Stilt Level :	04



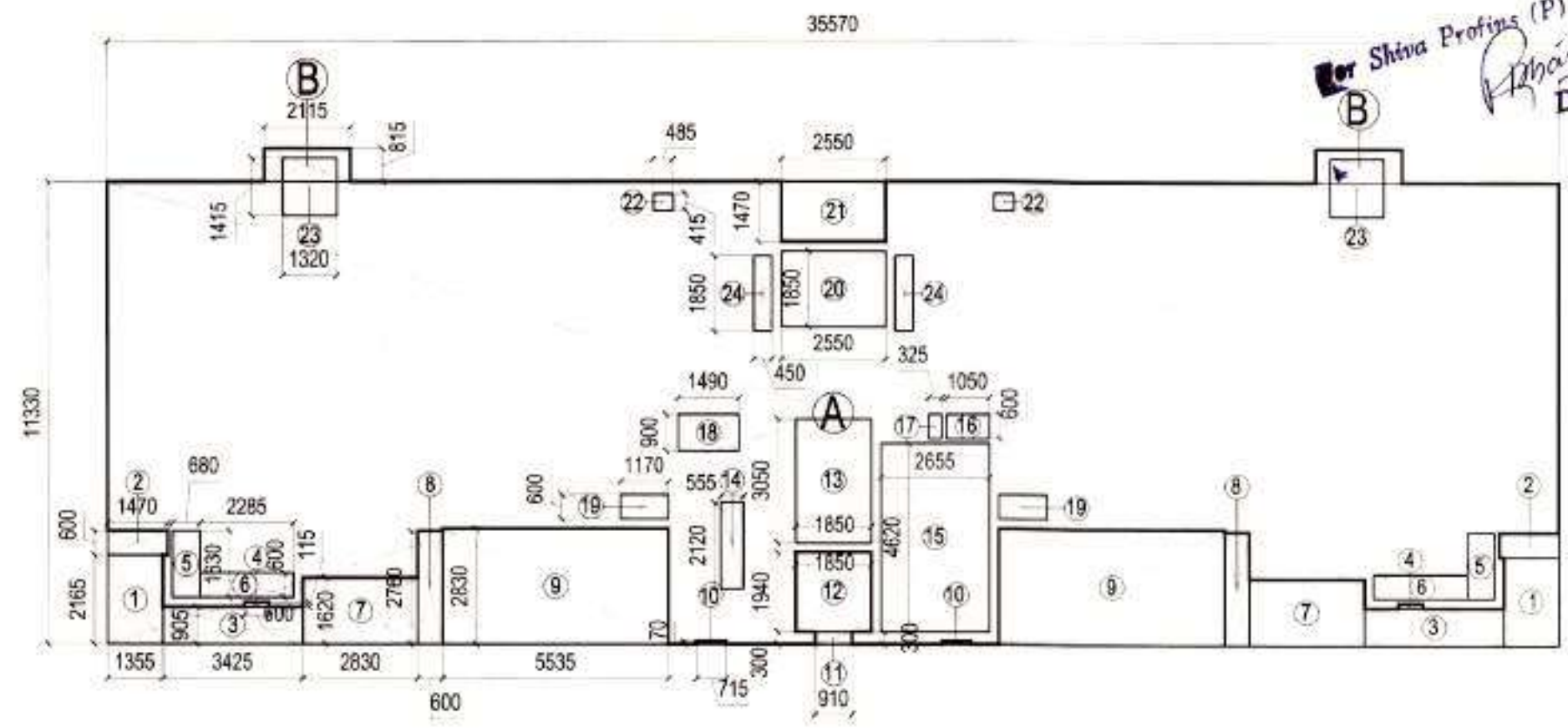
STILT LEVEL

(Valid For Towers: B1 and B2)

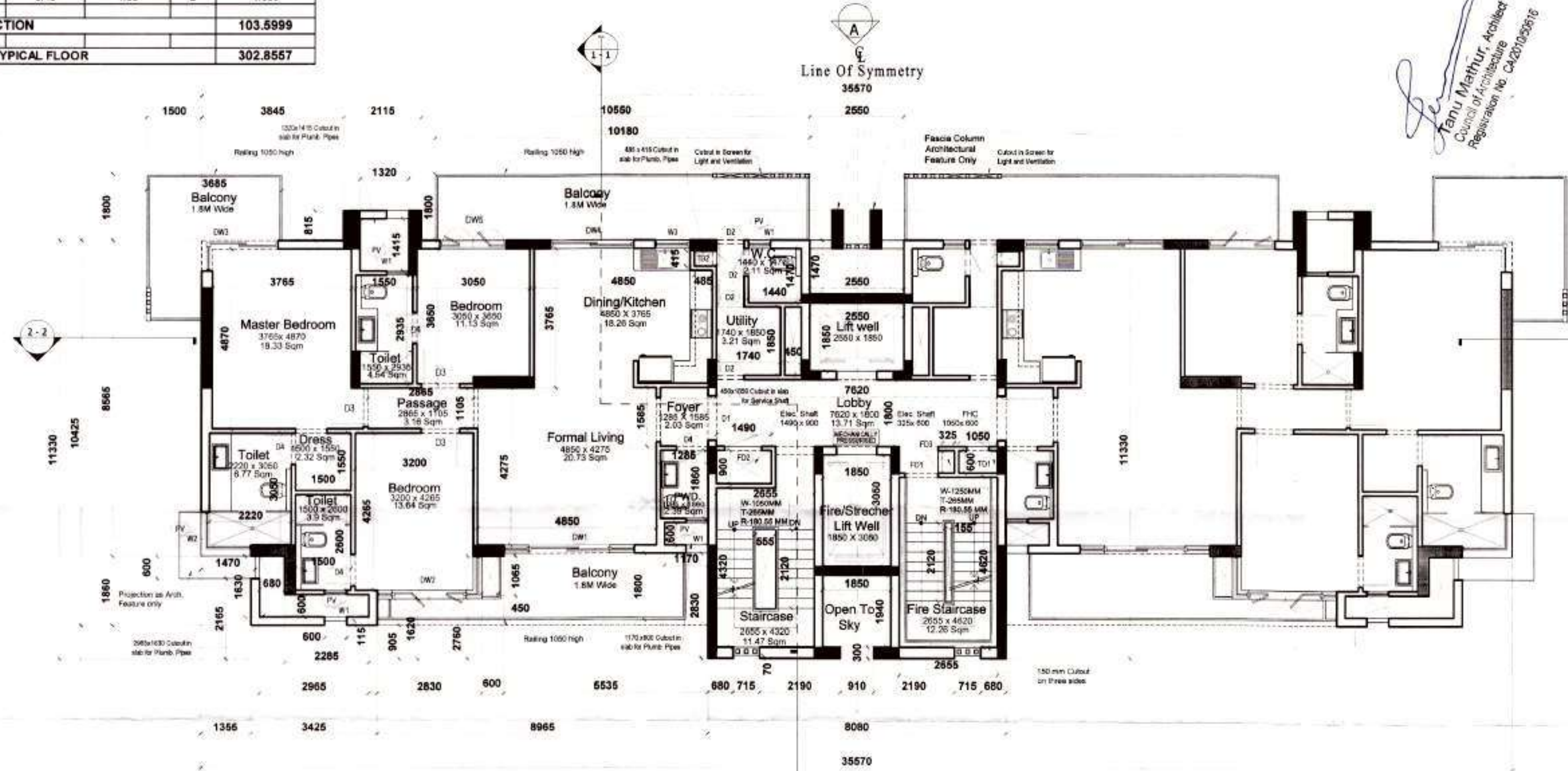
For Shiva Profins (P) Ltd  
 Director/Asst

To be read in conjunction with memo No. 1302 Dtd 8/8/13

TYPICAL FLOOR PLAN (FAR CALCULATION)				
LEGEND	WIDTH (Mtrs)	LENGTH (Mtrs)	Nos.	AREA (Sq. Mtrs)
<b>ADDITIONS</b>				
A	35.57	11.33	1	403.0081
B	2.115	0.815	2	3.44745
<b>TOTAL ADDITIONS</b>				<b>406.45555</b>
<b>SUBTRACTIONS</b>				
1	1.355	2.165	2	5.86715
2	1.47	0.6	2	1.764
3	3.425	0.905	2	6.19625
4	0.8	0.115	2	0.138
5	0.68	1.63	2	2.2168
6	2.295	0.6	2	2.742
7	2.83	1.62	2	9.1692
8	0.8	2.76	2	3.312
9	5.535	2.83	2	31.3281
10	0.715	0.07	2	0.1001
11	0.91	0.3	1	0.273
12	1.85	1.94	1	3.589
13	1.85	3.05	1	5.6425
14	0.555	2.12	1	1.1768
15	2.66	4.82	1	12.243
16	1.05	0.6	1	0.63
17	0.325	0.8	1	0.195
18	1.49	0.9	1	1.341
19	1.17	0.6	2	1.404
20	2.55	1.85	1	4.7175
21	2.55	1.47	1	3.7485
22	0.485	0.415	2	0.40255
23	1.32	1.415	2	3.7366
24	0.45	1.85	2	1.665
<b>TOTAL SUBTRACTION</b>				<b>103.5999</b>
<b>TOTAL AREA OF TYPICAL FLOOR</b>				<b>302.8557</b>



TYPICAL FLOOR FAR DIAGRAM (From 1st Floor to 12th Floor)



TYPICAL FLOOR : (From 1st Floor to 12th Floor)

For Shiva Profins (P) Ltd  
Director

Janu Mathur, Architect  
Council of Architects  
Registration No. CA201030516

- Authority Stamp
- All Dimensions & Levels are in meters unless otherwise mentioned.
  - All Mechanical and Electrical drawings shall be read jointly with the architectural drawings in order to establish a complete set of works.
  - The contractor shall verify all dimensions, details, specifications & site conditions & shall report any error, omission and/or anomaly to the architect before commencement of work.
  - For construction purposes, the dimensions shall not be measured directly on the drawings. The drawings shall not be used for construction until they are issued for construction.
  - All items in structural drawings shall be read jointly with the architectural drawings and any discrepancy to be brought to the notice of Architects before execution of work on site.
  - All dimensions specified in Architectural drawings shall supersede the structural drawings unless otherwise mentioned.
  - Rate schedule detailed drawing for cutout and glass location and size.
  - Refer separate detailed drawing for cutout and glass location and size.

SKETCHES INCORPORATED DETAILS

Sketch No.	Date	Issued By	Description

DRAWING ISSUE/REVISION DETAILS

Drawing No.	Date	Issued By	Description

Architect's Stamp

Architects:  
Arco Associates Pvt. Ltd.  
E-106, Greater Kailash Enclave - I  
New Delhi, India  
Ph: 2624 2050 Fax: 2624 2035

Structures:  
DESMAN  
A-53, Second Floor  
East of Kailash  
New Delhi 110 065  
Tel: 26336405, Fax: 26636405  
Email: desman.mechav@gmail.com

Electrical / HVAC:  
ENVIROTECH DESIGN PVT. LTD.  
G-79, 3rd Floor (Above PUMA Showroom)  
Near Kalindi Kunj (Main Road),  
New Delhi - 110025  
Email: projects@envirotech.in TEL: 29948091

Plumbing / Fire Fighting  
ARK CONSULTANTS  
130, Roshan garden-II  
Kakrola Road, Najafpuri  
New Delhi - 110043

Landscapes:  
NIPPAVSAGE  
ARCHITECTES PAYSAGISTES  
LANDSCAPE ARCHITECTS

Clients:  
SHIVA PROFINS PVT. LTD.

Project Title:  
PROPOSED BUILDING PLANS OF GROUP HOUSING COLONY AREA  
MEASURING 11000 SQ. METERS (GROSS) TO BE OF 2011 DATED 18.08.2011  
IN SECTOR-85, GARDEN MANEVAR URBAN COMPLEX BEING  
DEVELOPED BY SHIVA PROFINS PVT. LTD.

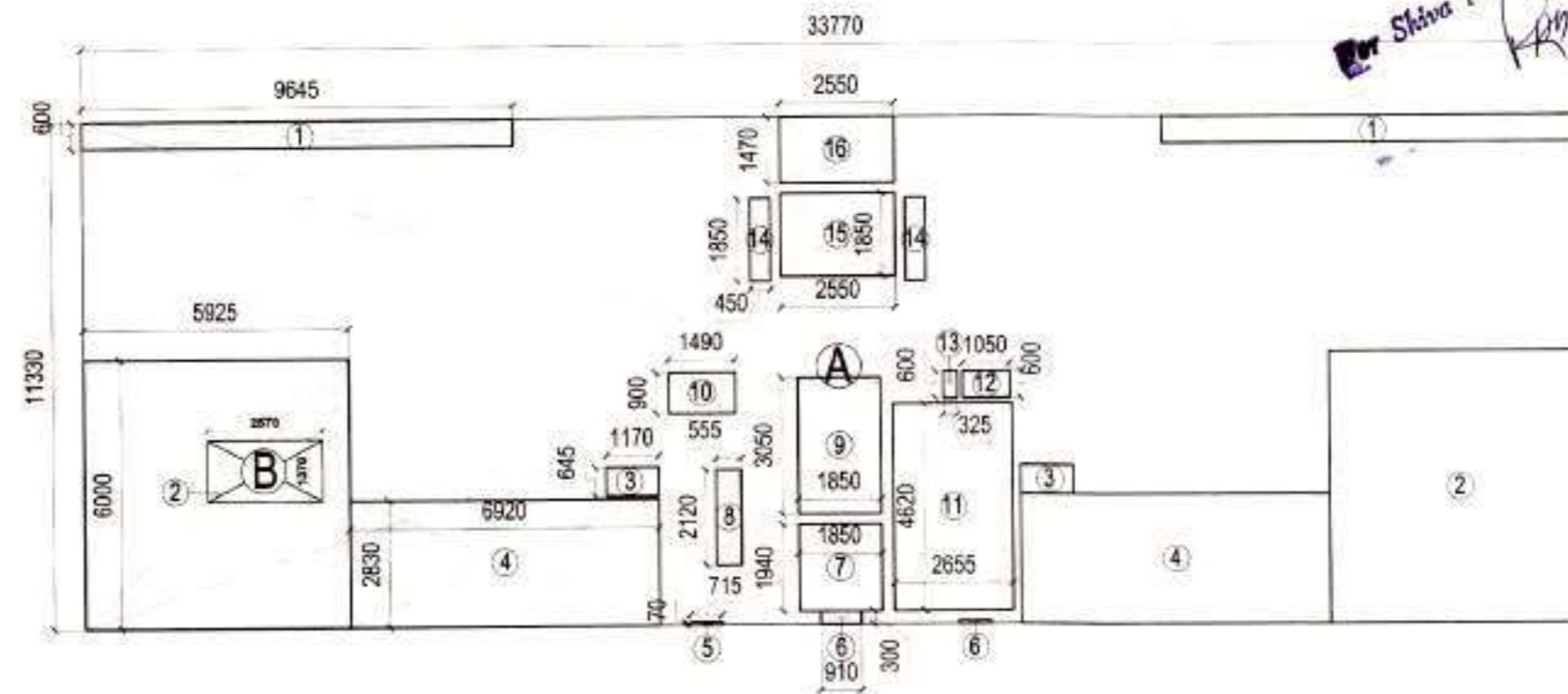
Drawing Title:  
Architectural Plan

3 BHK Plan (Towers B1 and B2) (Typical)

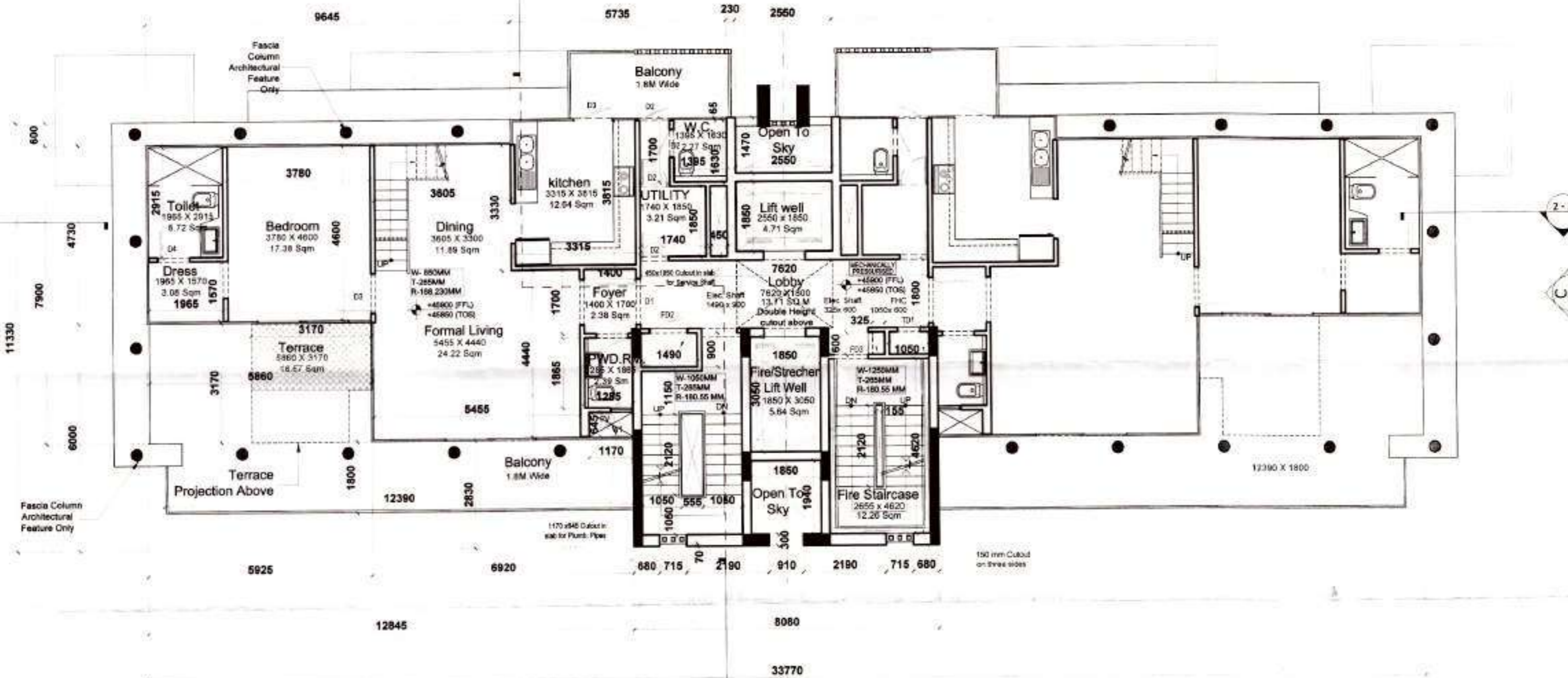
Scale: 1:10	Project No: 2011/05	Rev:
Date: 06-05-2013	Drawing No:	
Drawn By: Prayansh Jain		
Checked By: Varun Jain		
Sheet Size: A2 90x123	Drawing Status: For Sanction	

(Valid For Towers: B1 and B2)

PENTHOUSE LOWER FLOOR PLAN (FAR CALCULATION)				
LEGEND	WIDTH (Mtrs)	LENGTH (Mtrs)	Nos.	AREA (Sq.Mtrs)
<b>ADDITIONS</b>				
A	33.77	11.33	1	382.6141
B	2.57	1.37	1	3.5209
<b>TOTAL ADDITIONS</b>				<b>386.135</b>
<b>SUBTRACTIONS</b>				
1	9.645	0.6	2	11.574
2	5.925	6	2	71.1
3	1.17	0.645	2	1.5093
4	6.92	2.83	2	39.1672
5	0.715	0.07	2	0.1001
6	0.91	0.3	1	0.273
7	1.85	1.94	1	3.589
8	0.555	2.12	1	1.1766
9	1.85	3.05	1	5.6425
10	1.49	0.9	1	1.341
11	2.65	4.62	1	12.243
12	1.05	0.6	1	0.63
13	0.325	0.6	1	0.195
14	0.45	1.85	2	1.665
15	2.55	1.85	1	4.7175
16	2.55	1.47	1	3.7485
<b>TOTAL SUBTRACTION</b>				<b>158.6717</b>
<b>TOTAL AREA OF PENTHOUSE LOWER FLOOR</b>				<b>227.4633</b>



PENTHOUSE LOWER FLOOR FAR DIAGRAM(13th Floor Level)



PENTHOUSE LOWER FLOOR (13th Floor Level)

(Valid For Towers: B1 and B2)

Shiva Profins (P) Ltd  
Director/Asst

Authority Stamp

**SANCTIONED**

To be read in conjunction with memo No \_\_\_\_\_ Dtd. \_\_\_\_\_

- All Dimensions & Levels are in mm unless otherwise mentioned.
- All Mechanical and Electrical drawings shall be read jointly with the architectural drawings in order to establish a complete set of works.
- The contractor shall verify all dimensions, details, specifications & site conditions & shall report any error, omission or discrepancy to the architect before commencement of work.
- For construction purposes, the dimensions shall not be measured directly on the drawings. The drawings shall not be used for construction until they are fixed for construction.
- All relevant structural drawings shall be read jointly with the architectural drawings and any discrepancy to be brought to the notice of Architects before execution of work on site.
- All dimensions specified in Architectural drawings shall supersede the schedule and shall take digg lines wherever mentioned.
- Refer separate detailed drawing for column and beam location and size.
- Refer separate detailed drawing for staircase, Ramps, ROP, Power Rooms.

SKETCHES INCORPORATED DETAILS

Sketch No.	Date	Issued By	Description

DRAWING ISSUE/REVISION DETAILS

Drawing No.	Date	Issued By	Description

Architect's Stamp

Manu Mathur, Architect  
Council of Architecture  
Registration No. CA2210539516

D.P.P. (HQ) Member Secretary B.P.C.  
S.T.P. (G) Member B.P.C.  
Chairman B.P.C.

Architects:

Arco Associates Pvt. Ltd.  
E-105, Greater Kailash Enclave - I  
New Delhi, India  
Ph: 2624 2050 Fax: 2624 2035

Structures:

DESMAN  
A-53, Second Floor  
East of Kailash  
New Delhi 110 065  
Tel: 26038405, Fax 26636405  
Email: desman.mathur@gmail.com

Electrical / HVAC:

ENVIROTECH DESIGN PVT. LTD.  
G-79, 3rd Floor (Above PUMA Showroom)  
Near Kalindi Kunj (Main Road),  
New Delhi - 110025 TEL: 29946297  
Email: projects@envirotech.in

Plumbing / Fire Fighting:

ARK CONSULTANTS  
1/30, Roshan garden-II  
Karela Road, Narela  
New Delhi - 110043

Landscape:

NIP PAYSAGE  
ARCHITECTES PAYSAGISTES  
LANDSCAPE ARCHITECTS

Clients:

SHIVA PROFINS PVT. LTD.

Project Title:

PROPOSED BUILDING PLANS OF GROUP HOUSING COLONY AREA  
MEASURING 11.09 ACRES (IN NO. 81 OF 2011 DATED 16.02.2011)  
IN SECTION-85 CLUSTERS WARRER/URBAN COMPLEX BEING  
DEVELOPED BY SHIVA PROFINS PVT. LTD.

Drawing Title:

Architectural Plan

3 BHK Plan (Towers B1 and B2) (Duplex)

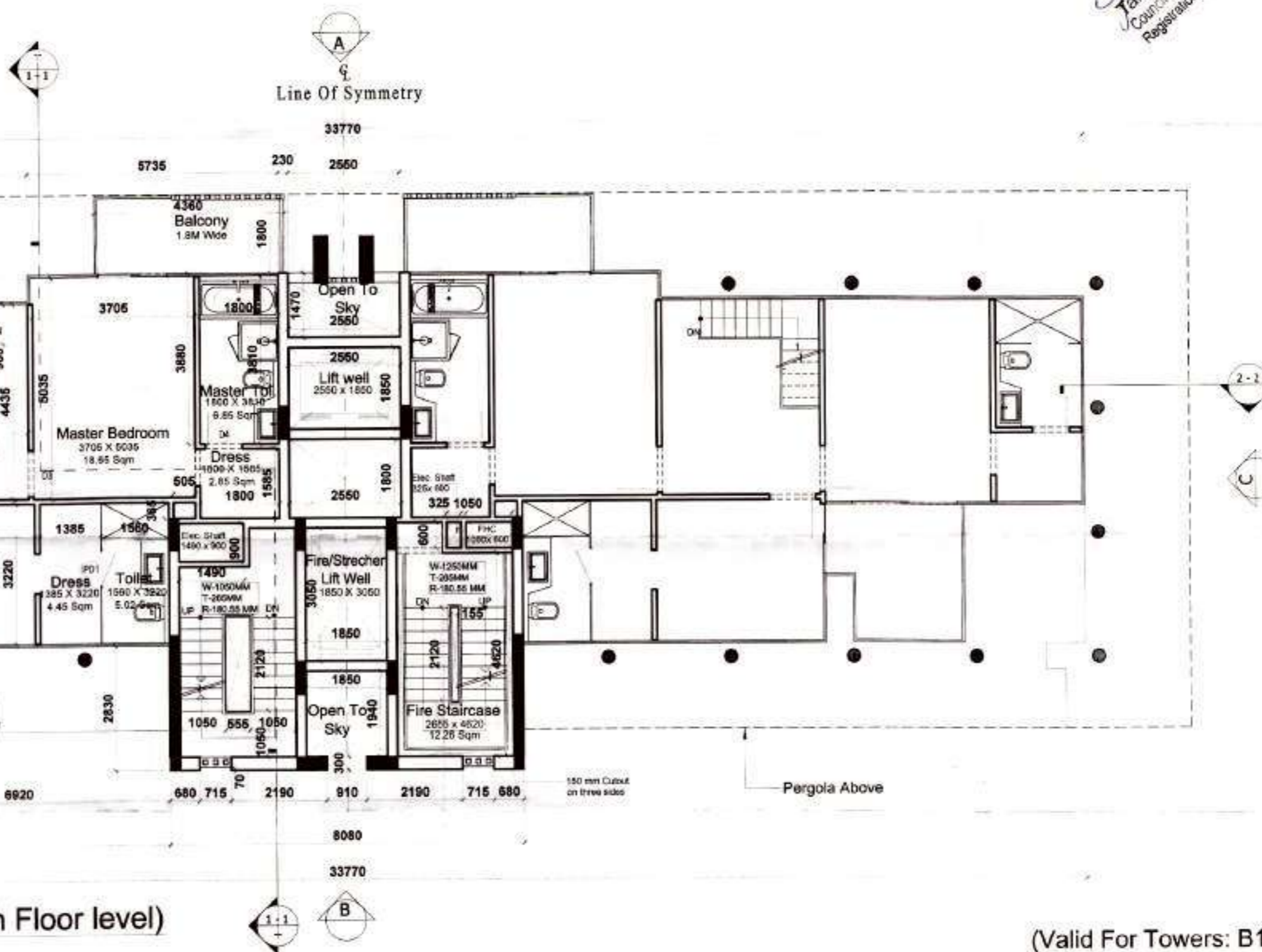
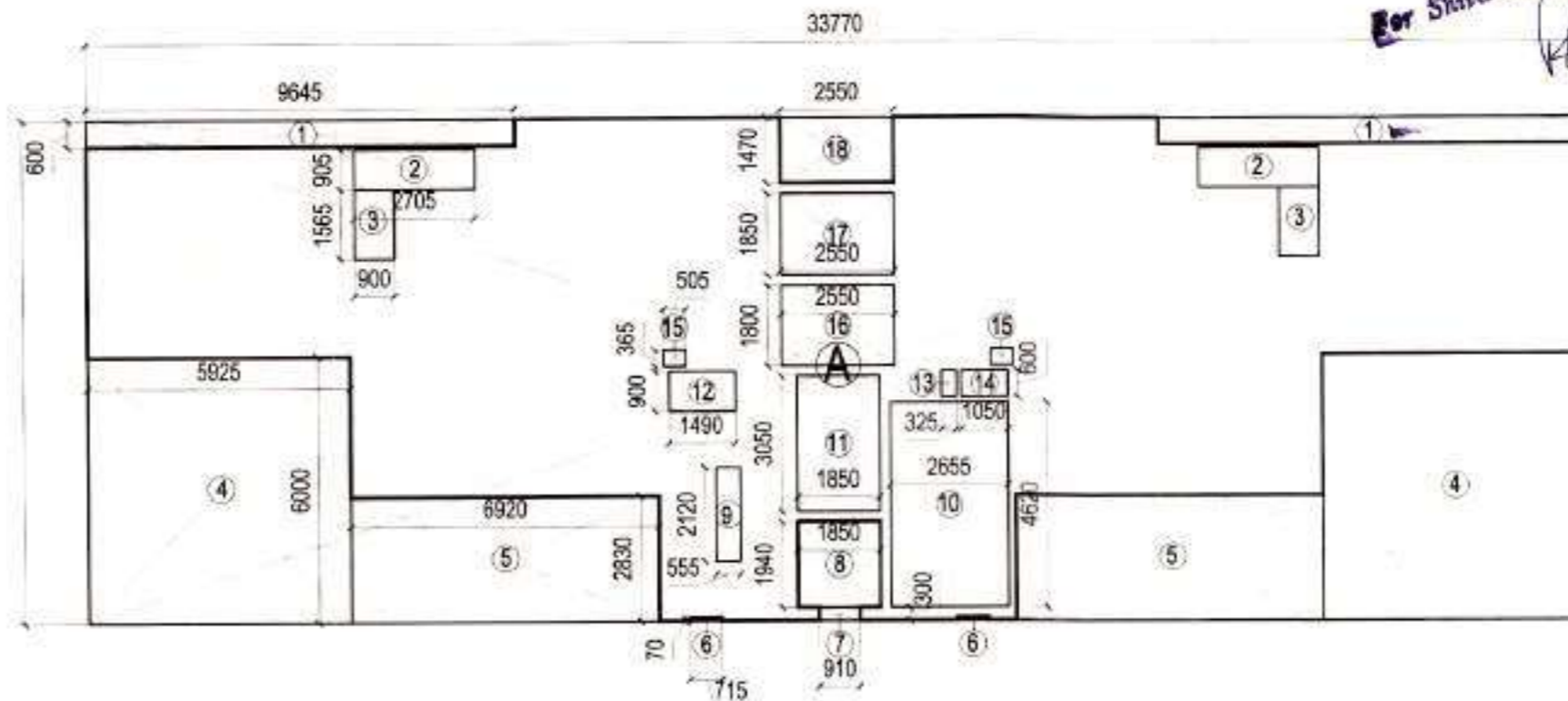
Scale	1:100	Project No.	2011/75	Rev.
Date:	08-03-2013	Drawing No.:	AR / PLN-3BHK_03	00
Drawn By:	Riyank Jain	Checked By:	Manu Mathur	
Sheet No.:	A2-56x 420	Drawing Status:	For Section	



**PENTHOUSE UPPER FLOOR PLAN (FAR CALCULATION)**

LEGEND	WIDTH (Mtrs)	LENGTH (Mtrs)	Nos.	AREA (Sq.Mtrs)
<b>ADDITIONS</b>				
A	33.77	11.33	1	382.6141
<b>TOTAL ADDITIONS</b>				<b>382.6141</b>
<b>SUBTRACTIONS</b>				
1	9.645	0.6	2	11.574
2	2.705	0.905	2	4.89605
3	0.9	1.565	2	2.817
4	5.925	6	2	71.1
5	6.92	2.83	2	39.1672
6	0.715	0.07	2	0.1001
7	0.91	0.3	1	0.273
8	1.85	1.94	1	3.589
9	0.555	2.12	1	1.1766
10	2.65	4.62	1	12.243
11	1.85	3.05	1	5.6425
12	1.49	0.9	1	1.341
13	0.325	0.6	1	0.195
14	1.05	0.6	1	0.63
15	0.505	0.365	2	0.36865
16	2.55	1.8	1	4.59
17	2.55	1.85	1	4.7175
18	2.55	1.47	1	3.7485
<b>TOTAL SUBTRACTION</b>				<b>168.1691</b>
<b>TOTAL AREA OF PENTHOUSE UPPER FLOOR</b>				<b>214.445</b>

**PENTHOUSE UPPER FLOOR FAR DIAGRAM (14th Floor level)**



**PENTHOUSE UPPER FLOOR (14th Floor level)**

(Valid For Towers: B1 and B2)

For Shiva Profins (P) Ltd.  
Director/A.S.

Authority Stamp

**SANCTIONED**

To be read in conjunction with memo No. 5267 Dtd. 28/1/13

- All Dimensions & Levels are in mm unless otherwise mentioned.
- All Member and Structural drawings shall be read jointly with the architectural drawings in order to establish a complete set of work.
- The contractor shall verify all dimensions, details, specifications & site conditions & shall report any error, omission and/or anomaly to the architect before commencement of work.
- For common work purposes, the dimensions shall not be measured directly on the drawings. The drawings shall not be used for construction and they are issued for construction.
- All relevant structural drawings shall be read jointly with the architectural drawings and any discrepancy to be brought to the notice of Architect before execution of work on site.
- All drawings specified in Architectural scope shall supersede the services and structural scope unless otherwise mentioned.
- Refer separate detailed drawing for column and column location and size.
- Refer separate detailed drawing for Doors, Windows, RCP Floor Slabs.

**SKETCHES INCORPORATED DETAILS**

Sketch No.	Date	Issued By	Description

**DRAWING ISSUE/REVISION DETAILS**

Drawing No.	Date	Issued By	Description

Tanu Mathur, Architect  
Council of Architecture  
Registration No. CA2010453616

D.T.P. (HQ)  
Member Secretary  
B.P.C.  
S.T.P. (G)  
Member  
B.P.C.  
C.T.P. (Hr.)  
Chairman  
B.P.C.  
AD, JB, SO, NS, ATP

Architect's Stamp

**Architects:**  
Arcop Associates Pvt. Ltd.  
E-108, Greater Kailash Enclave - I  
New Delhi, India  
Ph: 2624 2050 Fax: 2624 2036

**Structures:**  
DESMAN  
A-53, Second Floor  
East of Kailash  
New Delhi 110 065  
Tel: 26334405, Fax 26834405  
Email: desman.mathur@gmail.com

**Electrical / HVAC:**  
ENVIROTECH DESIGN PVT. LTD.  
G-78, 3rd Floor (Above PUMA Showroom)  
Near Kalindi Kunj (Main Road),  
New Delhi - 110025 TEL: 29948597  
Email: projects@envirotech.in

**Plumbing / Fire Fighting:**  
ARK CONSULTANTS  
1/30, Roohan garden-II  
Kakrola Road, Najafgarh  
New Delhi - 110043

**Landscape:**  
NIPPAYSAJE  
ARCHITECTS PAYSAGISTES  
LANDSCAPE ARCHITECTS

**Clients:**  
SHIVA PROFINS PVT. LTD.

**Project Title:**  
PROPOSED BUILDING PLANS OF GROUP HOUSING COLONY AREA  
MEASURING 11.93 ACRES (ILLUSION NO. B1 OF 2111 DATED 16.08.2011)  
IN SECTION 86, (PUNJABI) MANSAR URBAN COMPLEX BEING  
DEVELOPED BY SHIVA PROFINS PVT. LTD.

**Drawing Title:**  
Architectural Plan  
3 BHK Plan (Towers B1 and B2) (Duplex upper floor)  
Scale: 1/30 Project No: 2011/75 Rev: 1  
Date: 06/10/2013 Drawing No:  
Drawn by: Piyank Jain AR / PLN-3BHK\_04\_00  
Checked By: Varun Jain  
Sheet Size: A0-594x420 Drawing Status: For Sanction

OPENING SCHEDULE						
FIRE DOORS						
S.NO.	DOOR NO.	ROUGH OPENING WIDTH(MM)	HEIGHT(MM)	FROM FINISH FLOOR CILL(MM)	LINTEL(MM)	LOCATION
1	FD1	1000	2100	2100	2100	STAIRCASE
2	FD2	1000	2100	2100	2100	ELECTRICAL SHAFT
3	FD3	600	2100	2100	2100	ELECTRICAL SHAFT
4	FD4	600	2100	2100	2100	LIFT MACHINE ROOM

INTERNAL DOORS						
S.NO.	DOOR NO.	ROUGH OPENING WIDTH(MM)	HEIGHT(MM)	FROM FINISH FLOOR CILL(MM)	LINTEL(MM)	LOCATION
1	D1	1200	2100	2100	2100	FOYER
2	D2	750	2100	2100	2100	SERVANT ROOM
3	D3	1050	2100	2100	2100	BEDROOMS
4	D4	850	2100	2100	2100	TOILETS
5	D5	1050	2100	2100	2100	STAIRCASE

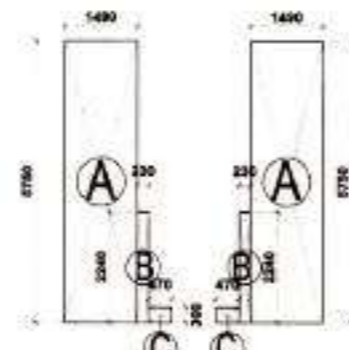
  

DOOR WINDOW						
S.NO.	DOOR NO.	ROUGH OPENING WIDTH(MM)	HEIGHT(MM)	FROM FINISH FLOOR CILL(MM)	LINTEL(MM)	LOCATION
1	DW1	3638	2600	2600	2600	DRAWING ROOM
2	DW2	2600+910 = 3510	2600	2600	2600	BEDROOM
3	DW3	1700+600 = 2300	2600	2600	2600	BEDROOM
4	DW4	2250	2600	2600	2600	DINING/KITCHEN AREA
5	DW5	1800	2600	2600	2600	BEDROOM

TRAP DOORS						
S.NO.	DOOR NO.	ROUGH OPENING WIDTH(MM)	HEIGHT(MM)	FROM FINISH FLOOR CILL(MM)	LINTEL(MM)	LOCATION
1	TD1	600	2000	100	2100	FHC PLUMB SHAFT
2	TD2	415	2000	100	2100	KITCHEN

OPENING SCHEDULE						
WINDOWS						
S.NO.	DOOR NO.	ROUGH OPENING WIDTH(MM)	HEIGHT(MM)	FROM FINISH FLOOR CILL(MM)	LINTEL(MM)	LOCATION
1	W1	800	2500	100	2600	TOILET
2	W2	1125+900=2025	2500	100	2600	TOILET
3	W3	950	2500	100	2600	TOILET
4	W4	900	2100	100	2100	LIFT MACHINE ROOM



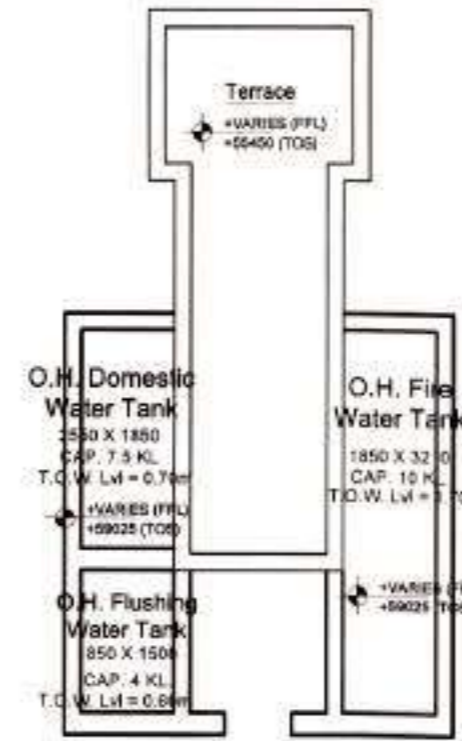
Covered Area of Water tank

$$2 \times (A+B+C) = 2 \times [(1.49 \times 5.75) + (0.23 \times 2.24) + (0.47 \times 0.300)]$$

$$= 2 \times (8.5675 + 0.5152 + 0.141)$$

$$= 2(9.2237)$$

$$= 18.4474$$



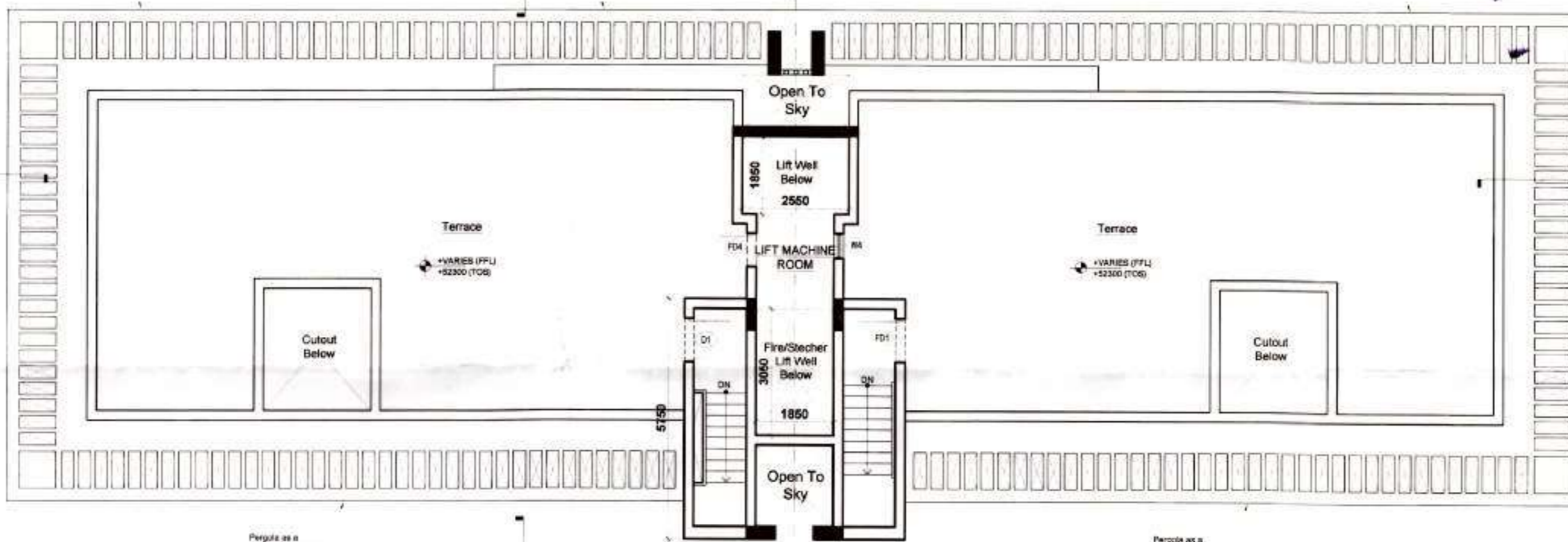
covered Area of Machine Room

$$A+B+C = (3.010 \times 2.310) + (2.310 \times 1.915) + (2.080 \times 3.395)$$

$$= 6.9531 + 4.42365 + 7.0616$$

$$= 18.43835 \text{ sq Mtr}$$

For Shiva Profins (P) Ltd  
 Director/Asst.



TERRACE LEVEL

(Valid For Towers: B1 and B2)

Authority Stamp

# SANCTIONED

To be read in conjunction with memo No. 4226 Dtd. 8/8/13

- All Dimensions & Levels are in millimeters unless otherwise mentioned.
- All structural and Electrical drawings shall be read jointly with the architectural drawings in order to establish a complete set of works.
- The contractor shall verify all dimensions, details, specifications & etc. on-site & shall report any error, omission and/or discrepancy to the architect before commencement of work.
- For construction purposes, the dimensions shall not be measured directly on the drawings. The drawings shall not be used for construction until they are issued for construction.
- All relevant structural drawings shall be read jointly with the architectural drawings and any discrepancy to be brought to the notice of the architect before execution of work on site.
- All dimensions specified in Architectural drawings shall supersede the services and structural drawings unless otherwise mentioned.
- Refer separate detailed drawing for column and beam location and sizes.
- Refer separate detailed drawing for Staircases, Ramps, RCP Slabs, etc.

SKETCHES INCORPORATED DETAILS

Sketch No.	Date	Issued By	Description

DRAWING ISSUE/REVISION DETAILS

Drawing No.	Date	Issued By	Description

Architect's Stamp

Architects:

ARCOP ASSOCIATES PVT. LTD.  
 E-106, Greater Kailash Enclave - I  
 New Delhi, India  
 Ph: 2624 2060 Fax: 2624 2035

Structures:

DESMAN  
 A-53, Second Floor  
 East of Kailash  
 New Delhi 110 065  
 Tel: 26136405; Fax 26836406  
 Email: desman.madhav@gmail.com

Electrical / HVAC:

ENVIROTECH DESIGN PVT. LTD.  
 G-78, 3rd Floor (Above PUMA Showroom)  
 Near Kalindi Kunj (Main Road),  
 New Delhi - 110025  
 Email: projects@envirotech.in TEL: 29948297

Plumbing / Fire Fighting

ARK CONSULTANTS  
 1/30, Roohani garden-II  
 Kaloria Road, Najafgarh  
 New Delhi - 110043

Landscape:

NIP PAYSAGE  
 ARCHITECTES PAYSAGISTES  
 LANDSCAPE ARCHITECTS

Clients:

SHIVA PROFINS PVT. LTD.

Project Title:

PROPOSED BUILDING PLANS OF GROUP HOUSING COLONY AREA  
 MEASURING 11.034 ACRES SURCHANCE NO. 81 OF 2011 DATED 18.09.2011  
 IN SECTOR 85, SURROUNDING MAIN SAR URBAN COMPLEX BEING  
 DEVELOPED BY SHIVA PROFINS PVT. LTD.

Drawing Title:

Architectural Plan

3 BHK Plan (Towers B1 and B2) (Terrace)

Scale	1:50	Project No.	2011/75	Rev.
Date	09-03-2013	Drawing No.		
Drawn By	Rishika Jain	AR / PLN-3BHK_05	00	
Checked By	Vijay Jain			
Sheet Size	A2 594 X 420	Drawing Status	For Sanction	

Authority Stamp  
 Member Secretary  
 S.T.P. (G) Member B.P.C.  
 Chairman B.P.C.

AD AB SD HI ATP

- All Dimensions & Levels are in mm unless otherwise mentioned.
- All Mechanical and Electrical drawings shall be read jointly with the architectural drawings in order to establish a complete set of works.
- The contractor shall verify all dimensions, details, specifications & site conditions & shall report any error, omission and/or anomaly to the architect before commencement of work.
- For construction purposes, the dimensions shall not be measured directly on the drawings. The drawings shall not be used for construction until they are issued for construction.
- All relevant structural drawings shall be read jointly with the architectural drawings and any discrepancy to be brought to the notice of Architects before execution of work on site.
- All dimensions specified in Architectural drawings shall supersede the services and structural drawings unless otherwise mentioned.
- Refer separate detailed drawing for cutout and sieve location and sizes.
- Refer separate detailed drawing for Staircases, Ramps, RCP Blower Rooms.

SKETCHES INCORPORATED DETAILS

Sketch No.	Date	Issued By	Description

DRAWING ISSUE/REVISION DETAILS

Drawing No.	Date	Issued By	Description

Architect's Stamp

Architects:  
 Arcop Associates Pvt. Ltd.  
 E-106, Greater Kailash Enclave - I  
 New Delhi, India  
 Ph. 2624 2050 Fax : 2624 2035

Structures:  
 DESMAN  
 A-53, Second Floor  
 East of Kailash  
 New Delhi 110 065  
 Tel. : 26836405; Fax 26836405  
 Email : desman.madhav@gmail.com

Electrical / HVAC:  
 ENVIROTECH DESIGN PVT. LTD.  
 G-79, 3rd Floor (Above PUMA Showroom)  
 Near Kalindi Kunj (Main Road),  
 New Delhi - 110025  
 Email: projects@envirotech.in TEL: 29948091

Plumbing / Fire Fighting  
 ARK CONSULTANTS  
 1/30, Roshan garden-II  
 Kakrola Road, Najafgarh  
 New Delhi - 110043

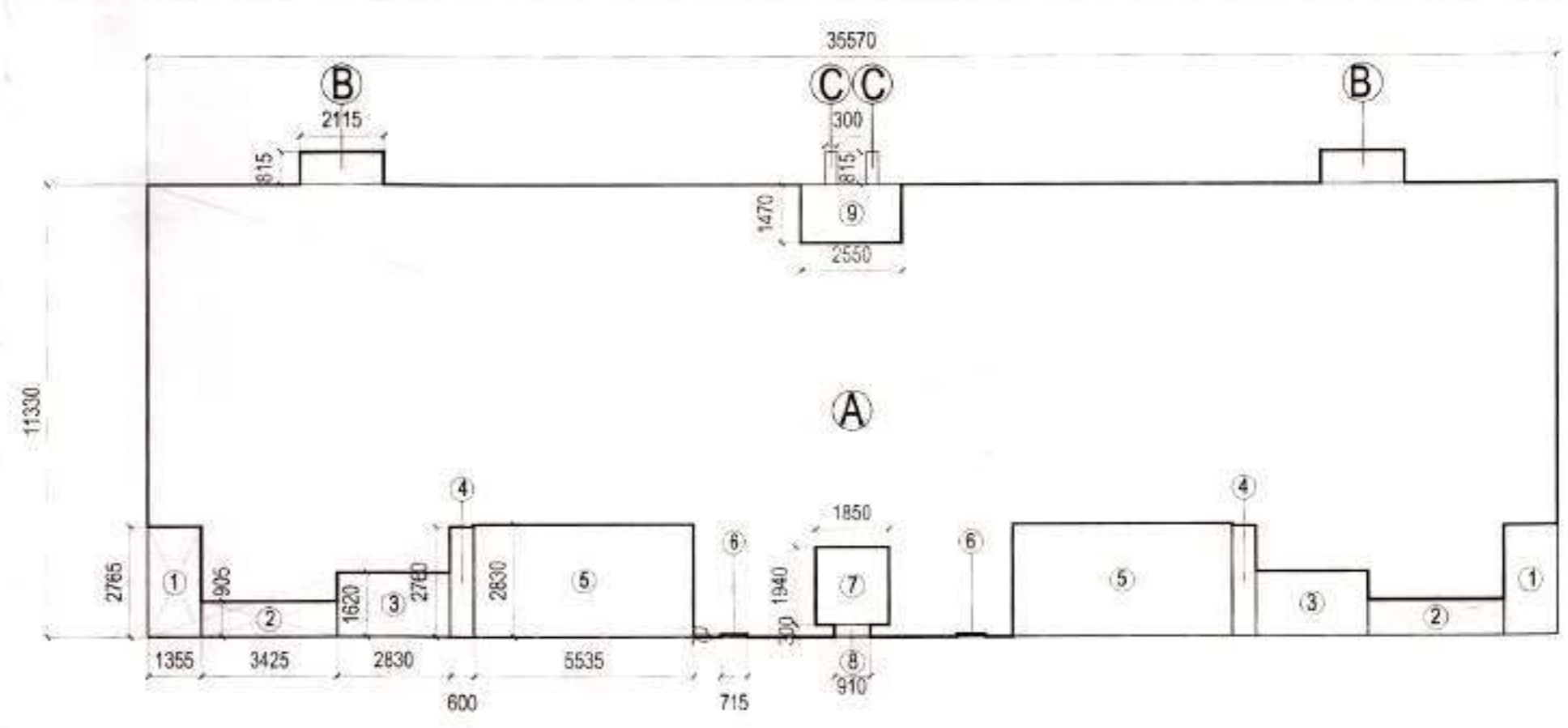
Landscape:  
 NIP PAYSAGE  
 ARCHITECTES PAYSAGISTES  
 LANDSCAPE ARCHITECTS

Clients:  
 For Shiva Profins (P) Ltd.  
 SHIVA PROFINS PVT. LTD.

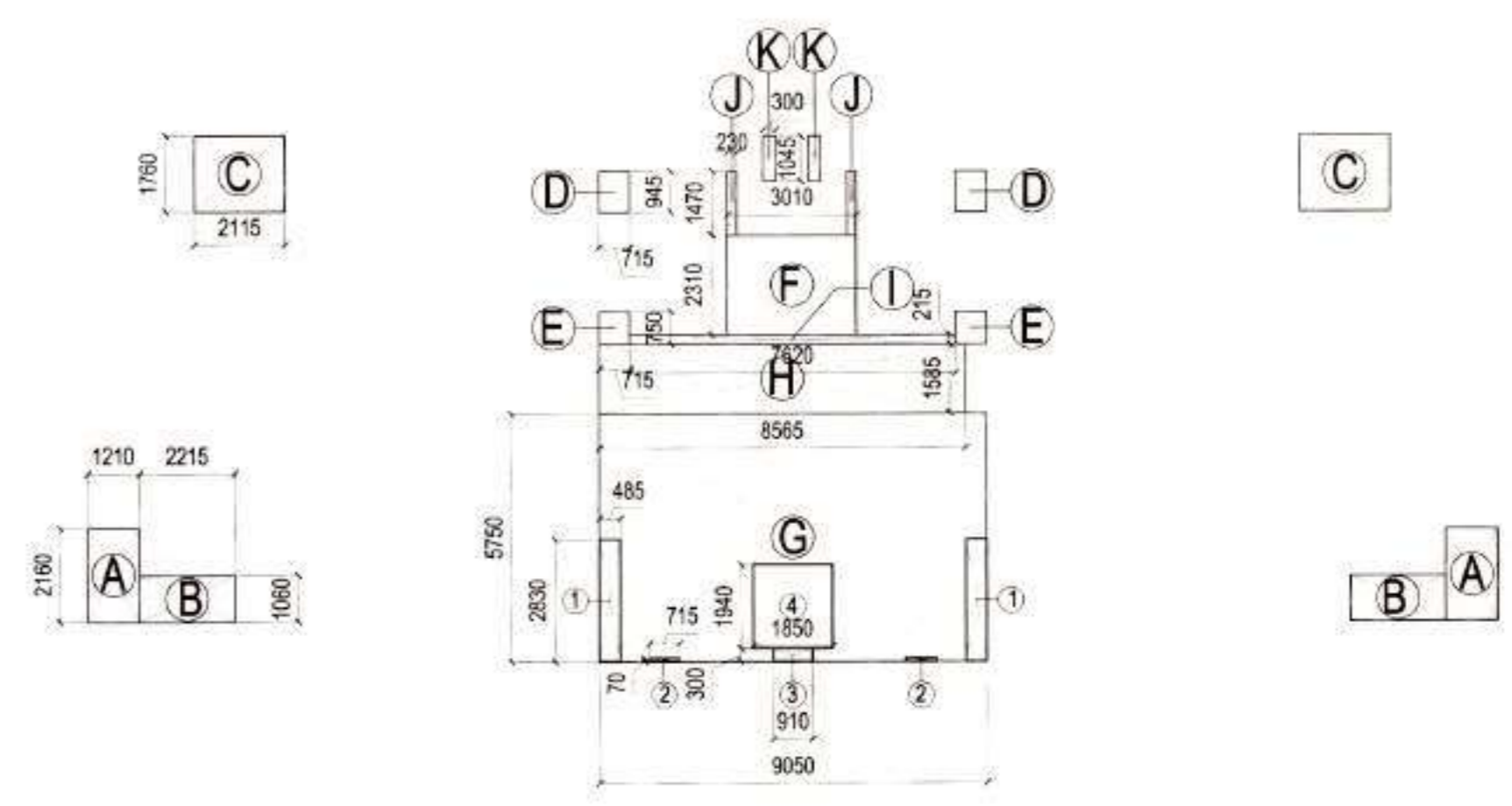
Project Title:  
 PROPOSED BUILDING PLANS OF GROUP HOUSING COLONY AREA  
 MEASURING 11.082 ACRE(S) IN NO. 81 OF 2011 DATED 16.09.2011  
 IN SECTOR-85 GURGAON MANESAR URBAN COMPLEX BEING  
 DEVELOPED BY SHIVA PROFINS PVT. LTD.

Drawing Title:  
 Architectural Plan  
 3 BHK Plan (Towers B7, B8, B9 and B10) (Stilt)  
 Scale: 1:100 Project No.: 2011/75 Rev.  
 Date: 09-03-2013 Drawing No.:  
 Drawn By: Priyank Jain AR / PLN-3BHK\_06\_00  
 Checked By: Varun Jain  
 Sheet Size: A1-841x594 Drawing Status: For Sanction

GROUND Coverage (3BHK)				
LEGEND	WIDTH (Mtrs)	LENGTH (Mtrs)	Nos.	AREA (Sq.Mtrs)
<b>ADDITIONS</b>				
A	35.57	11.33	1	403.0081
B	2.115	0.815	2	3.44745
C	0.3	0.815	2	0.489
<b>TOTAL ADDITIONS</b>				<b>406.94455</b>
<b>SUBTRACTIONS</b>				
1	1.355	2.765	2	7.49315
2	3.425	0.905	2	6.19925
3	2.83	1.62	2	9.1692
4	0.6	2.76	2	3.312
5	5.535	2.83	2	31.3281
6	0.715	0.07	2	0.1001
7	1.85	1.94	1	3.589
8	0.91	0.3	1	0.273
9	2.55	1.47	1	3.7485
<b>TOTAL SUBTRACTION</b>				<b>65.2123</b>
<b>Total Ground Coverage</b>				<b>341.73225</b>



GROUND COVERAGE AREA DIAGRAM

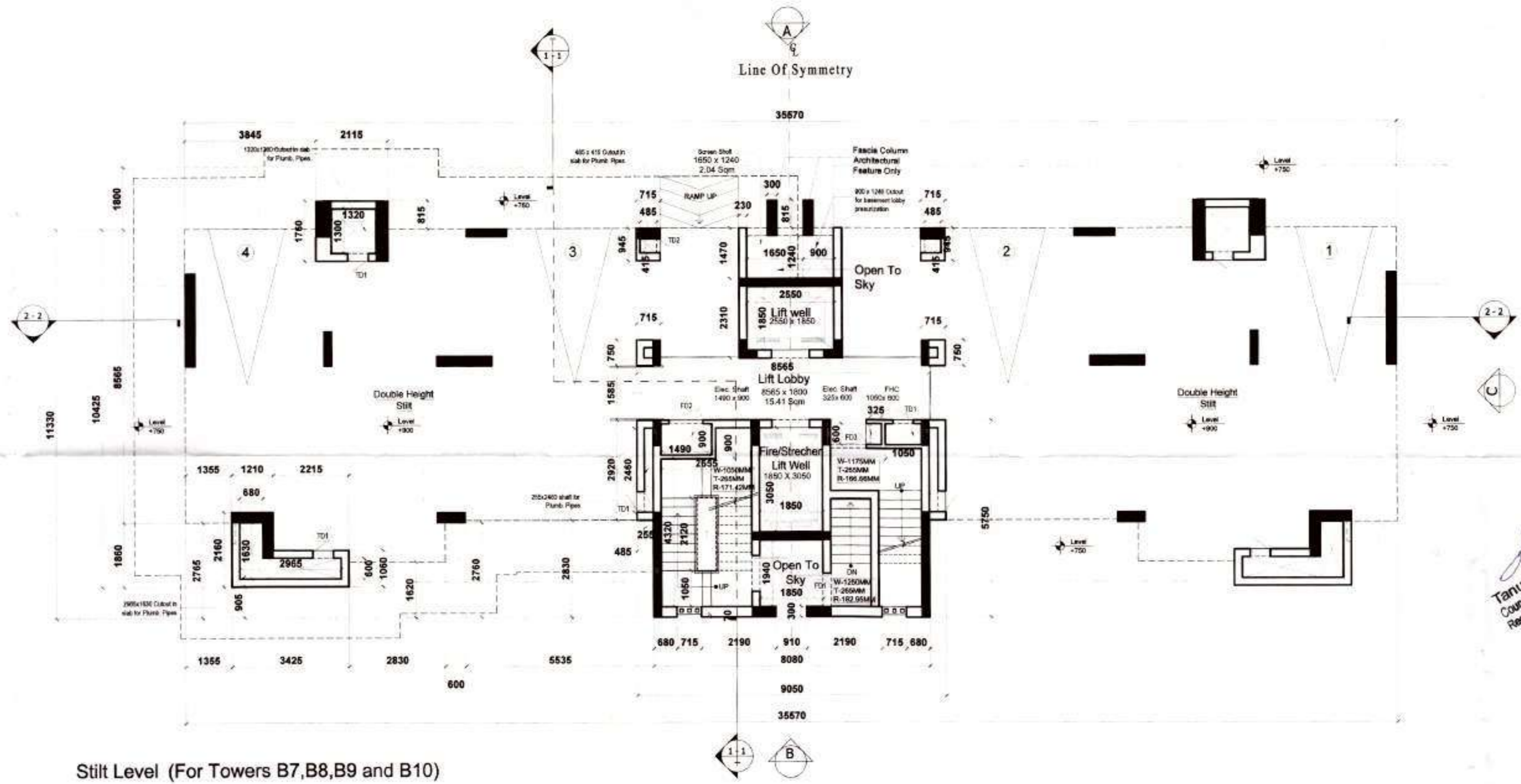


GROUND FLOOR FAR DIAGRAM

Levels (3bhk)	FSI (sq. mtr)	FSI (sq. mtr)
Stilt Level	88.5920	88.5920
Typical Level x 14	302.8557 x 14	4239.9798
Pent house (Lower Level)	227.4633	227.4633
Pent house (Upper Level)	214.445	214.445
Terrace Level		
Total		4770.48

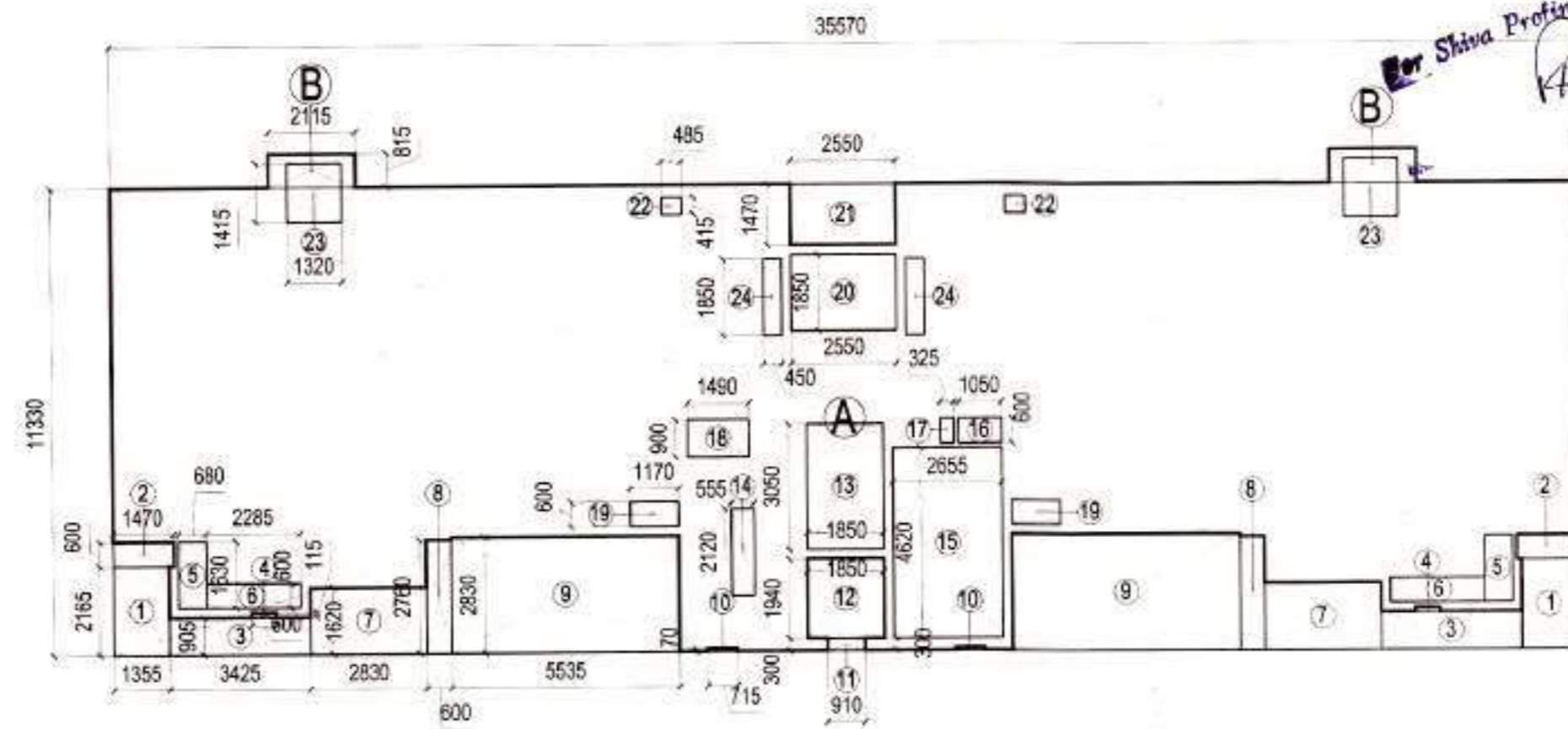
Ground Coverage 341.73 Sq.Mtr

Permissible Parking At Stilt Level : (@ 30 Sq M per ECS)	8 ECS
ECS Provided at Stilt Level :	04

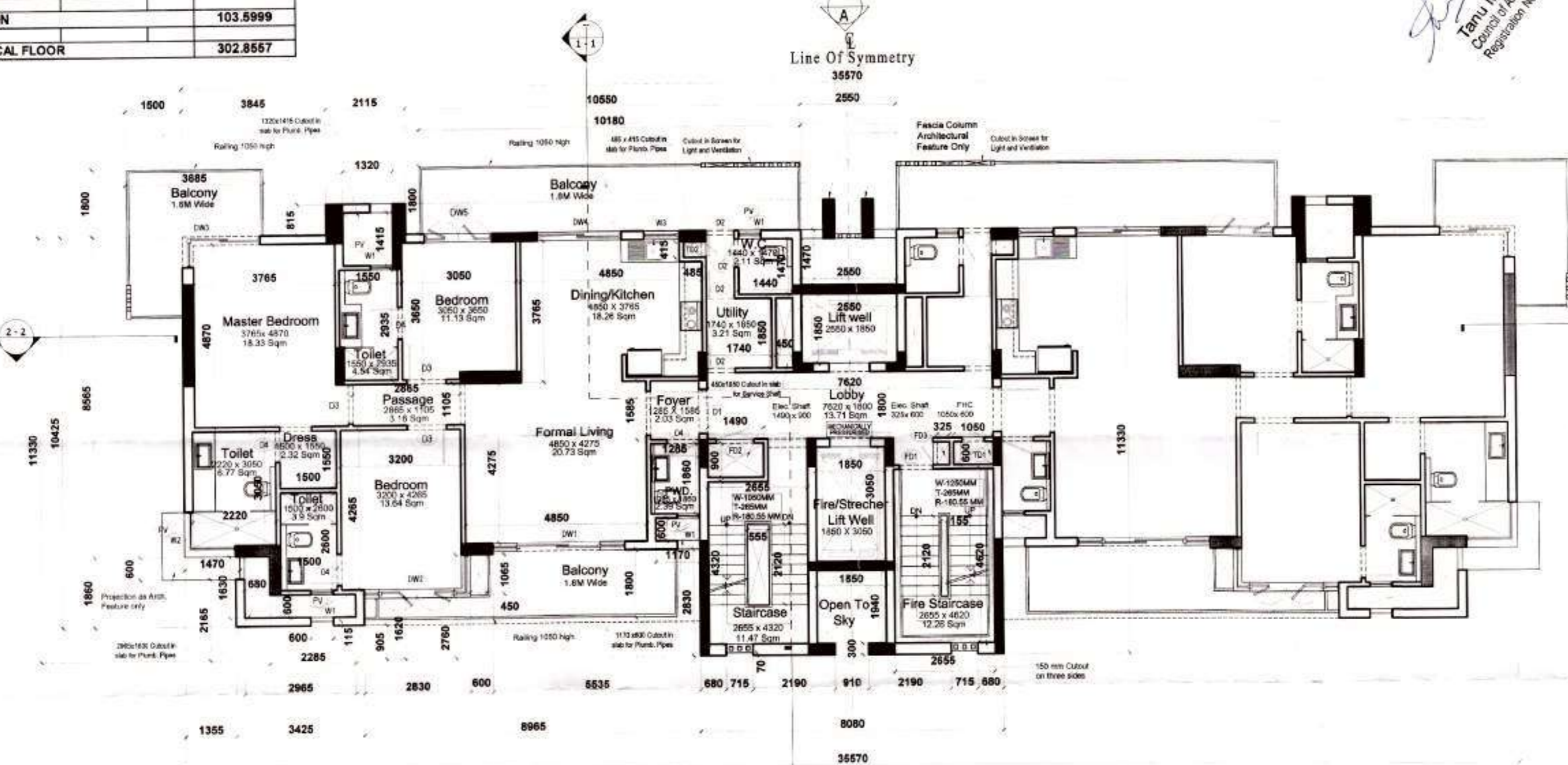


Stilt Level (For Towers B7, B8, B9 and B10)

TYPICAL FLOOR PLAN (FAR CALCULATION)				
LEGEND	WIDTH (Mtrs)	LENGTH (Mtrs)	Nos.	AREA (Sq.Mtrs)
<b>ADDITIONS</b>				
A	35.57	11.33	1	403.0081
B	2.115	0.815	2	3.44745
<b>TOTAL ADDITIONS</b>				<b>406.45555</b>
<b>SUBTRACTIONS</b>				
1	1.355	2.165	2	5.86715
2	1.47	0.6	2	1.784
3	3.425	0.905	2	6.19925
4	0.6	0.115	2	0.138
5	0.88	1.63	2	2.2168
6	2.285	0.6	2	2.742
7	2.83	1.62	2	9.1892
8	0.6	2.76	2	3.312
9	5.535	2.83	2	31.3261
10	0.715	0.07	2	0.1001
11	0.81	0.3	1	0.273
12	1.85	1.94	1	3.589
13	1.85	3.05	1	5.6425
14	0.555	2.12	1	1.1788
15	2.65	4.62	1	12.243
16	1.05	0.6	1	0.63
17	0.325	0.6	1	0.195
18	1.49	0.9	1	1.341
19	1.17	0.8	2	1.404
20	2.56	1.85	1	4.7175
21	2.56	1.47	1	3.7485
22	0.485	0.415	2	0.40255
23	1.32	1.415	2	3.7356
24	0.45	1.85	2	1.665
<b>TOTAL SUBTRACTION</b>				<b>103.5999</b>
<b>TOTAL AREA OF TYPICAL FLOOR</b>				<b>302.8557</b>



TYPICAL FLOOR FAR DIAGRAM:  
From 1st Floor till 14th Floor



TYPICAL FLOOR : From 1st Floor till 14th Floor

(Valid For Towers :B7,B8,B9 and B10)

For Shiva Profins (P) Ltd  
Director

**SANCTIONED**

To be read in conjunction with  
memo No. 18457 Dtd. 2/21/23

- All Dimensions & Levels are in mm unless otherwise mentioned
- All Mechanical and Electrical drawings shall be read jointly with the architectural drawings in order to establish a complete set of works
- The contractor shall verify all dimensions, details, specifications & site conditions & shall report any error, omission and/or anomaly to be corrected before commencement of work.
- For construction purposes, the dimensions shall not be measured directly on the drawings. The drawings shall not be used for construction until they are issued for construction.
- All relevant structural drawings shall be read jointly with the architectural drawings and any discrepancy to be brought to the notice of Architects before execution of work on site.
- All dimensions specified in Architectural drawings shall supersede the services and structural drawings unless otherwise stated.
- Water services detailed drawing for color and sleeve location and size
- Water services detailed drawing for Downpipes, Flange, RCP, Floor, Floor

**SKETCHES INCORPORATED DETAILS**

Sketch No.	Date	Issued By	Description

**DRAWING ISSUE/REVISION DETAILS**

Drawing No.	Date	Issued By	Description

Tanu Mathur, Architect  
Council of Architecture  
Registration No. CA/2010/02616

Architect's Stamp  
Architects:  
Arcop Associates Pvt. Ltd.  
E-106, Greater Kailash Endave - I  
New Delhi, India  
Ph: 2624 2050 Fax: 2624 2035

Structures:  
DESMAN  
A-53, Second Floor  
East of Kailash  
New Delhi 110 065  
Tel: 26336405; Fax 26816405  
Email: desman.mathur@gmail.com

Electrical / HVAC:  
ENVIROTECH DESIGN PVT. LTD.  
G-79, 3rd Floor (Above PUMA Showroom)  
Near Kalindi Kunj (Main Road),  
New Delhi - 110025 TEL: 29948097  
Email: projects@envirotech.in

Plumbing / Fire Fighting  
ARK CONSULTANTS  
130, Roohan garden-I  
Kakrola Road, Najafgarh  
New Delhi - 110043

Landscape:  
NIP PAYSAGE  
ARCHITECTS PAYSAGISTES  
LANDSCAPE ARCHITECTS

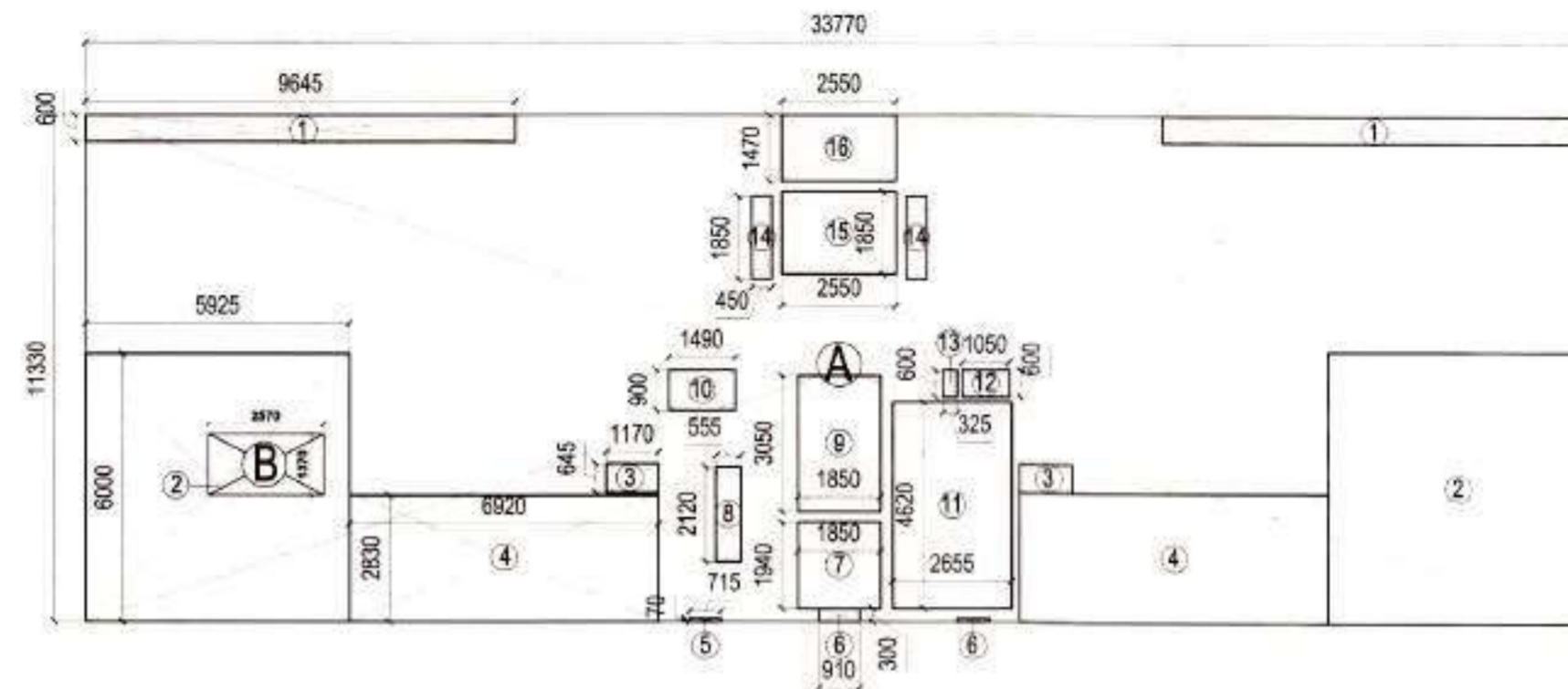
Clients:  
SHIVA PROFINS PVT. LTD.

Project Title:  
PROPOSED BUILDING PLANS OF GROUP HOUSING COLONY AREA  
NEAR RING ROAD ADDRESS/REG NO. 21 OF 2011 DATED 08/04/2015  
REGISTERED AS ARCHITECT HANDED OVER COMPLEX 4888  
DEVELOPED BY SHIVA PROFINS PVT. LTD.

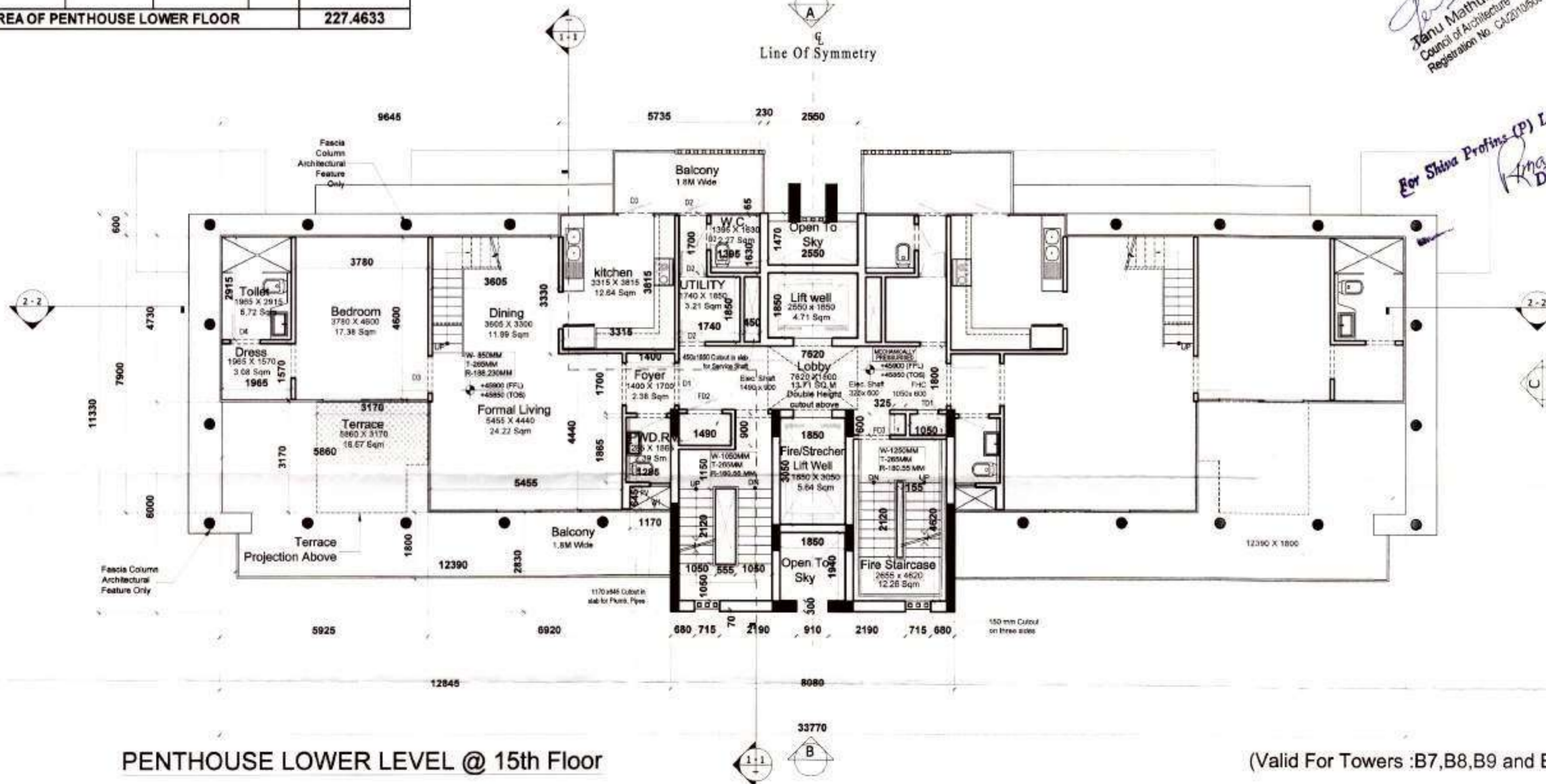
Drawing Title:  
Architectural Plan  
3 BHK Plan (Towers B7,B8,B9 and B10) (Type)

Scale	Project No.
1:100	2011/75
Date	Drawing No.
09/05/2013	AR / PLN-3BHK_07_00
Drawn By	Checked By
Fryank Jan	Vivek Jan
Sheet Size	Drawing Status
A0-SM-A05	For Section

PENTHOUSE LOWER FLOOR PLAN (FAR CALCULATION)				
LEGEND	WIDTH (Mtrs)	LENGTH (Mtrs)	Nos.	AREA (Sq.Mtrs)
<b>ADDITIONS</b>				
A	33.77	11.33	1	382.6141
B	2.57	1.37	1	3.5209
<b>TOTAL ADDITIONS</b>				<b>386.135</b>
<b>SUBTRACTIONS</b>				
1	9.645	0.6	2	11.574
2	5.925	6	2	71.1
3	1.17	0.645	2	1.5093
4	6.92	2.83	2	39.1672
5	0.715	0.07	2	0.1001
6	0.91	0.3	1	0.273
7	1.85	1.94	1	3.589
8	0.555	2.12	1	1.1766
9	1.85	3.05	1	5.6425
10	1.49	0.9	1	1.341
11	2.65	4.62	1	12.243
12	1.05	0.6	1	0.63
13	0.325	0.6	1	0.195
14	0.45	1.85	2	1.665
15	2.55	1.85	1	4.7175
16	2.55	1.47	1	3.7485
<b>TOTAL SUBTRACTION</b>				<b>158.6717</b>
<b>TOTAL AREA OF PENTHOUSE LOWER FLOOR</b>				<b>227.4633</b>



PENTHOUSE LOWER FLOOR FAR DIAGRAM @ 15th Floor



PENTHOUSE LOWER LEVEL @ 15th Floor

(Valid For Towers :B7,B8,B9 and B10)

Authority Stamp

**SANCTIONED**

To be read in conjunction with  
memo No. \_\_\_\_\_ Dtd. \_\_\_\_\_

- All Dimensions & Levels are in mm unless otherwise mentioned.
- All Mechanical and Electrical drawings shall be read only with the architectural drawings in order to establish a complete set of works.
- The contractor shall verify all dimensions, details, specifications & site conditions & shall report any error, omission and/or accuracy to the architect before commencement of work.
- For construction purposes, the dimensions shall not be measured directly on the drawings. The drawings shall not be used for construction until they are issued for construction.
- All relevant drawings shall be read only with the architectural drawings and any discrepancy to be brought to the notice of the architect before execution of work on site.
- All dimensions specified in Architectural drawings shall govern the behavior and structural design unless otherwise mentioned.
- Refer separate detailed drawing for column and beam location and sizes.
- Refer separate detailed drawing for Staircases, Ramps, ACP Slabs & Floors.

SKETCHES INCORPORATED DETAILS

Sketch No.	Date	Issued By	Description

DRAWING ISSUE/REVISION DETAILS

Drawing No.	Date	Issued By	Description

*Janu Mathur, Architect*  
Council of Architecture  
Registration No. CA2010265616

*D.T. (HO)*  
Member Secretary  
B.P.C.

*S.T.P. (G)*  
Member  
B.P.C.

*J.R. (Hr.)*  
Chairman  
B.P.C.

*JD*   *SD*   *ATP*

Architect's Stamp

*For Shiva Profins (P) Ltd.*  
*Ramesh*  
Director/A.S.

**Architects :**  
Aroop Associates Pvt. Ltd.  
E-108, Greater Kailash Enclave - I  
New Delhi, India  
Ph: 2624 2050 Fax: 2624 2035

**Structures :**  
DESMAN  
A-53, Second Floor  
East of Kailash  
New Delhi 110 065  
Tel : 26838405; Fax 26828405  
Email : desman.mathur@gmail.com

**Electrical / HVAC :**  
ENVIROTECH DESIGN PVT. LTD.  
G-79, 3rd Floor (Above PUMA Showroom)  
Near Kalindi Kurl (Main Road),  
New Delhi - 110025  
Email: projects@envirotech.in TEL: 29948091

**Plumbing / Fire Fighting**  
ARK CONSULTANTS  
1/30, Roshan garden-II  
Kakrola Road, Najafgarh  
New Delhi - 110043

**Landscape :**  
NIP PAYSAGE  
ARCHITECTES PAYSAGISTES  
LANDSCAPE ARCHITECTS

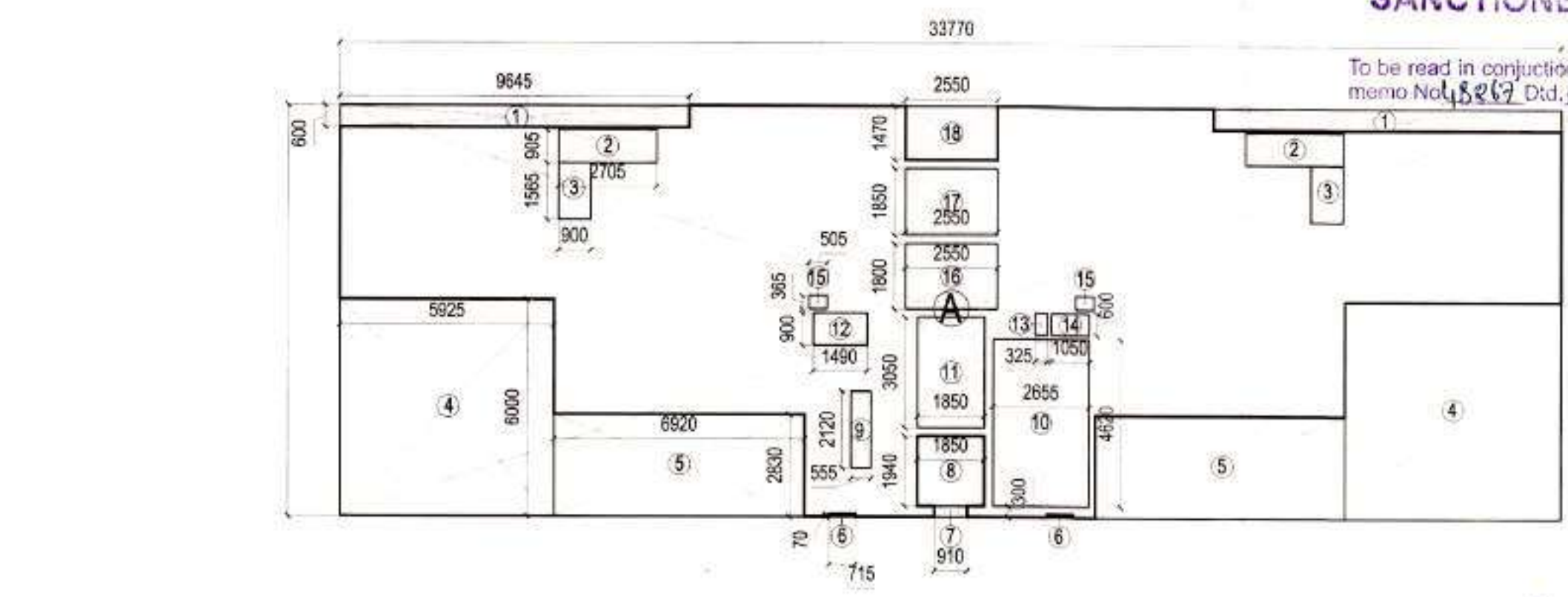
**Clients :**  
SHIVA PROFINS PVT. LTD.

**Project Title :**  
PROPOSED BUILDING PLANS OF GROUP HOUSING GOLDEN AREA  
MEASURING 11.03 ACRES SURCHARGE NO. 81 OF 2011 DATED 09.09.2011  
IN SECTION 35, SURCHARGE MANESAR URBAN COMPLEX BEING  
DEVELOPED BY SHIVA PROFINS PVT. LTD.

**Drawing Title :**  
Architectural Plan  
3 BHK Plan (Towers B7, B8, B9 and B10) (dupl lower)

Scale: 1:100	Project No: 2011/25	Rev:
Date: 09-03-2013	Drawing No: AR / PLN-38HK_08_00	
Drawn By: Piyank Jain		
Checked By: Veer Jain		
Sheet Size: A2 (984 x 600)	Drawing Status: For Sealed	

PENTHOUSE UPPER FLOOR PLAN (FAR CALCULATION)				
LEGEND	WIDTH (Mtrs)	LENGTH (Mtrs)	Nos.	AREA (Sq.Mtrs)
<b>ADDITIONS</b>				
A	33.77	11.33	1	382.6141
<b>TOTAL ADDITIONS</b>				<b>382.6141</b>
<b>SUBTRACTIONS</b>				
1	9.645	0.6	2	11.574
2	2.705	0.905	2	4.89605
3	0.9	1.565	2	2.817
4	5.925	6	2	71.1
5	6.92	2.83	2	39.1672
6	0.715	0.07	2	0.1001
7	0.91	0.3	1	0.273
8	1.85	1.94	1	3.589
9	0.555	2.12	1	1.1766
10	2.65	4.62	1	12.243
11	1.85	3.05	1	5.6425
12	1.49	0.9	1	1.341
13	0.325	0.6	1	0.195
14	1.05	0.6	1	0.63
15	0.505	0.365	2	0.36865
16	2.55	1.8	1	4.59
17	2.55	1.85	1	4.7175
18	2.55	1.47	1	3.7485
<b>TOTAL SUBTRACTION</b>				<b>168.1691</b>
<b>TOTAL AREA OF PENTHOUSE UPPER FLOOR</b>				<b>214.445</b>



PENTHOUSE UPPER FLOOR FAR DIAGRAM @16th Floor

**SANCTIONED**  
To be read in conjunction with memo No. 8267 Dtd. 8/11/13

Authority Stamp  
D.P. (HO) Member Secretary B.P.C.  
S.T.P. (G) Member B.P.C.  
Chairman B.P.C.

Tanu Mathur, Architect  
Council of Architecture  
Registration No. CA21060616  
**For Shiva Profins (P) Ltd**  
Director

- All drawings shall be in metric units unless otherwise specified.
- All structural drawings shall be read in conjunction with the architectural drawings and shall be used for construction purposes only.
- The contractor shall verify all dimensions, details, specifications & materials and shall report any error, omission and/or anomaly to the architect before commencement of work.
- For construction purposes, the dimensions shall not be measured directly on the drawings. The drawings shall not be used for construction until they are issued for construction.
- All relevant structural drawings shall be read jointly with the architectural drawings and any discrepancy to be brought to the notice of the architect before execution of work on site.
- All dimensions specified in Architectural drawings shall supersede the services and structural drawings unless otherwise mentioned.
- Refer separate detailed drawing for column and sleeve location and sizes.
- Refer separate detailed drawing for Staircases; Ramps; RCP; Shower Rooms.

Sketch No.	Date	Issued By	Description

Drawing No.	Date	Issued By	Description

Architect's Stamp  
Architects:  
Arcop Associates Pvt. Ltd.  
E-106, Greater Kailash Enclave - I  
New Delhi, India  
Ph: 2624 2050 Fax: 2624 2035

Structures:  
**DESMAN**  
A-53, Second Floor  
East of Kailash  
New Delhi 110 065  
Tel: 26936405; Fax 26836405  
Email: desman.mathur@gmail.com

Electrical / HVAC:  
**ENVIROTECH DESIGN PVT. LTD.**  
G-79, 3rd Floor (Above PUMA Showroom)  
Near Kailash Park (Main Road),  
New Delhi - 110025  
Email: projects@envirotech.in TEL: 29948091

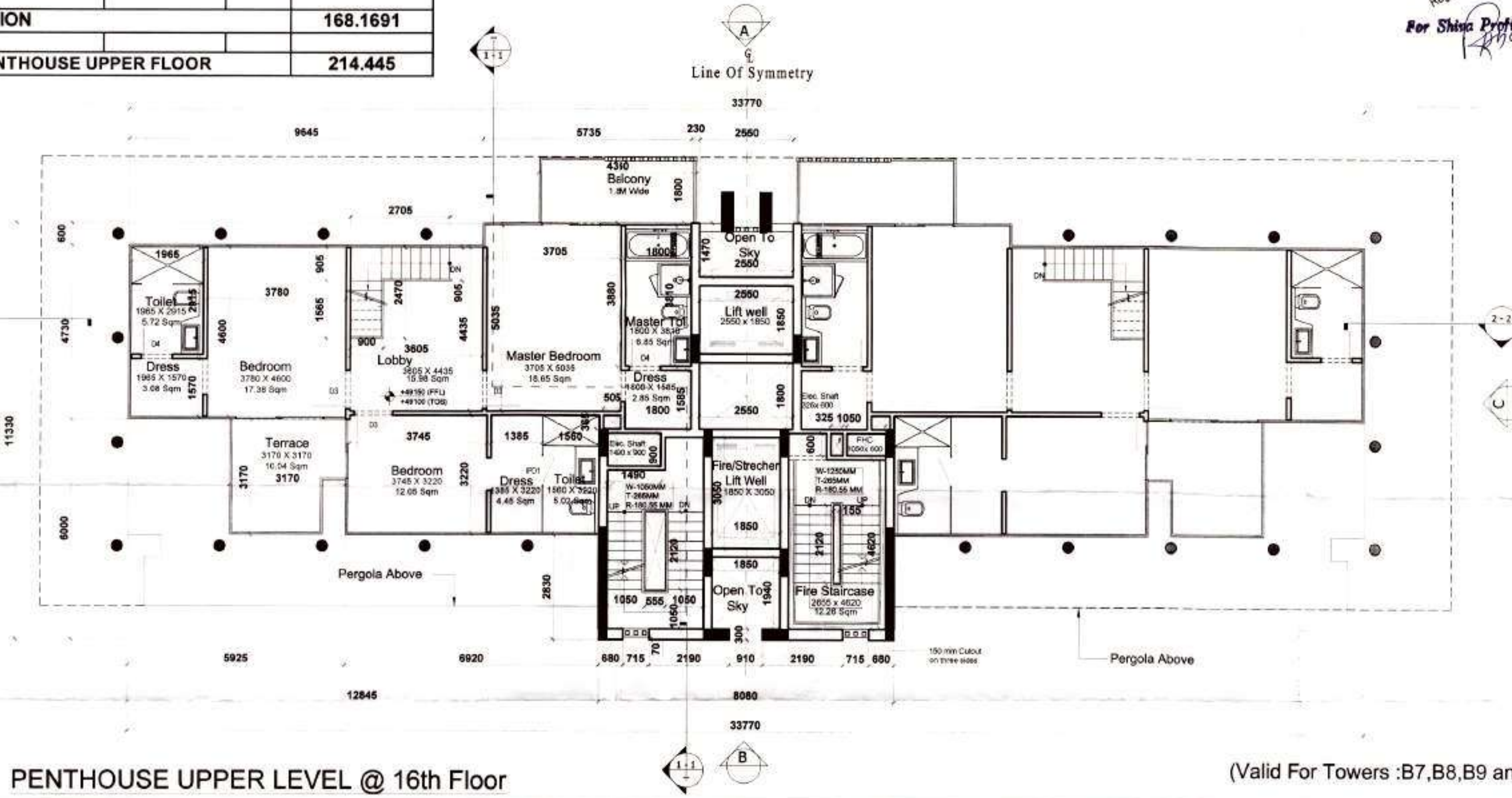
Plumbing / Fire Fighting  
**ARK CONSULTANTS**  
100, Reshan garden-II  
Kakrola Road, Najafgarh  
New Delhi - 110043

Landscape:  
**NIP PAYSAGE**  
ARCHITECTES PAYSAGISTES  
LANDSCAPE ARCHITECTS

Clients:  
**SHIVA PROFINS PVT. LTD.**

Project Title:  
PROPOSED BUILDING PLANS OF GROUP HOUSING COLONY AREA  
MEASURING 11.083 ACRE(S) UNDER NO.81 OF 2011 DATED 16/08/2010  
IN SECTION 14, SURROUNDING MANSARU LURBAN COMPLEX BEING  
DEVELOPED BY SHIVA PROFINS PVT. LTD.

Architectural Plan			
3 BHK Plan (Towers B7, B8, B9 and B10) (UPPER)			
Scale	1:100	Project No.	2011/75
Date	30-03-2010	Drawing No.	AR / PLN-3BHK_09_00
Drawn By	Physic Jain	Checked By	Vijay Jain
Sheet No.	AD-504x-102	Drawing Status	For Revision



PENTHOUSE UPPER LEVEL @ 16th Floor

(Valid For Towers :B7,B8,B9 and B10)

**SANCTIONED**

To be read in conjunction with memo No. Dtd.

1. All Dimensions & Levels are in mm unless otherwise mentioned.
2. All Mechanical and Electrical drawings shall be read jointly with the architectural drawings to verify the coordinated components list of works.
3. The contractor shall verify all dimensions, details, specifications & site conditions & shall report any error, omission and/or anomaly to the architect before commencement of work.
4. For operation purposes, the dimensions shall not be measured directly on the drawings. The drawings shall not be used for construction until they are issued for construction.
5. All relevant structural drawings shall be read jointly with the architectural drawings and any discrepancy to be brought to the notice of the architect before execution of work on site.
6. All dimensions specified in architectural drawings shall upgrade the services and its level (top or floor otherwise mentioned).
7. Refer separate detailed drawing for column and beam location and sizes.
8. Refer separate detailed drawing for Staircase, Ramps, RCP Down Pipes.

**SKETCHES INCORPORATED DETAILS**

Sketch No.	Date	Issued By	Description

**DRAWING ISSUE/REVISION DETAILS**

Drawing No.	Date	Issued By	Description
D.T.P. (HQ)		S.T.P. (G)	C.T.P. (Hr)
Member Secretary		Member	Chairman
B.P.C.		B.P.C.	B.P.C.

*Tamir Mathur, Architect*  
 For Shiva Profins (P) Ltd  
 Director / P.S.

Architect's Stamp

**Architects:**  
 Aroop Associates Pvt. Ltd.  
 E-106, Greater Kailash Endave - I  
 New Delhi, India  
 Ph. 2624 2050 Fax : 2624 2016

**Structures:**  
 DESMAN  
 A-63, Second Floor  
 East of Kailash  
 New Delhi 110 065  
 Tel : 26436405; Fax 26836405  
 Email : desman.mechav@gmail.com

**Electrical / HVAC:**  
 ENVIROTECH DESIGN PVT. LTD.  
 G-79, 3rd Floor (Above PUMA Showroom)  
 Near Kalindi Kunj (Main Road),  
 New Delhi - 110025  
 Email: projects@envirotech.in TEL: 29948091

**Plumbing / Fire Fighting**  
 ARK CONSULTANTS  
 1/30, Roshan garden-I  
 Kakrola Road, Najafgarh  
 New Delhi-110043

**Landscape:**  
 NIP PAYSAGE  
 ARCHITECTES PAYSAGISTES  
 LANDSCAPE ARCHITECTS

**Clients:**  
 SHIVA PROFINS PVT. LTD.

**Project Title :**  
 PROPOSED BUILDING PLANS OF GROUP HOUSING COLONY AREA  
 MEASURING 11.00 ACRES LOCATED IN SECTOR 35, NEW DELHI  
 IN SECTOR 35, DELHI, MANEAS URBAN COMPLEX BEING  
 DEVELOPED BY SHIVA PROFINS PVT. LTD.

**Drawing Title :**  
 Architectural Plan  
 3 BHK Plan (Towers B7, B8, B9 and B10)  
 Scale: 1:10 Project No: 2011/75 Rev. 1  
 Date: 09-03-2013 Drawing No:  
 Drawn By: Piyank Jahn AR / PLN-3BHK\_10\_00  
 Checked By: Varun Jan  
 Sheet Size: A2-594x420 Drawing Status: For Sealing

OPENING SCHEDULE						
FIRE DOORS						
S.NO.	DOOR NO.	ROUGH OPENING WIDTH(MM)	HEIGHT(MM)	FROM FINISH FLOOR CILL(MM)	LIINTEL(MM)	LOCATION
1	FD1	1050	2100	2100	2100	STAIRCASE
2	FD2	1000	2100	2100	2100	ELECTRICAL SHAFT
3	FD3	800	2100	2100	2100	ELECTRICAL SHAFT
4	FD4	800	2100	2100	2100	LIFT MACHINE ROOM

INTERNAL DOORS						
S.NO.	DOOR NO.	ROUGH OPENING WIDTH(MM)	HEIGHT(MM)	FROM FINISH FLOOR CILL(MM)	LIINTEL(MM)	LOCATION
1	D1	1200	2100	2100	2100	FOYER
2	D2	750	2100	2100	2100	SERVANT ROOM
3	D3	1050	2100	2100	2100	BEDROOMS
4	D4	850	2100	2100	2100	TOILETS
5	D5	1050	2100	2100	2100	STAIRCASE

DOOR WINDOW						
S.NO.	DOOR NO.	ROUGH OPENING WIDTH(MM)	HEIGHT(MM)	FROM FINISH FLOOR CILL(MM)	LIINTEL(MM)	LOCATION
1	DW1	3335	2600	2600	2600	DRAWING ROOM
2	DW2	2600+910 = 3510	2600	2600	2600	BEDROOM
3	DW3	1700+600 = 2300	2600	2600	2600	BEDROOM
4	DW4	2250	2600	2600	2600	DINING/KITCHEN AREA
5	DW5	1800	2600	2600	2600	BEDROOM

TRAP DOORS						
S.NO.	DOOR NO.	ROUGH OPENING WIDTH(MM)	HEIGHT(MM)	FROM FINISH FLOOR CILL(MM)	LIINTEL(MM)	LOCATION
1	TD1	600	2000	100	2100	FHC, PLUMB SHAFT
2	TD2	415	2000	100	2100	KITCHEN

OPENING SCHEDULE						
WINDOWS						
S.NO.	DOOR NO.	ROUGH OPENING WIDTH(MM)	HEIGHT(MM)	FROM FINISH FLOOR CILL(MM)	LIINTEL(MM)	LOCATION
1	W1	800	2500	100	2600	TOILET
2	W2	1125+800=2025	2500	100	2600	TOILET
3	W3	850	2500	100	2600	TOILET
4	W4	800	2100	100	2100	LIFT MACHINE ROOM

**Covered Area of Water tank**

$$2 \times (A+B+C) = 2 \times ((1.49 \times 5.75) + (0.23 \times 2.24) + (0.47 \times 0.300))$$

$$= 2 \times (8.5675 + 0.5152 + 0.141)$$

$$= 2(9.2237)$$

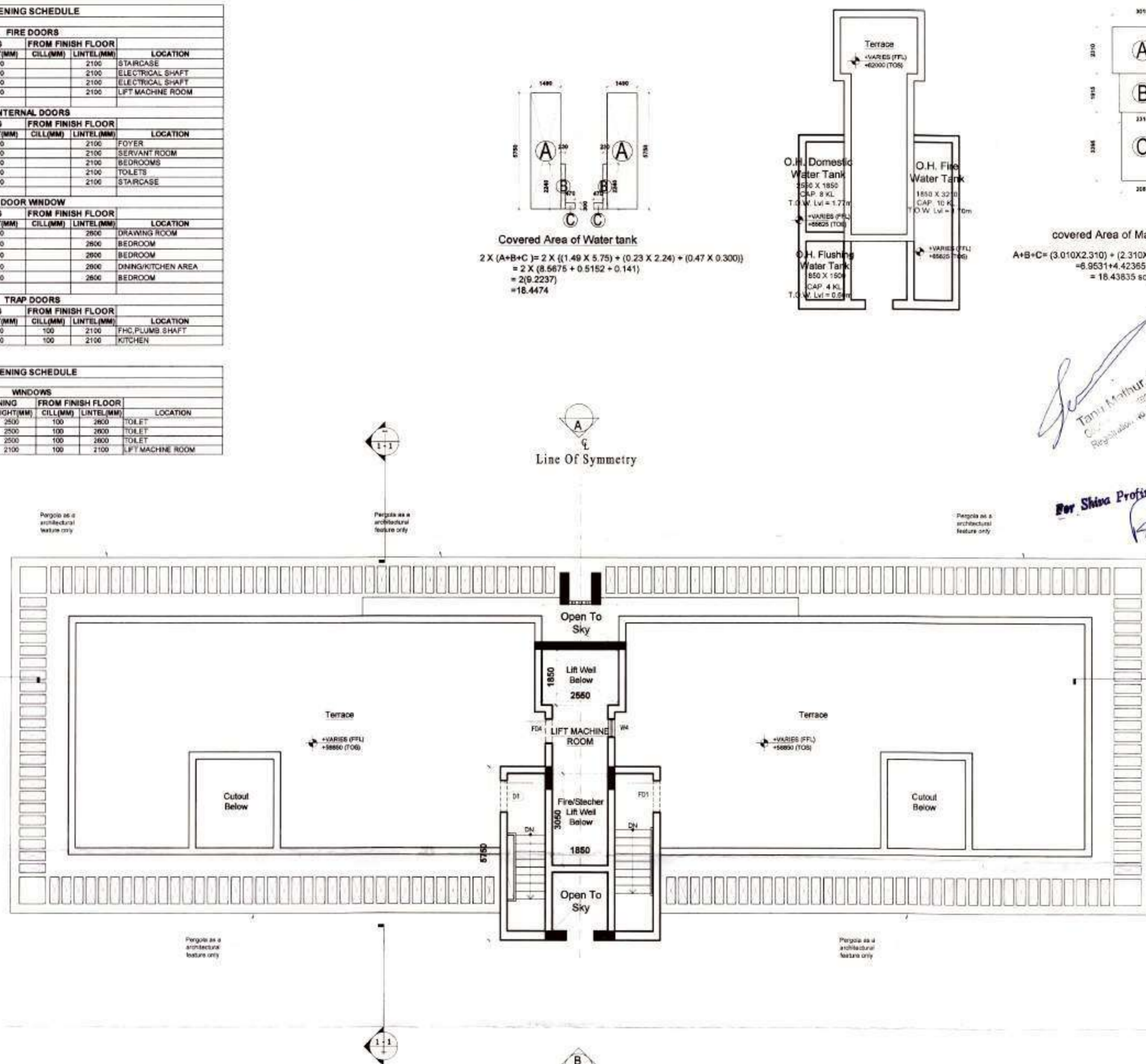
$$= 18.4474$$

**covered Area of Machine Room**

$$A+B+C = (3.010 \times 2.310) + (2.310 \times 1.915) + (2.080 \times 3.395)$$

$$= 6.9531 + 4.42365 + 7.0616$$

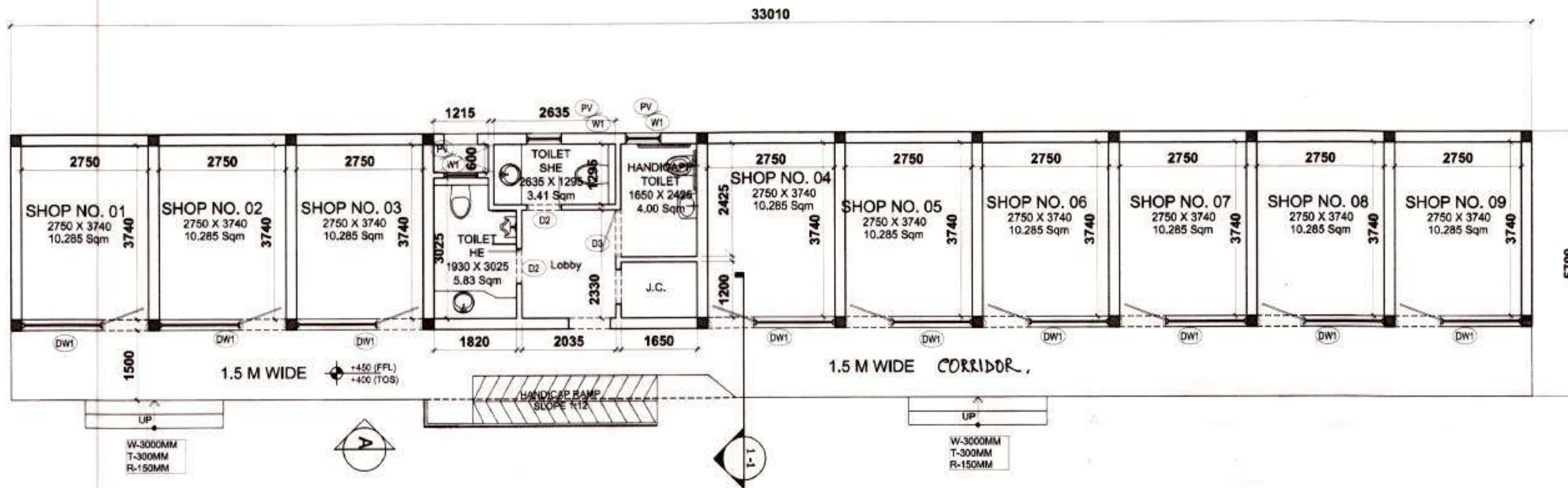
$$= 18.43835 \text{ sq. Mtr}$$



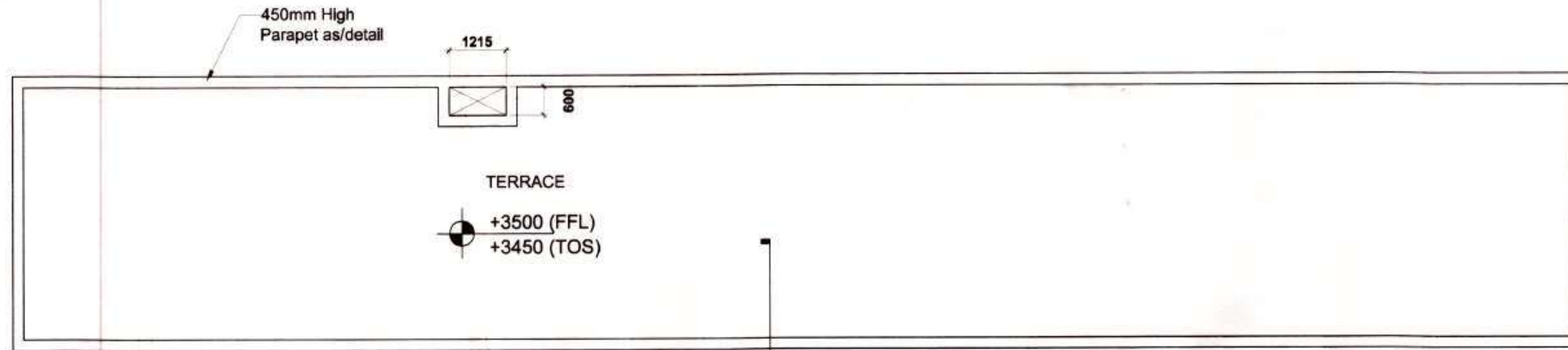
**TERRACE LEVEL**

(Valid For Towers :B7,B8,B9 and B10)

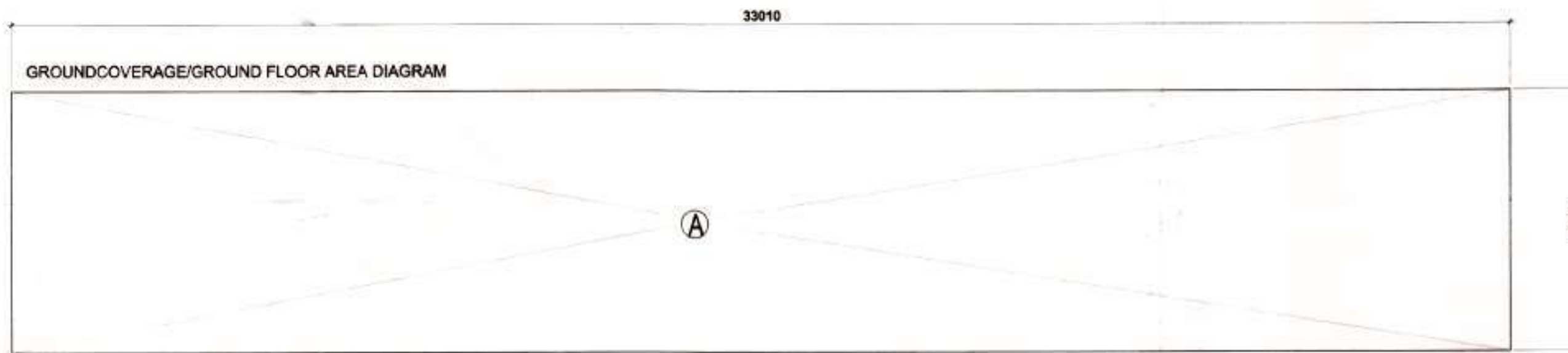
Project No: 2011/75  
 Date: 09-03-2013  
 Drawn By: Piyank Jahn  
 Checked By: Varun Jan  
 Sheet Size: A2-594x420  
 Drawing Status: For Sealing



GROUND FLOOR PLAN



TERRACE LEVEL PLAN



GROUND COVERAGE/ FAR GROUND FLOOR

$A = L \times B = 30,010 \times 5,700 = 188.57 \text{ SQM}$

TOTAL AREA	
GROUND FLOOR	= 188.57 SQM
TOTAL AREA	= 188.57 SQM

Taru Mathur, Architect  
 Council of Architects  
 Registration No. CA/201028516



SHOP LAYOUT DETAIL

CONVENIENT SHOPPING - OPENING SCHEDULE						
S.NO.	DOOR / WINDOW NO.	ROUGH OPENING		FROM FINISH FLOOR		LOCATION
		WIDTH(MM)	HEIGHT(MM)	CILL(MM)	LINTEL(MM)	
1	DW1	2750	2100	-	2100	SHOPS
2	D2	750	2100	-	2100	TOILETS
3	D3	1000	2100	-	2100	HANDICAPP TOILET
4	FD1	1100	2100	-	2100	STAIRCASE
5	PV/W1	750	900	1200	2100	TOILET

- All Dimensions & Levels are in mm unless otherwise mentioned.
- All Mechanical and Electrical drawings shall be read jointly with the architectural drawings in order to establish a complete list of works.
- The contractor shall verify all dimensions, details, specifications & site conditions & shall report any error, omission and/or anomaly to the architect before commencement of work.
- For construction purposes, the dimensions shall not be measured directly on the drawings. The drawings shall not be used for construction until they are issued for construction.
- All relevant structural drawings shall be read jointly with the architectural drawings and any discrepancy to be brought to the notice of Architects before execution of work on site.
- All dimensions specified in Architectural drawings shall supercede the services and structural drawings unless otherwise mentioned.
- Refer separate detailed drawing for cutout and sleeve location and sizes.
- Refer separate detailed drawing for Staircases; Ramps; RCP Blower Rooms.

SKETCHES INCORPORATED DETAILS

Sketch No.	Date	Issued By	Description
01	07/05/2013	S.T.P. (G) Member B.P.C.	Chairman B.P.C.
02	07/05/2013	S.T.P. (G) Member B.P.C.	Chairman B.P.C.

DRAWING ISSUE/REVISION DETAILS

Drawing No.	Date	Issued By	Description
1			SANCTIONED

Key Plan :

Architects :  
 Arcop Associates Pvt. Ltd.  
 E-106, Greater Kailash Enclave - I  
 New Delhi, India  
 Ph.: 2624 2050 Fax: 2624 2035

Structures :  
 DESMAN  
 A-53, Second Floor  
 East of Kailash  
 New Delhi 110 065  
 Tel. : 26836405; Fax 26836405  
 Email : desman.madhev @ gmail.com

Electrical / HVAC:  
 ENVIROTECH DESIGN PVT. LTD.  
 G-79, 3rd Floor (Above PUMA Showroom)  
 Near Kalindi Kunj (Main Road),  
 New Delhi -110025 TEL: 29948091  
 Email: projects@envirotech.in

Plumbing / Fire Fighting  
 ARK CONSULTANTS  
 1/30, Roshan garden-II  
 Kakrola Road, Najafgarh  
 New Delhi -110043

Landscape :  
 NIP PAYSAGE  
 ARCHITECTES PAYSAGISTES  
 LANDSCAPE ARCHITECTS

Clients: To be read in conjunction with memo No. 18267 dated 07/05/13  
 SHIVA PROFINS PVT. LTD.

Project Title :  
 PROPOSED BUILDING PLANS OF GROUP HOUSING COLONY AREA MEASURING 11.093 ACRES (LICENCE NO.81 OF 2011 DATED 18.09.2011) IN SECTOR-85, GURGAON MANESAR URBAN COMPLEX BEING DEVELOPED BY SHIVA PROFINS PVT. LTD.

Drawing Title :  
 Architectural Plan  
 PLANS\_CONVENIENT SHOPPING (P.W. floor)  
 Scale : 1:100 Project No : 2011/75 Rev. :  
 Date : 06/02/2013 Drawing No :  
 Drawn By : Priyank Jain AR-PUN-CONVENIENT SHOPPING 00  
 Checked By : Varun Jain  
 Sheet Size : A1-841x594 Drawing Status : For Sanction



OPENING SCHEDULE						
INTERNAL DOORS						
S.NO.	DOOR NO.	ROUGH OPENING WIDTH(MM)	ROUGH OPENING HEIGHT(MM)	FROM FINISH FLOOR CILL(MM)	TO FINISH FLOOR LINTEL(MM)	LOCATION
1	D1	900	2100		2100	ROOMS
2	D2	750	2100		2100	TOILET

WINDOW						
S.NO.	WIN NO.	ROUGH OPENING WIDTH(MM)	ROUGH OPENING HEIGHT(MM)	FROM FINISH FLOOR CILL(MM)	TO FINISH FLOOR LINTEL(MM)	LOCATION
1	PV/W1	1000	1050	1050	2100	TOILETS
2	W2	1500	1050	1050	2100	ROOMS
3	W3	1000	1050	1050	2100	KITCHENS

- All Dimensions & Levels are in mm unless otherwise mentioned.
- All Mechanical and Electrical drawings shall be read jointly with the architectural drawings in order to establish a complete list of work.
- The contractor shall verify all dimensions, details, specifications & site conditions & shall report any error, omission and/or anomaly to the architect before commencement of work.
- For construction purposes, the dimensions shall not be measured directly on the drawings. The drawings shall not be used for construction until they are issued for construction.

- All relevant structural drawings shall be read jointly with the architectural drawings and any discrepancy to be brought to the notice of Architects before execution of work on site.
- All dimensions specified in Architectural drawings shall supersede the services and structural drawings unless otherwise mentioned.
- Refer separate detailed drawing for cutout and sleeve location and sizes.
- Refer separate detailed drawing for Staircases, Ramps, RCP and Blower Rooms.

SKETCHES INCORPORATED DETAILS

Sketch No.	Date	Issued By	Checked By
1			
2			

DRAWING ISSUE/REVISION DETAILS

Drawing No.	Date	Issued By	Description

Key Plan:

Architects :  
**Arcoo Associates Pvt. Ltd.**  
 E-106, Greater Kailash Enclave - I  
 New Delhi, India  
 Ph: 2624 2050 Fax: 2624 2035

Structures :  
**DESMAN**  
 A-53, Second Floor  
 East of Kailash  
 New Delhi 110 085  
 Tel : 26838405; Fax 26836405  
 Email : desman.madhav@gmail.com

Electrical / HVAC :  
**ENVIROTECH DESIGN PVT. LTD.**  
 G-79, 3rd Floor (Above PUMA Showroom)  
 Near Kailindi Kunj (Main Road),  
 New Delhi -110025 TEL: 29948081  
 Email: projects@envirotech.in

Plumbing / Fire Fighting  
**ARK CONSULTANTS**  
 1/30, Roohan garden-II  
 Kakrola Road, Najafgarh  
 New Delhi -110043

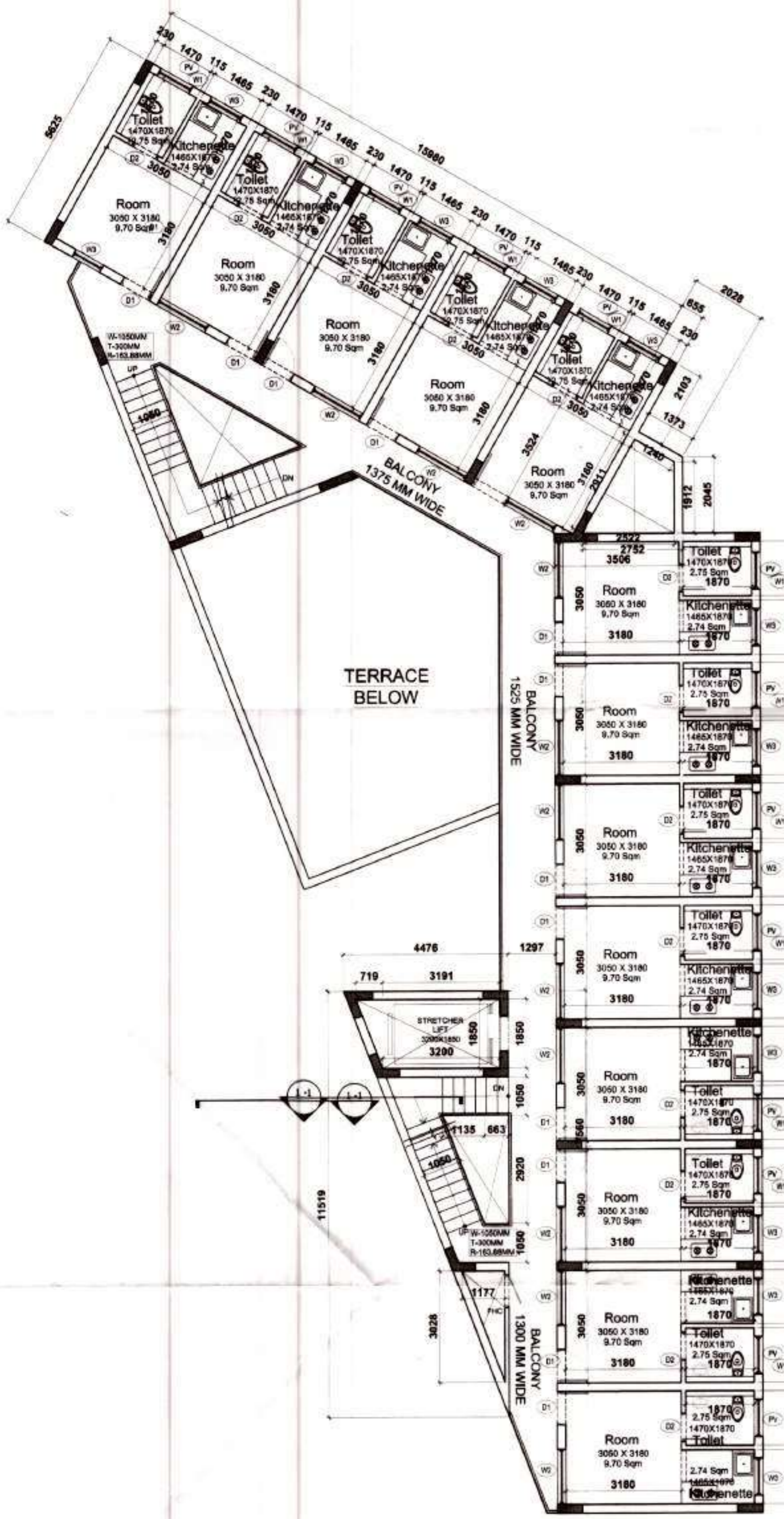
Landscape :  
**NIPAYSAGE**  
 ARCHITECTES PAYSAGISTES  
 LANDSCAPE ARCHITECTS

Clients : **Shiva Profins (P) Ltd**  
**SHIVA PROFINS PVT. LTD.**  
 Director

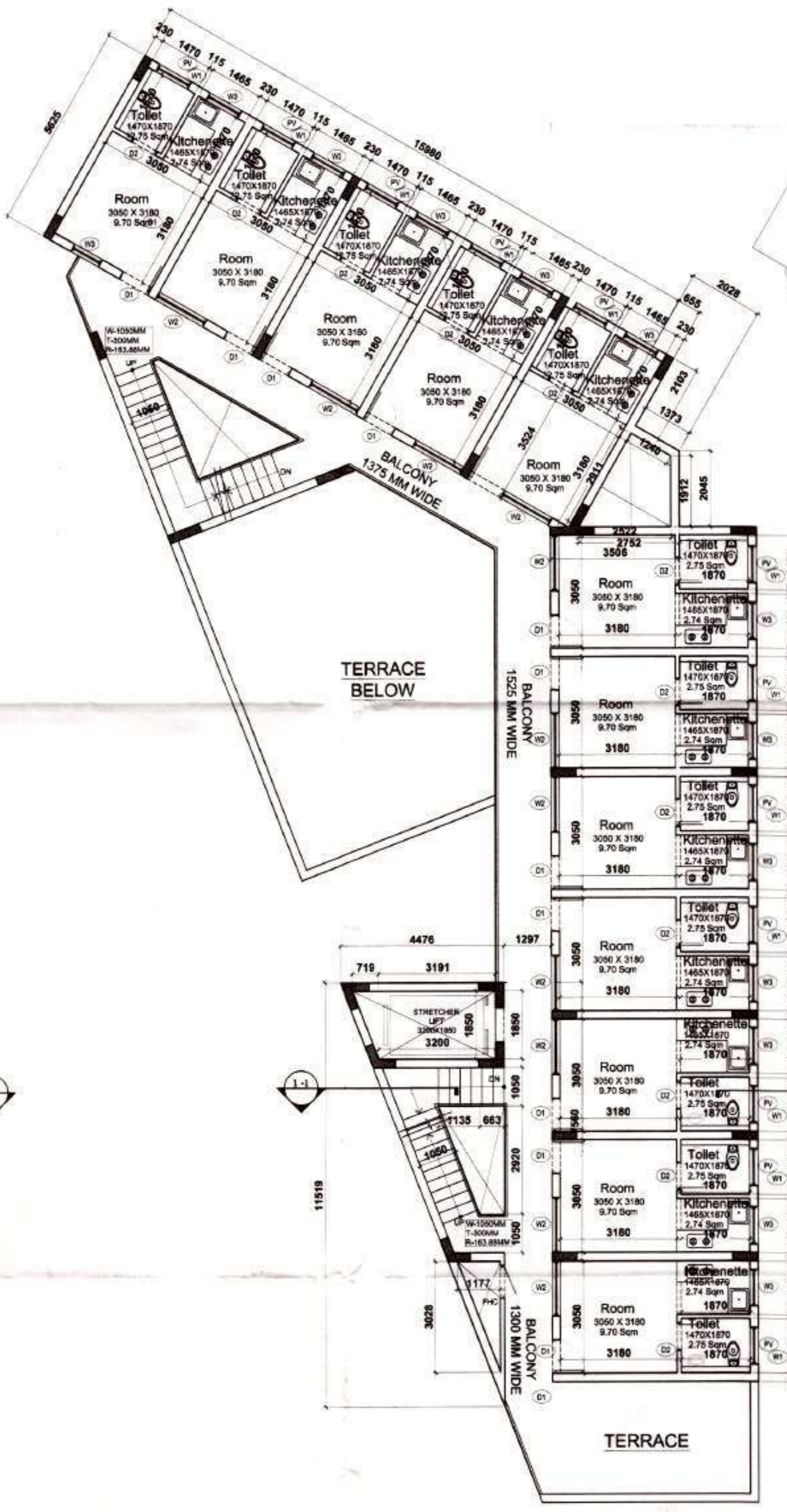
Project Title :  
 PROPOSED BUILDING PLANS OF GROUP HOUSING COLONY AREA  
 MEASURING 11.293 ACRES/LICENCE NO.81 OF 2011 DATED 16.09.2011  
 IN SECTOR-85, GULBAGAN MANESAR URBAN COMPLEX BEING  
 DEVELOPED BY SHIVA PROFINS PVT. LTD.

Drawing Title :  
 Architectural Plan  
 PLANS\_EWS

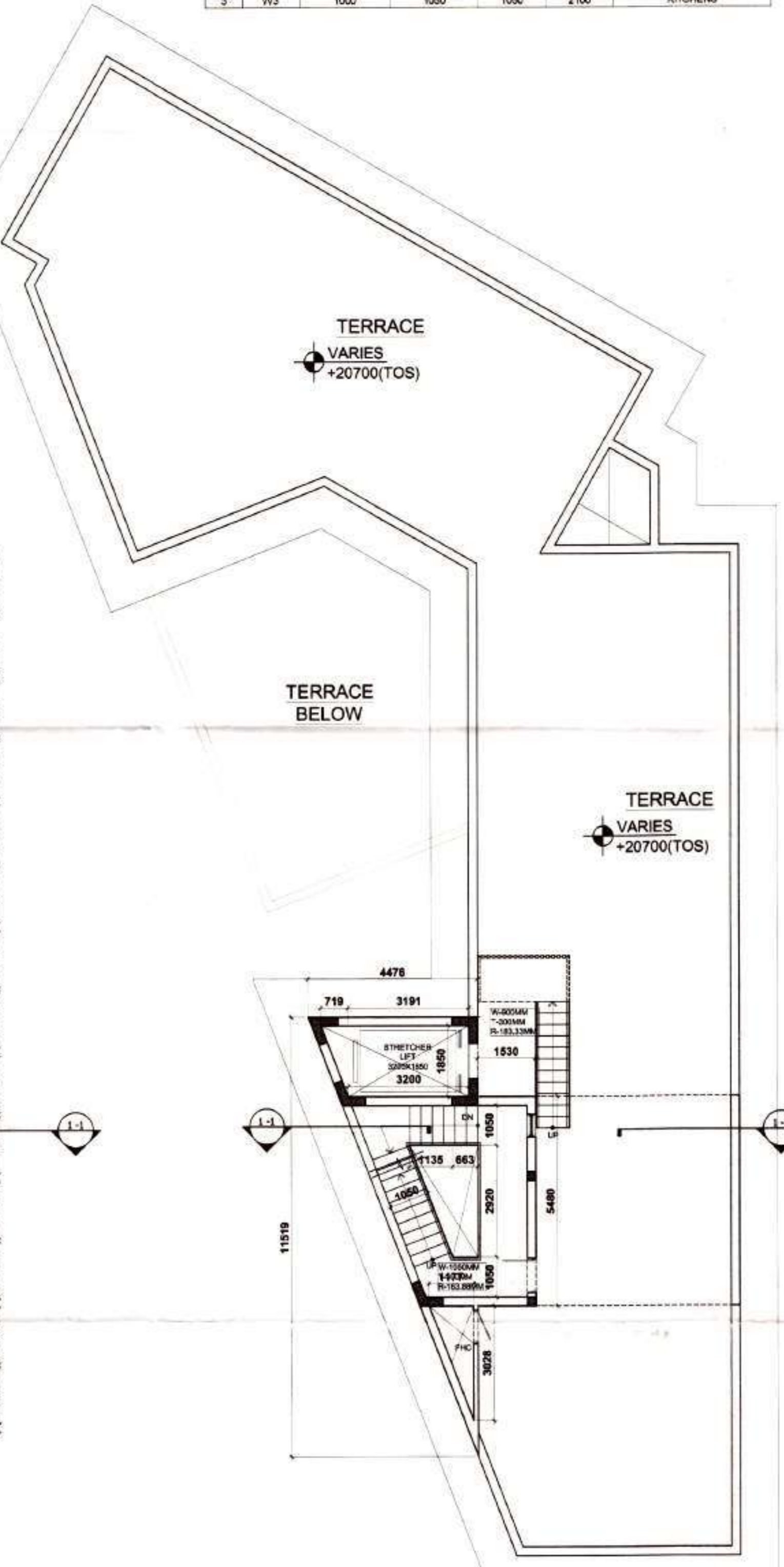
Scale : 1:100	Project No : 2011/75	Rev : 00
Date : 08/03/2013	Drawing No :	
Drawn By : Piyank Jain	AR-PL/EWS 02	
Checked By : Varun Jain	Drawing Status : For Sanction	
Sheet Size : A1-841x584		



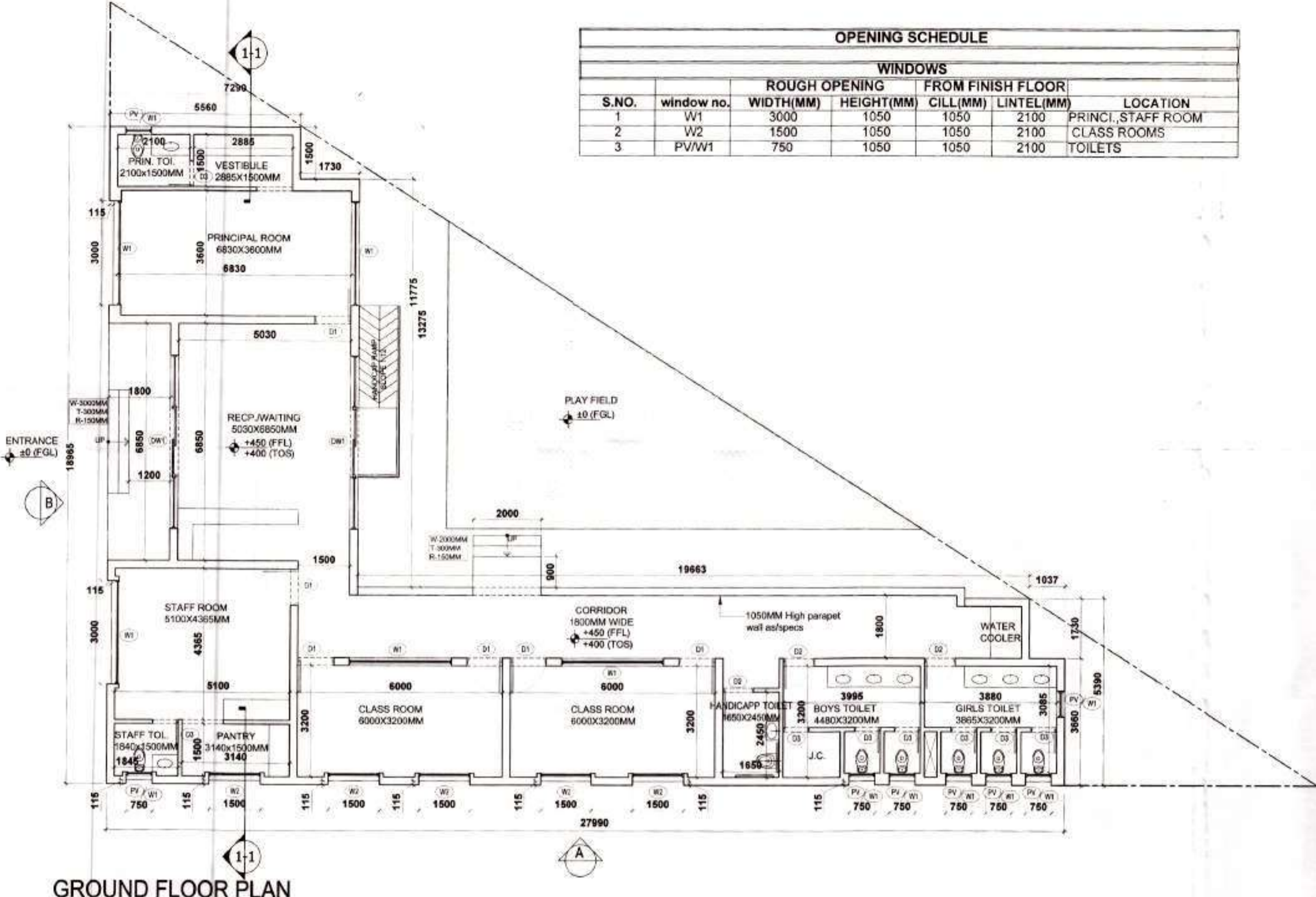
4TH - 5TH FLOOR PLAN



6TH FLOOR PLAN

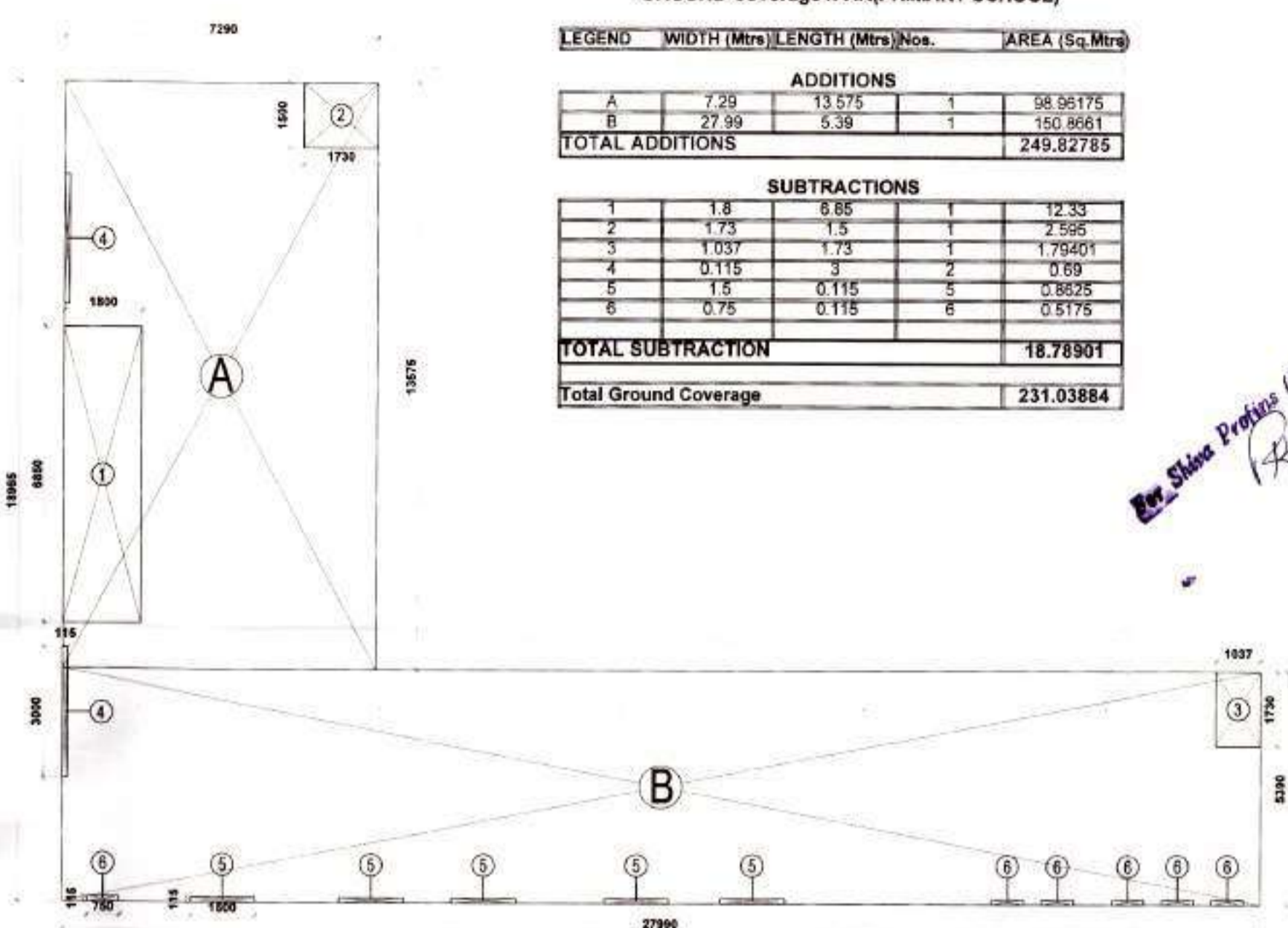


SEVENTH FLOOR PLAN  
EWS BLOCK



OPENING SCHEDULE						
WINDOWS						
S.NO.	Window no.	ROUGH OPENING WIDTH(MM)	HEIGHT(MM)	FROM FINISH FLOOR CILL(MM)	LINTEL(MM)	LOCATION
1	W1	3000	1050	1050	2100	PRINCI. STAFF ROOM
2	W2	1500	1050	1050	2100	CLASS ROOMS
3	PV/W1	750	1050	1050	2100	TOILETS

GROUND Coverage /FAR(PRIMARY SCHOOL)				
LEGEND	WIDTH (Mtrs)	LENGTH (Mtrs)	No.	AREA (Sq. Mtrs)
<b>ADDITIONS</b>				
A	7.29	13.575	1	98.95175
B	27.39	5.39	1	145.8961
<b>TOTAL ADDITIONS</b>				<b>249.82785</b>
<b>SUBTRACTIONS</b>				
1	1.8	8.65	1	12.33
2	1.73	1.5	1	2.595
3	1.037	1.73	1	1.79401
4	0.115	3	2	0.69
5	1.5	0.115	5	0.8625
6	0.75	0.115	6	0.5175
<b>TOTAL SUBTRACTION</b>				<b>18.78901</b>
<b>Total Ground Coverage</b>				<b>231.03884</b>



Ground Coverage/FAR Calculation For PRIMARY SCHOOL		
Levels	FSI(sq.m)	FSI(sq.m)
Ground floor	231.03884	231.03884
<b>Total</b>		<b>231.03884</b>

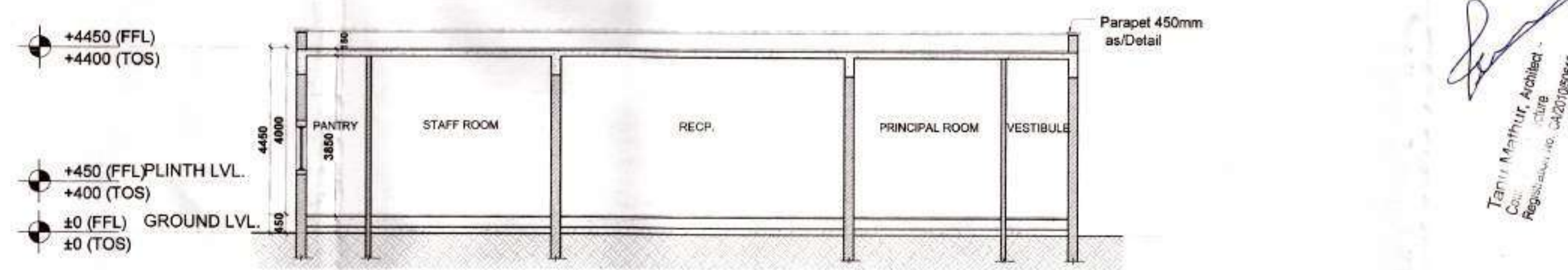
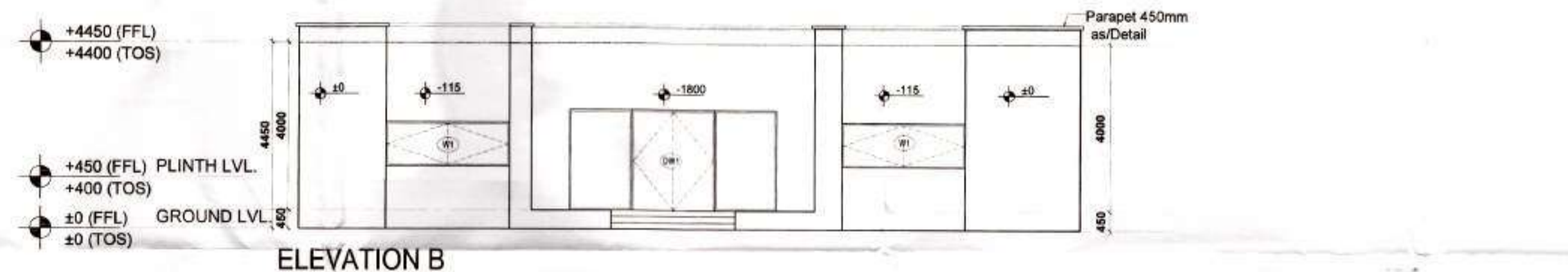
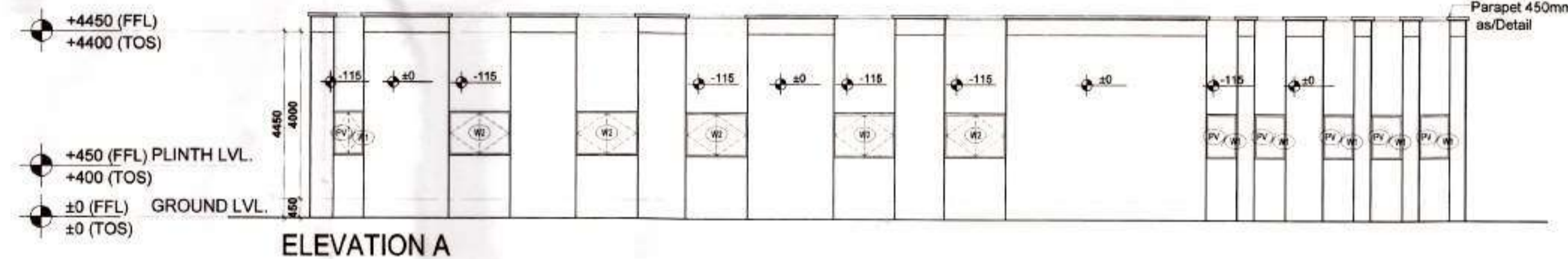
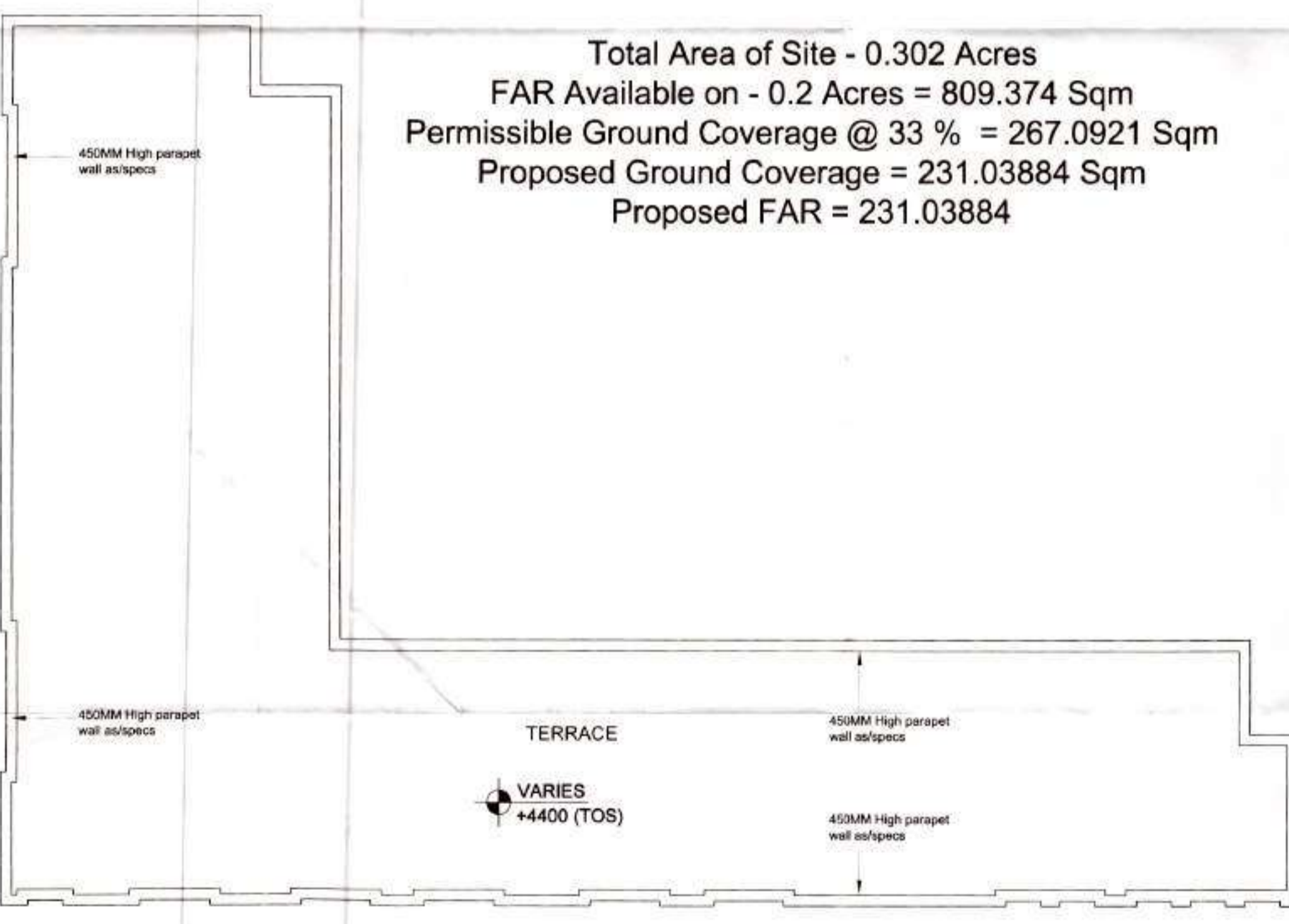
- All Dimensions & Levels are in mm unless otherwise mentioned.
- All Mechanical and Electrical drawings shall be read jointly with the architectural drawings in order to establish a complete list of works.
- The contractor shall verify all dimensions, details, specifications & site conditions & shall report any error, omission and/or anomaly to the architect before commencement of work.
- For construction purposes, the dimensions shall not be measured directly on the drawings. The drawings shall not be used for construction until they are issued for construction.
- All relevant structural drawings shall be read jointly with the architectural drawings and any discrepancy to be brought to the notice of Architects before execution of work on site.
- All dimensions specified in Architectural drawings shall supersede the services and structural drawings unless otherwise mentioned.
- Refer separate detailed drawing for cutout and sleeve location and sizes.
- Refer separate detailed drawing for Staircases; Ramps; RCP Blower Rooms.

SKETCHES INCORPORATED DETAILS			
Sketch No.	Date	Issued By	Description
D.T.P. (H.O.)			Member Secretary
S.T.P. (G)			Member B.P.C.
C.T.P. (Hr.)			Chairman B.P.C.

DRAWINGS ISSUE/REVISION DETAILS			
Drawing No.	Date	Issued By	Description
			<b>SANCTIONED</b>

Key Plan :

Total Area of Site - 0.302 Acres  
 FAR Available on - 0.2 Acres = 809.374 Sqm  
 Permissible Ground Coverage @ 33 % = 267.0921 Sqm  
 Proposed Ground Coverage = 231.03884 Sqm  
 Proposed FAR = 231.03884



Architects :  
 Arop Associates Pvt. Ltd.  
 E-106, Greater Kailash Enclave - I  
 New Delhi, India  
 Ph.: 2624 2050 Fax: 2624 2035

Structures :  
 DESMAN  
 A-53, Second Floor  
 East of Kailash  
 New Delhi 110 065  
 Tel. : 26836405; Fax 26836405  
 Email : desman.madhav@gmail.com

Electrical / HVAC :  
 ENVIROTECH DESIGN PVT. LTD.  
 G-79, 3rd Floor (Above PUMA Showroom)  
 Near Kalindi Kunj (Main Road),  
 New Delhi -110025  
 Email: projects@envirotech.in TEL: 29948091

Plumbing / Fire Fighting  
 ARK CONSULTANTS  
 1/30, Roshan garden-II  
 Kakrola Road, Najafgarh  
 New Delhi -110043

Landscape :  
 NIPPAYSAGE  
 ARCHITECTES PAYSAGISTES  
 LANDSCAPE ARCHITECTS

Clients :  
 PROPOSED BUILDING PLANS OF GROUP HOUSING COLONY ARSEY  
 MEASURING 11.083 ACRE(S) UNDER NO. 81 OF 2011 DATED 16.09.2011  
 IN SECTOR-85 GURGAON MANESAR URBAN COMPLEX BEING  
 DEVELOPED BY SHIVA PROFILES PVT. LTD.

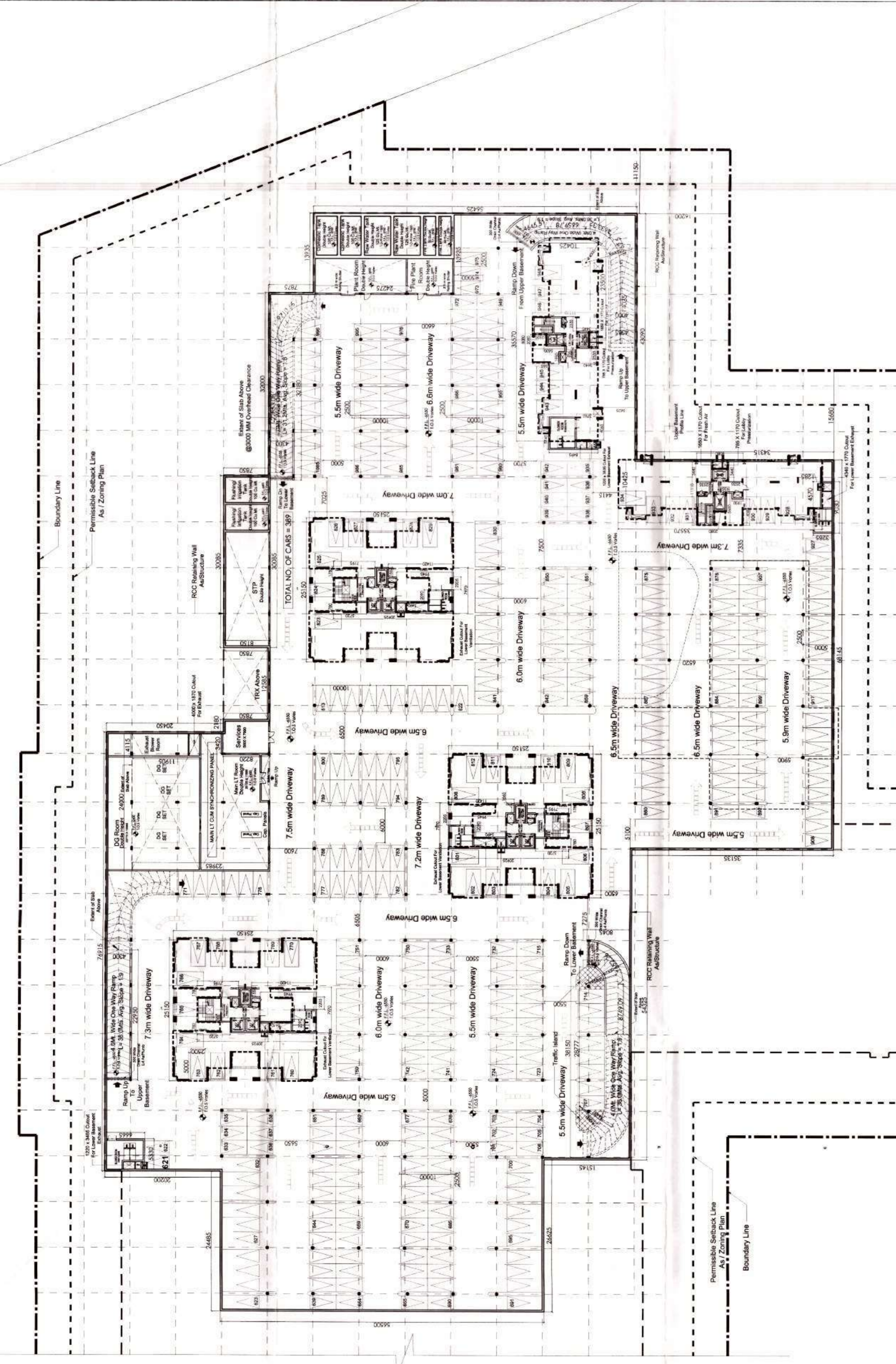
Project Title :  
 S.S GROUP HOUSING  
 Sector-85, Gurgaon

Drawing Title :  
 Architectural Plan  
 Nursery School (Plans, elev. & section)

Scale : 1:100 Project No : 2011/75 Rev :  
 Date : 09/03/2013 Drawing No :  
 Drawn By : Priyank Jain AR-PLN-85-01 00  
 Checked By : Varun Jain  
 Sheet Size : A1-84x594 Drawing Status : For Sanction

Tamir Mathur, Architect  
 Co-Ordinator  
 Registration No. CA201003816

Plot Size : S.S. ELEVATION SCALE 200:1



**LOWER BASEMENT AREA STATEMENT**

AREA AT LOWER BASEMENT LEVEL 16750.757 SQ.MTS.  
 SERVICE AREA ON LOWER BASEMENT 2102.53 SQ.MTS.  
 NET AREA UNDER PARKING ON LOWER BASEMENT 14648.227 SQ.MTS.

TOTAL PARKING REQUIRED @1.5 ECS PER DWELLING UNIT = 1.5 \* 560 NOS. = 840 NOS.  
 PERMISSIBLE ECS @ 35 SQ.MTS. ON LOWER BASEMENT = 418.52 NOS. SAY 419 NOS.  
 ECS PROVIDED ON LOWER BASEMENT LEVEL 385 NOS.  
 TOTAL ECS PROVIDED ON UPPER AND LOWER BASEMENTS 1005 NOS.

PERMISSIBLE COVERED CAR PARKING AT BASEMENT @ 75 % OF TOTAL ECS : 1039  
 PROPOSED COVERED CAR PARKING IN UPPER AND LOWER BASEMENT : 1005

**ARCHITECTURAL LEGEND & NOTES :-**

- EXISTING BOUNDARY
- SETBACK LINE
- BUILDING PROFILE ABOVE
- TRAFFIC ISLAND +150MM FROM F.F.L

1. ±0.0 LVL REFERS TO EXTERNAL ROAD LVL  
 2. ALL WALLS ARE 230 THK. BRICK WALL UNLESS OTHERWISE MENTIONED.

Authority's Stamp:

- All Dimensions & Levels are in mm unless otherwise mentioned.
- All Mechanical and Electrical drawings shall be read jointly with the architectural drawings in order to establish a complete list of works.
- The contractor shall verify all dimensions, details, specifications & site conditions & shall report any error, omission and/or anomaly to the architect before commencement of work.
- For construction purposes, the dimensions shall not be measured directly on the drawings. The drawings shall not be used for construction until they are issued for construction.
- All relevant structural drawings shall be read jointly with the architectural drawings and any discrepancy to be brought to the notice of Architects before execution of work on site.
- All dimensions specified in Architectural drawings shall supercede the services and structural drawings unless otherwise mentioned.
- Refer separate detailed drawing for cutout and sleeve location and sizes.
- Refer separate detailed drawing for Staircases; Ramps; RCP Blower Rooms.

**SKETCHES INCORPORATED DETAILS**

Sketch No.	Date	Issued By	Description

**DRAWING ISSUE/REVISION DETAILS**

Drawing No.	Date	Issued By	Description

Architect's Stamp:

**Architects :**  
**Arcop Associates Pvt. Ltd.**  
 E-106, Greater Kailash Enclave - I  
 New Delhi, India  
 Ph.: 2624 2050 Fax : 2624 2035

**Structures :**  
**DESMAN**  
 A-53, Second Floor  
 East of Kailash  
 New Delhi - 110 065  
 Tel : 26836405; Fax 26836405  
 Email : desman.madhav@gmail.com

**Electrical / HVAC:**  
**ENVIROTECH DESIGN PVT. LTD.**  
 G-79, 3rd Floor (Above PUMA Showroom)  
 Near Kalindi Kunj (Main Road),  
 New Delhi -110025 TEL: 29948091  
 Email: projects@envirotech.in

**Plumbing / Fire Fighting**  
**ARK CONSULTANTS**  
 1/30, Roshan garden-II  
 Kakrola Road, Najafgarh  
 New Delhi -110043

**Landscape :**  
**NIP PAYSAGE**  
 ARCHITECTES PAYSAGISTES  
 LANDSCAPE ARCHITECTS

**Clients:**  
**SHIVA PROFINS PVT. LTD.**

**Project Title :**  
 PROPOSED BUILDING PLANS OF GROUP HOUSING COLONY AREA  
 MEASURING 11.993 ACRE(S) LICENCE NO 81 OF 2011 DATED 16.09.2011  
 IN SECTOR-85, GURGAON MANESAR URBAN COMPLEX BEING  
 DEVELOPED BY SHIVA PROFINS PVT. LTD.

**Drawing Title :**  
**Architecture**

**Lower Basement (Plans)**

Scale :	Project No :	Rev :
1:200	2011/75	00
Date :	Drawing No :	
16.08.2012	B-02	
Drawn By :		
Sphurti		
Checked By :		
Varun Jain		
Sheet Size :	Drawing Status :	
A0	FOR SANCTION	

4

3

2

1

4

OPENING SCHEDULE						
FIRE DOORS						
S.NO.	DOOR NO.	ROUGH OPENING WIDTH(MM)	HEIGHT(MM)	FROM FINISH FLOOR CILL(MM)	TO FINISH FLOOR LINTEL(MM)	LOCATION
1	FD1	1500	2000	100	2100	ELECTRICAL SHAFT

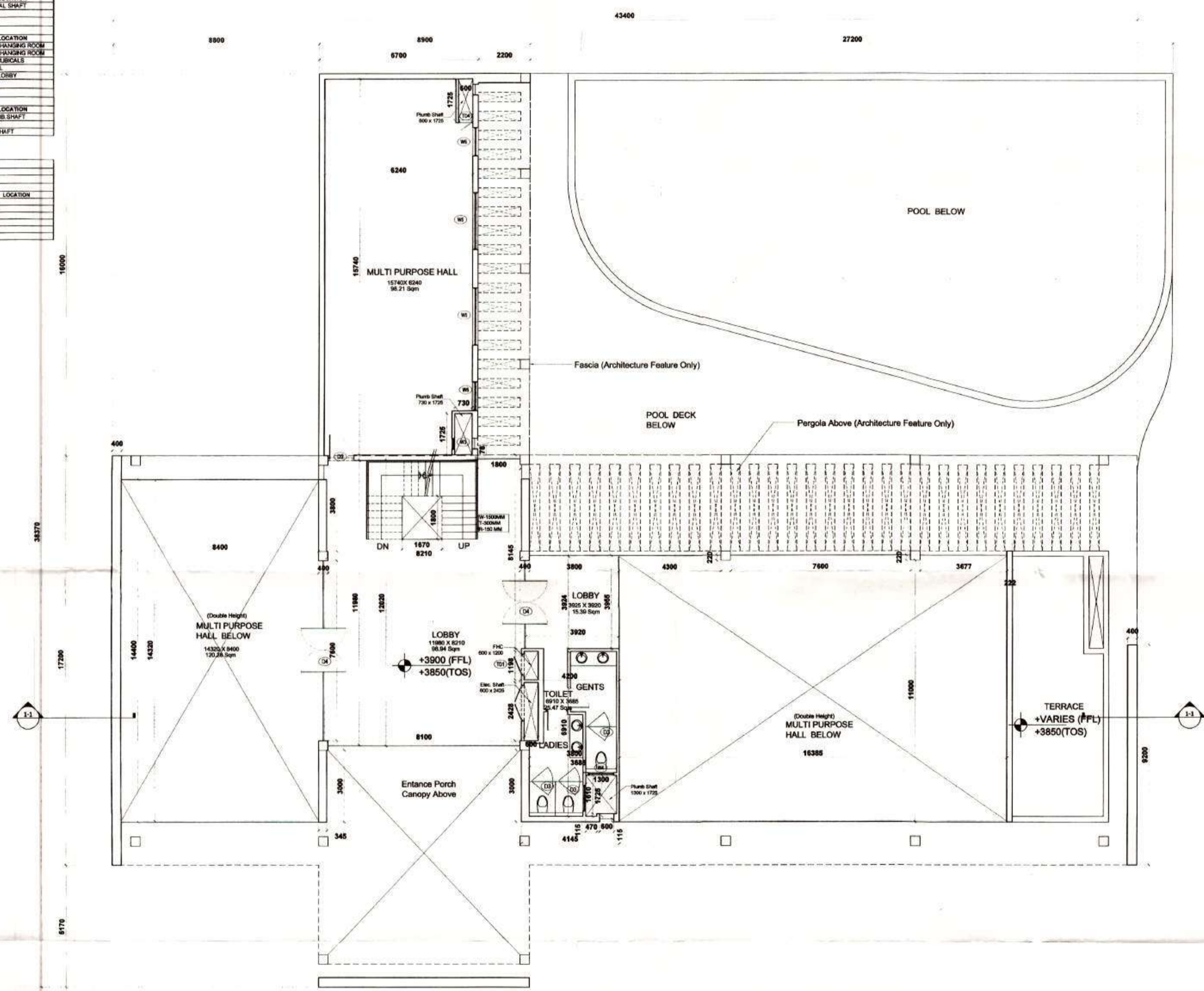
INTERNAL DOORS						
S.NO.	DOOR NO.	ROUGH OPENING WIDTH(MM)	HEIGHT(MM)	FROM FINISH FLOOR CILL(MM)	TO FINISH FLOOR LINTEL(MM)	LOCATION
1	D1	1050	2100	100	2100	TOILET / CHANGING ROOM
2	D2	1100	2100	100	2100	TOILET / CHANGING ROOM
3	D3	1100	2100	100	2100	TOILETS CUBICALS
4	D4	1600	2100	100	2100	PLAY HALL
5	D5	1800	2100	100	2100	KITCHEN LOBBY

TRAP DOORS						
S.NO.	DOOR NO.	ROUGH OPENING WIDTH(MM)	HEIGHT(MM)	FROM FINISH FLOOR CILL(MM)	TO FINISH FLOOR LINTEL(MM)	LOCATION
1	TD1	600	3000	100	2100	F.P.C./PLUMB SHAFT
2	TD2	600	3000	100	2100	J.C.
3	TD3	600	3000	100	2100	PLUMB SHAFT

WINDOWS						
S.NO.	WINDOWS NO.	ROUGH OPENING WIDTH(MM)	HEIGHT(MM)	FROM FINISH FLOOR CILL(MM)	TO FINISH FLOOR LINTEL(MM)	LOCATION
1	P/W1	1700	2100	100	2100	TOILET
2	P/W2	600	2100	100	2100	TOILET
3	P/W3	450	1200	900	2100	TOILET
4	P/W4	670	1200	900	2100	TOILET
5	W5	3400	2000	100	2100	GYM
6	W6	1200	3000	100	2100	GYM



**FIRST FLOOR PLAN**  
 AT+3850MM LVL

- All Dimensions & Levels are in mm unless otherwise mentioned.
- All Mechanical and Electrical drawings shall be read jointly with the architectural drawings in order to establish a complete list of works.
- The contractor shall verify all dimensions, details, specifications & site conditions & shall report any error, omission and/or anomaly to the architect before commencement of work.
- For construction purposes, the dimensions shall not be measured directly on the drawings. The drawings shall not be used for construction until they are issued for construction.
- All relevant structural drawings shall be read jointly with the architectural drawings and any discrepancy to be brought to the notice of Architects before execution of work on site.
- All dimensions specified in Architectural drawings shall supersede the services and structural drawings unless otherwise mentioned.
- Refer separate detailed drawing for cutout and sleeve location and sizes of floor slabs.
- Refer separate detailed drawing for Staircases, Ramps, RCP Slover floors.

SKETCHES INCORPORATED DETAILS			
Sketch No.	Date	Issued By	Description
1	15.11.13	S.T.P. (S)	C.T.P. (Hr.)
2		Member	Chairman
3		B.P.C.	B.P.C.

DRAWING ISSUE/REVISION DETAILS			
Drawing No.	Date	Issued By	Description

Key Plan :

**Architects :**  
 Arcop Associates Pvt. Ltd.  
 E-106, Greater Kailash Enclave - I  
 New Delhi, India  
 Ph. : 2624 2050 Fax : 2624 2035

**Structures :**  
 DESMAN  
 A-53, Second Floor  
 East of Kailash  
 New Delhi 110 065  
 Tel. : 26836405; Fax 26836405  
 Email : desman.madhav@gmail.com

**Electrical / HVAC :**  
 ENVIROTECH DESIGN PVT. LTD.  
 G-79, 3rd Floor (Above PUMA Showroom)  
 Near Kailindi Kunj (Main Road),  
 New Delhi - 110025  
 Email: projects@envirotech.in TEL: 29948081

**Plumbing / Fire Fighting**  
 ARK CONSULTANTS  
 1/30, Roshan garden-II  
 Kakrola Road, Najafgarh  
 New Delhi - 110043

**Landscape :**  
 NIP PAYSAGE  
 ARCHITECTES PAYSAGISTES  
 LANDSCAPE ARCHITECTS

**Clients :**  
 Shri Shiva Profins (P) Ltd  
 SHIVA PROFINS PVT./LTD.  
 Director / A-3.

**Project Title :**  
 PROPOSED BUILDING ELEV./ SEC. OF GROUP HOUSING COLONY AREA MEASURING 11.063 ACRES (LICENCE NO.81 OF 2011 DATED 16.08.2011) IN SECTOR-46, GURGAON MANESAR URBAN COMPLEX BEING DEVELOPED BY SHIVA PROFINS PVT. LTD.

**Drawing Title :**  
 Architectural Plan

**Scale :** 1:100 **Project No. :** 2011/75 **Rev. :** 00  
**Date :** 09/03/2013 **Drawing No. :**  
**Drawn By :** Priyank Jain **COMMUNITY BUILDING PLAN 00**  
**Checked By :** Varun Jain  
**Sheet Size :** A1-84x12594 **Drawing Status :** For Sanction

Tanu Mathur, Architect  
 Council of Architects  
 Registration No. CA202045