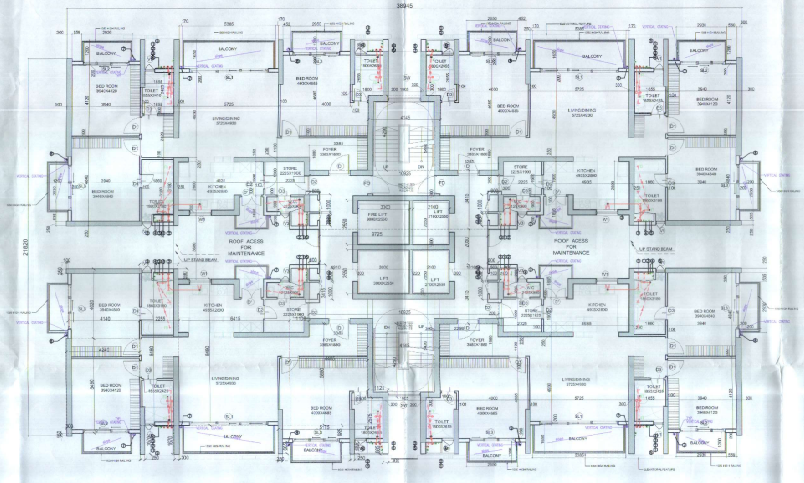

1ST FLOOR PLAN
(BEDROOM UNIT) T6

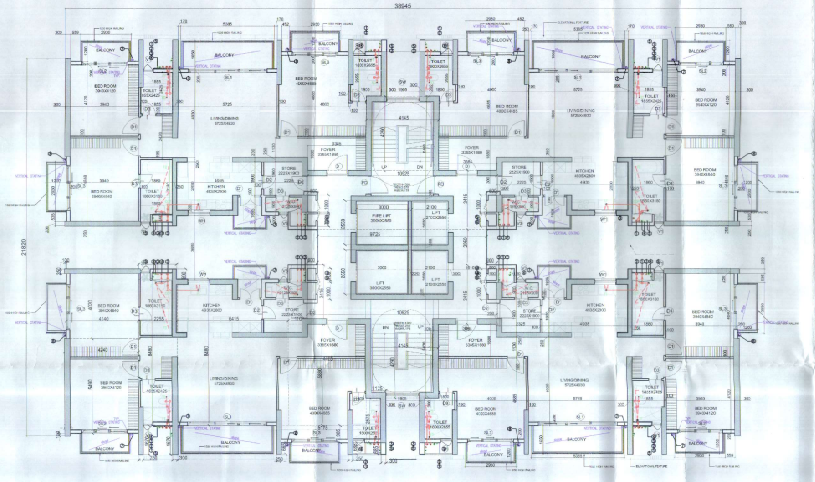

TYPICAL FLOOR PLAN(2nd FL. TO 18TH FL.)
(3BEDROOM UNIT) T6

PLUMBING LEGEND:-

- ① —— 110(CD) SOIL PIPE
- 1A —— 170(CD) SOIL PIPE
- ② —— 110(CD) WASTE PIPE
- 2A —— 170(CD) WASTE PIPE
- ③ —— 80(OD) ANTISYPHONAGE PIPE
- ④ —— DOMESTIC WATER SUPPLY PIPE
- ⑤ —— FLUSHING WATER SUPPLY PIPE
- 4A —— DOMESTIC WATER SUPPLY RISER
- 5A —— FLUSHING WATER SUPPLY RISER
- ⑦ —— 110(CD) RAIN WATER PIPE
- ⑧ —— 170(CD) RAIN WATER PIPE
- DWS DOMESTIC WATER SUPPLY
- FWS FLUSHING WATER SUPPLY
- HWS HOT WATER SUPPLY
- COP CLEAN OUT PLUG

DOMESTIC WATER SUPPLY	DWS
FLUSHING WATER SUPPLY	FWS
FLOOR TRAP (P-TRAP) 100x100(deep seal)	FT
CLEAN OUT PLUG	COP
FLOOR DRAIN 80X50	FD
VALVE	
VALVE CHAMBER	VC

DETAIL OF PIPE CONNECTIONS

- FROM WC TO STACK\MH.....100ø CI SOIL PIPE
- FROM UT TO STACK\MH.....100ø CI SOIL PIPE
- FROM FT TO STACK\GT.....100ø CI WASTE PIPE
- FROM WB WASTE TO FT.....32ø GI WASTE PIPE
- FROM URINAL TO UT.....40ø GI SOIL PIPE
- FROM FD TO FT.....50ø G WASTE PIPE

DOOR WINDOW SCHEDULE

S.NO	TYPE	SIZE	CILL LEVEL	LINTEL LEVEL
1	D	1200X2100	00	2100
2	D	1200 X 2100	00/2200	2300
3	D1	1300 X 2100	00	2100
4	D2	900 X 2100	00	2100
5	D3	800X 2100	00	2100
6	FD	1050X 2100	00	2100
7	SL1	4960 X 2400	00	2400
8	SL2	2660 X 2400	00	2400
9	SL3	2630 X 2400	00	2400
10	SL6	6000X 2400	00	2400
11	SL8	4000 X 2400	00	2400
12	W1	1550 X1250	1050	2300
13	V1	750 X1210	1090	2300
14	V2	600 X1200	1100	2300
15	V3	550X1200	1100	2300
16	SW	1200X1350	1050	2400

PLUMBING LEGEND:-

- ① —— 110ø SOIL PIPE
- ② —— 120ø WASTE PIPE
- ③ —— 80ø ANTISYPHONAGE PIPE
- ④ —— 50ø DOMESTIC WATER SUPPLY PIPE
- ⑤ —— 32ø FLUSHING WATER SUPPLY PIPE
- ⑦ —— 150ø RAIN WATER PIPE
- ⑧ —— 150ø RAIN WATER PIPE
- —— DOMESTIC WATER SUPPLY RISER
- —— FLUSHING WATER SUPPLY RISER

DOMESTIC WATER SUPPLY	DWS
FLUSHING WATER SUPPLY	FWS
FLOOR TRAP (P-TRAP) 100x100(deep seal)	FT
CLEAN OUT PLUG	COP
FLOOR DRAIN 80X50	FD
VALVE	
VALVE CHAMBER	VC

DETAIL OF PIPE CONNECTIONS

- FROM WC TO STACK\MH.....100ø CI SOIL PIPE
- FROM UT TO STACK\MH.....100ø CI SOIL PIPE
- FROM FT TO STACK\GT.....100ø CI WASTE PIPE
- FROM WB WASTE TO FT.....32ø GI WASTE PIPE
- FROM URINAL TO UT.....40ø GI SOIL PIPE
- FROM FD TO FT.....50ø G WASTE PIPE

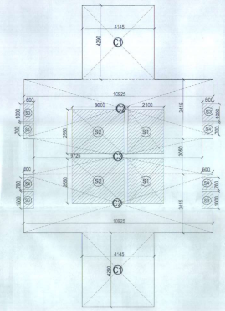

AREA DIAGRAM CORE TYPICAL FLOOR PLAN
(3BEDROOM UNIT)

AREA DETAIL TYPICAL UNIT (3BED ROOM)					
1	0.100	X	0.250		0.025
2	4.140	X	4.020		16.642
3	2.210	X	0.590		1.303
4	2.255	X	8.480		19.122
5	6.415	X	8.480		54.399
6	1.100	X	3.415		3.756
7	4.485	X	5.880		26.371
8	1.125	X	2.575		2.89
9	0.300	X	0.685		0.205
10	0.250	X	0.685		0.171
11	5.175	X	0.985		5.097
12	0.250	X	0.665		0.167
13	0.300	X	1.670		0.501
14	0.250	X	1.670		0.417
15	0.300	X	0.150		0.045
16	4.240		5.490		23.277
TOTAL					154.388

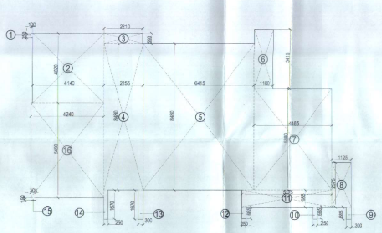

AREA DIAGRAM TYPICAL UNIT
(3BEDROOM UNIT) FOR(TOWER 6)

CORE AREA DETAIL TYPICAL FLOOR					
C1	4.155	X	4.290	2	35.649
C2	10.925	X	3.415	2	74.617
C3	9.725	X	2.050		19.936
					130.202
SHAFT AREA DETAIL					
S1	2.1		2.550	2	10.71
S2	3.00		2.550	2	15.30
S3	0.600		1.000	4	2.4
S4	0.600		0.700	4	1.68
					30.09 SQM
TOTAL CORE AREA DETAIL=			130.202 -	30.09	=100.112 SQM.

UNIT AREA ON TYPICAL FLOOR (3BED ROOM)	= 154.388 Sqm.
TOTAL AREA ON TYPICAL FLOOR (3BED ROOM)	= 154.388X4 =617.552 Sqm.
CORE AREA ON TYPICAL FLOOR	=100.112 Sqm.
F.A.R. AREA ON TYPICAL FLOOR (3 BED ROOM)	=617.552 +100.112 =717.664 Sqm.
TOTAL F.A.R AREA ON TYPICAL FLOOR (1ST. TO 18TH FLOOR)	= TYP.FL. FAR AREA x 18=717.664 x 18 =12917.952 Sqm.

PROJECT

REVISED BUILDING PLANS FOR
Group Housing scheme measuring 36.2515 acres (License No.155 of 2008 dated 14.03.2008 and License No. 200 of 2008 dated 08.12.2008) in sector 72 Gurgaon Manesar Urban Complex being developed by Gurgaon infratech pvt.ltd , Landscape Structures Pvt. Ltd. & Ardent Properties Pvt. Ltd.

DRAWING TITLE

1ST TO 18TH TYPICAL FLOOR (TOWER-6)

OWNERS SIGN.

ARCHITECTS SIGN.

NISHIT GUPTA
ARCHITECT
LIC No.: CA/91/13697

SANCTIONED
To be read in conjunction with our letter No. 55-982 2/9/13

SCALE 1:100	DATE
DRAWN BY	DRG. NO. TH/T6/SUB-38