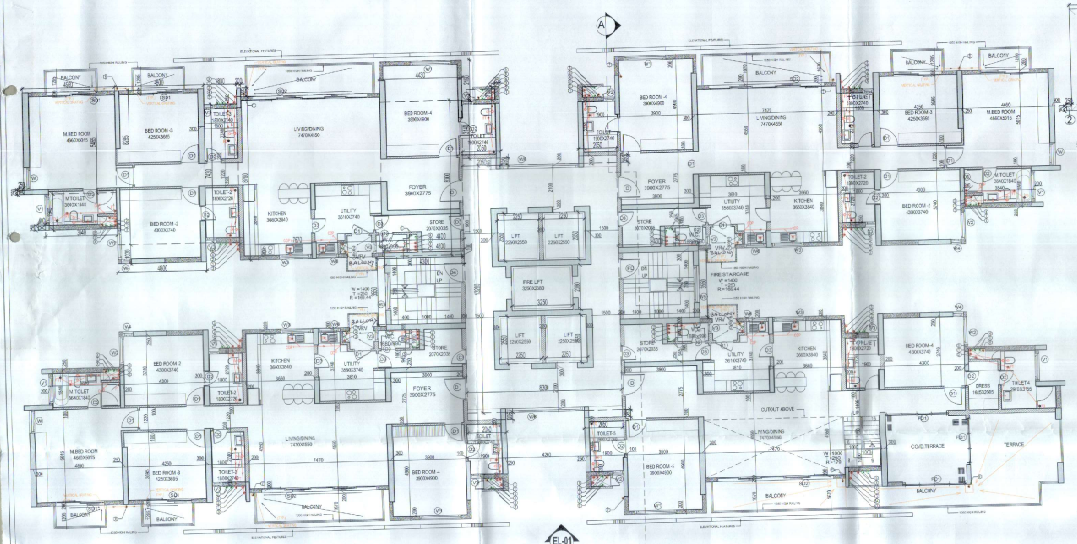

27TH FLOOR PLAN

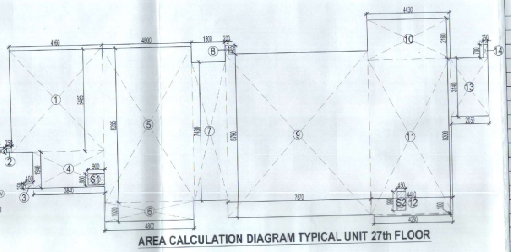

AREA CALCULATION DIAGRAM TYPICAL UNIT 27th FLOOR

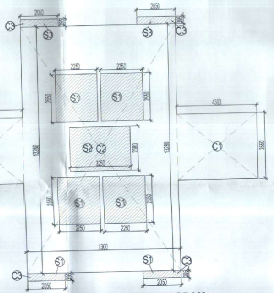

CORE AREA CALCULATION DIAGRAM TYPICAL FLOOR

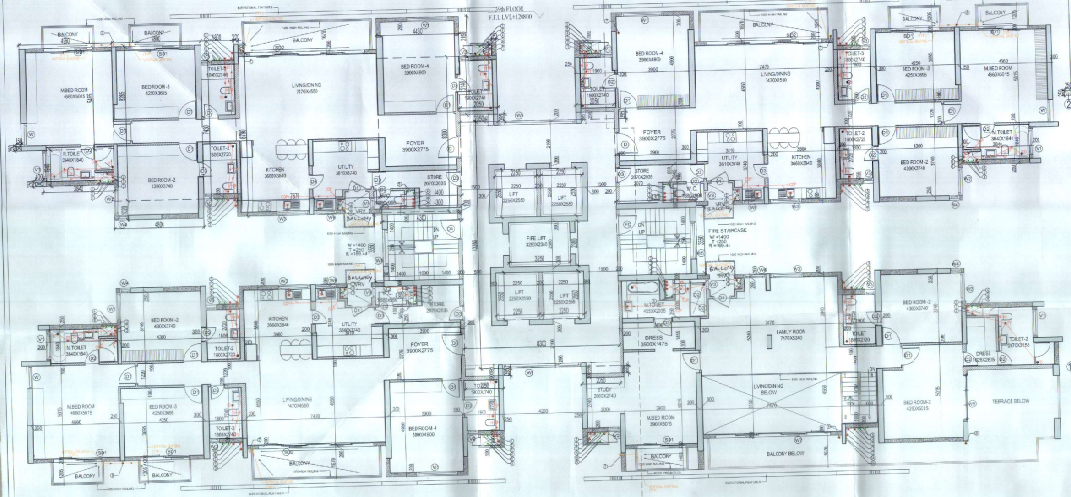

28TH FLOOR PLAN

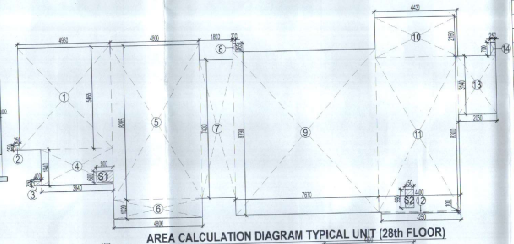

AREA CALCULATION DIAGRAM TYPICAL UNIT (28th FLOOR)

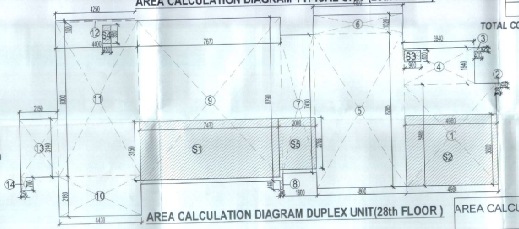

AREA CALCULATION DIAGRAM DUPLEX UNIT(28th FLOOR)

AREA CALCULATION TYPICAL UNIT(27th FLOOR)

NO	SIZE (IN m)	AREA(IN Sqm.)
1	4.960 X 5.465	27.11
2	0.25 X 0.25	0.06
3	0.400 X 0.250	0.10
4	3.340X1.940	7.45
5	4.800 X 8.285	39.77
6	4.800 X 1.020	4.90
7	1.800 X 7.430	13.37
8	0.200 X 0.465	0.09
9	7.670 X 8.790	67.42
10	4.430 X 2.160	9.57
11	4.400 X 8.300	36.52
12	0.100 X 4.250	0.43
13	2.050 X 3.140	6.44
14	0.250 X 0.700	0.17
	TOTAL AREA	= 213.40 Sqm.

DEDUCT AREA

	SIZE (IN m)	AREA(IN Sqm.)
S1	0.900 X 0.600	0.540
S2	0.450 X 0.990	0.44
	TOTAL AREA	= 0.98 Sqm.

TOTAL COVD. AREA ON TYPICAL UNIT = 213.40 - 0.98 = 212.42 sqm.

AREA CALCULATION CORE

NO	SIZE (IN m)	AREA(IN Sqm.)
C1	(4.300 X 3.550)X2	30.53
C2	8.300 X 13.280	110.22
C3	(2.050 X 0.395)X4	3.24
	TOTAL AREA	= 143.99 Sqm.

DEDUCT AREA

NO	SIZE (IN m)	AREA(IN Sqm.)
S1	(2.250 X 2.550)X4	22.95
S2	3.250 X 2.380	7.73
S3	(2.050 X 0.395)X4	3.24
	TOTAL AREA	= 33.92 Sqm.

TOTAL COVD. AREA ON CORE = 143.99 - 33.92 = 110.07 sqm.

AREA CALCULATION TYPICAL UNIT(28th FLOOR)

NO	SIZE (IN m)	AREA(IN Sqm.)
1	4.960 X 5.465	27.11
2	0.25 X 0.25	0.06
3	0.400 X 0.250	0.10
4	3.340X1.940	7.45
5	4.800 X 8.285	39.77
6	4.800 X 1.020	4.90
7	1.800 X 7.430	13.37
8	0.200 X 0.465	0.09
9	7.670 X 8.790	67.42
10	4.430 X 2.160	9.57
11	4.400 X 8.300	36.52
12	0.100 X 4.250	0.43
13	2.050 X 3.140	6.44
14	0.250 X 0.700	0.17
	TOTAL AREA	= 213.40 Sqm.

DEDUCT AREA

	SIZE (IN m)	AREA(IN Sqm.)
S1	0.900 X 0.600	0.540
S2	0.450 X 0.990	0.44
	TOTAL AREA	= 0.98 Sqm.

TOTAL COVD. AREA ON TYPICAL UNIT = 213.40 - 0.98 = 212.42 sqm.

AREA CALCULATION DUPLEX UNIT(28th FLOOR)

NO	SIZE (IN m)	AREA(IN Sqm.)
1	4.960 X 5.465	27.11
2	0.25 X 0.25	0.06
3	0.400 X 0.250	0.10
4	3.840X1.940	7.45
5	4.880 X 8.285	39.77
6	4.800 X 1.020	4.90
7	1.800 X 7.430	13.37
8	0.200 X 0.465	0.09
9	7.670 X 8.790	67.42
10	4.430 X 2.160	9.57
11	4.400 X 8.300	36.52
12	0.100 X 4.250	0.43
13	2.050 X 3.140	6.44
14	0.250 X 0.700	0.17
	TOTAL AREA	= 213.40 Sqm.

DEDUCT AREA

NO	SIZE (IN m)	AREA(IN Sqm.)
S1	7.470 X 3.150	23.53
S2	4.960 X 3.800	18.85
S3	0.900 X 0.600	0.540
S4	0.450 X 0.990	0.44
S5	2.000 X 2.755	5.51
	TOTAL AREA	= 48.87 Sqm.

TOTAL COVD. AREA ON DUPLEX UNIT = 213.40 - 48.87 = 164.53 sqm.

TYPICAL UNIT AREA ON 27TH FLOOR (4BED ROOM)	= 212.42 Sqm.
TOTAL AREA ON TYPICAL UNIT 27th FLOOR (4BED ROOM	= 213.40 X 4 = 849.68 Sqm.
CORE AREA ON TYPICAL 27th FLOOR	= 110.07 Sqm.
F.A.R. AREA ON 27th FLOOR	= 849.68 +110.07 = 959.75 Sqm.
TYPICAL UNIT AREA ON 28th FLOOR (4BED ROOM)	= 212.42 Sqm.
TOTAL UNIT AREA ON 28th FLOOR (4BED ROOM)	= 212.42 X 3 = 637.26 Sqm.
DUPLEX UNIT AREA ON 28th FLOOR (4BED ROOM)	= 164.53 Sqm.
CORE AREA ON 28th FLOOR	= 110.07 Sqm.
F.A.R. AREA ON 28th FLOOR	= 637.26 + 164.53 +110.07 = 911.86 Sqm.

DOOR WINDOW SCHEDULE

S.NO.	TYPE	SIZE	CILL LEVEL	LINTEL LEVEL
1	D	1200 x 2100	00	2100
2	D1	1000 x 2100	00	2100
3	D2	800 x 2100	00	2100
4	D3	900 x 2100	00	2100
5	D4	1100 x 2100	00	2100
6	FD	1100 x 2100	00	2100
7	SD1	2610 x 2400	00	2400
8	SD2	6200 x 2400	00	2400
9	FD1	2490 x 2400	00	2400
10	W	1215 X1500	900	2400
11	W1	2200 X1500	900	2400
12	W2	1500 x 1500	900	2400
13	W3	1650 x 1250	1050	2300
14	W4	550 x 1500	900	2400
15	W5	2000 x 1500	900	2400
16	W6	4200 x 1500	900	2400
17	W7	6200x 1500	900	2400
18	V1	1390 x 825	1475	2300
19	V2	600 x 1225	1075	2300
20	V3	550 x 1200	1100	2300

PLUMBING LEGEND:-

- (1) — 110(OD) SOIL PIPE
- (1A) — 160(OD) SOIL PIPE
- (2) — 110(OD) WASTE PIPE
- (2A) — 160(OD) WASTE PIPE
- (3) — 80(OD) ANTISYPHONAGE PIPE
- (4) — DOMESTIC WATER SUPPLY PIPE
- (5) — FLUSHING WATER SUPPLY PIPE
- (4A) — DOMESTIC WATER SUPPLY RISER
- (5A) — FLUSHING WATER SUPPLY RISER
- (6) — HOT WATER SUPPLY PIPE
- (7) — 110(OD) RAIN WATER PIPE
- (8) — 160(OD) RAIN WATER PIPE
- DWS — DOMESTIC WATER SUPPLY
- FWS — FLUSHING WATER SUPPLY
- HWS — HOT WATER SUPPLY
- COP — CLEAN OUT PLUG

DETAIL OF PIPE CONNECTIONS

FROM WC TO STACK WITH 110(OD) UPVC SOIL PIPE
FROM FT TO STACK WITH 110(OD) UPVC WASTE PIPE
FROM WC WASTE TO FT 63(OD) UPVC PIPE
FROM SINK TO FT 50(OD) UPVC PIPE
FROM WB WASTE TO FT 40(OD) UPVC PIPE
FROM BATH TUB WASTE TO FT 63(OD) UPVC PIPE

PROJECT

REVISED BUILDING PLANS FOR
Group Housing scheme measuring 36.2515 acres (License No.155 of 2003 dated 14.08.2003 and License No. 200 of 2003 dated 08.12.2003) in sector 72 Gurgaon Maresar Urban Complex being developed by Gurgaon Infratech pvt.ltd., Landscape Structures Pvt. Ltd. & Ardent Properties Pvt. Ltd.

DRAWING TITLE

27th & 28th FLOOR PLAN & AREA

TOWER - T7 (4BED ROOM)

OWNERS SIGN.

ARCHITECTS SIGN.

NISHIT GUPTA
ARCHITECT
Lic. No. CA/92/13997

SCALE	DATE
1:100	
DRAWN BY	DRG. NO.
	TH/T7/SUB-47