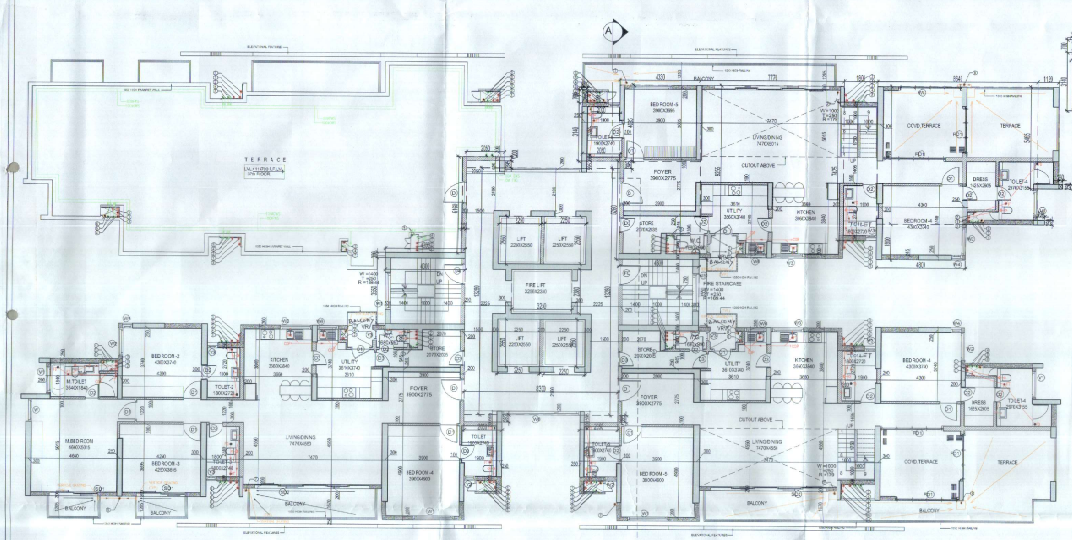

37TH FLOOR PLAN

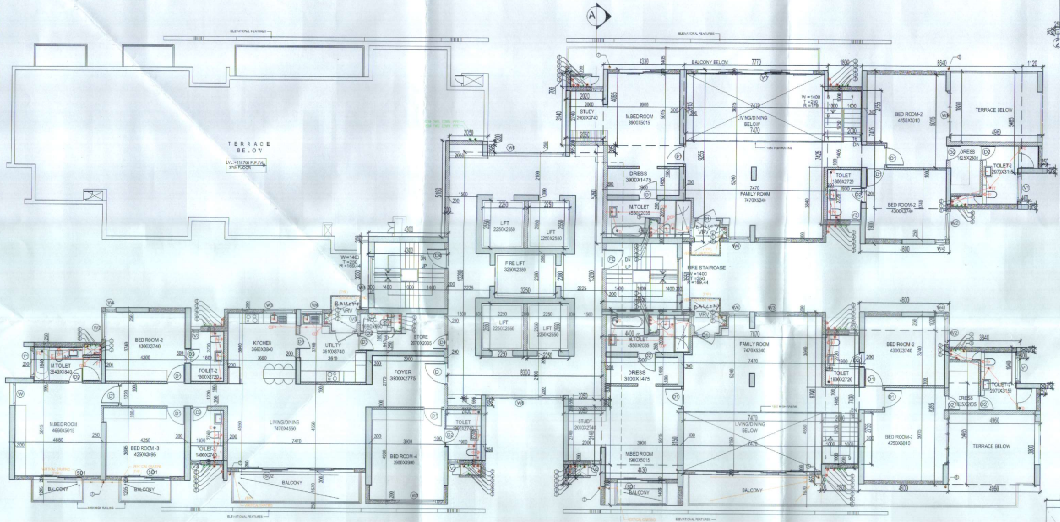

38TH FLOOR PLAN

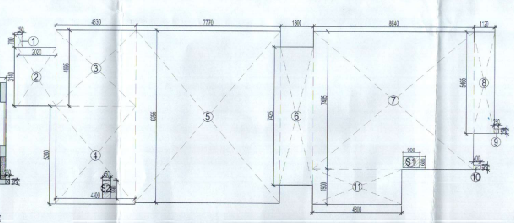

AREA CALCULATION DIAGRAM LOWER DUPLEX UNIT-1 (37th FLOOR)

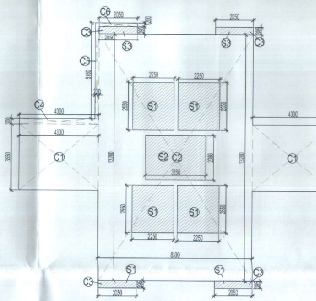

CORE AREA CALCULATION DIAGRAM
37TH FLOOR

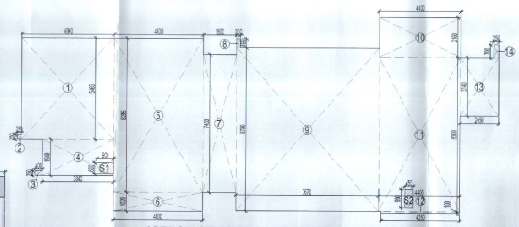

AREA CALCULATION DIAGRAM TYPICAL UNIT 37th & 38TH FLOOR

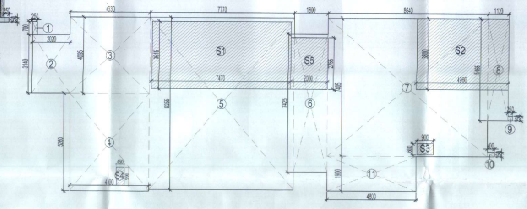

AREA CALCULATION DIAGRAM UPPER DUPLEX UNIT-1 (38th FLOOR)

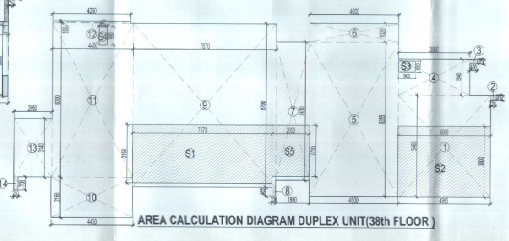

AREA CALCULATION DIAGRAM DUPLEX UNIT(38th FLOOR)

AREA CALCULATION LOWER DUPLEX UNIT-1 (37th FLOOR)		
NO	SIZE (IN m)	AREA(IN Sqm.)
1	0.250 X 0.700	0.17
2	2.020 X 3.140	6.34
3	4.330 X 4.095	17.73
4	4.300 X 5.260	22.62
5	7.770 X 9.255	71.91
6	1.800 X 7.425	13.36
7	8.640 X 7.405	63.98
8	1.120 X 5.465	6.12
9	0.250 X 0.250	0.06
10	0.400 X 0.250	0.10
11	4.800 X 1.900	9.12
	TOTAL AREA	= 211.51 Sqm.
DEDUCT AREA		
	SIZE (IN m)	AREA(IN Sqm.)
S1	0.990 X 0.600	0.540
S2	0.450 X 0.990	0.44
	TOTAL AREA	= 0.98 Sqm.

TOTAL COVD. AREA ON LOWER DUPLEX = 211.51 - 0.98 = 210.53 sqm.

AREA CALCULATION CORE 37TH &38TH FLOOR		
NO	SIZE (IN m)	AREA(IN Sqm.)
C1	(4.300 X 3.550)X2	30.53
C2	9.300 X 13.280	110.22
C3	(2.050 X 0.395)X4	3.24
C4	4.300 X 0.300	1.29
C5	0.200 X 5.160	1.03
C6	2.050 X 0.200	0.41
	TOTAL AREA	= 146.72 Sqm.
DEDUCT AREA		
NO	SIZE (IN m)	AREA(IN Sqm.)
S1	(2.250 X 2.550)X4	22.95
S2	3.250 X 2.380	7.73
S3	(2.050 X 0.395)X4	3.24
	TOTAL AREA	= 33.92 Sqm.

TOTAL COVD. AREA ON CORE = 146.72 - 33.92 = 112.80 sqm.

AREA CALCULATION TYPICAL UNIT(37th & 38th FLOOR)		
NO	SIZE (IN m)	AREA(IN Sqm.)
1	4.980 X 5.465	27.11
2	0.25 X 0.25	0.06
3	0.400 X 0.250	0.10
4	3.840X1.940	7.45
5	4.800 X 8.285	39.77
6	4.800 X 1.020	4.90
7	1.800 X 7.430	13.37
8	0.200 X 0.465	0.09
9	7.670 X 8.790	67.42
10	4.430 X 2.160	9.57
11	4.400 X 8.300	36.52
12	0.100 X 4.250	0.43
13	2.050 X 3.140	6.44
14	0.250 X 0.700	0.17
	TOTAL AREA	= 211.40 Sqm.
DEDUCT AREA		
	SIZE (IN m)	AREA(IN Sqm.)
S1	0.990 X 0.600	0.540
S2	0.450 X 0.990	0.44
	TOTAL AREA	= 0.98 Sqm.

TOTAL COVD. AREA ON TYPICAL UNIT = 211.40 - 0.98 = 212.42 sqm.

AREA CALCULATION UPPER DUPLEX UNIT-1 (38th FLOOR)		
NO	SIZE (IN m)	AREA(IN Sqm.)
1	0.250 X 0.700	0.17
2	2.220 X 3.140	6.34
3	4.330 X 4.095	17.73
4	4.300 X 5.260	22.62
5	7.770 X 9.255	71.91
6	1.800 X 7.425	13.36
7	8.640 X 7.405	63.98
8	1.120 X 5.465	6.12
9	0.250 X 0.250	0.06
10	0.400 X 0.250	0.10
11	4.800 X 1.900	9.12
	TOTAL AREA	= 211.51 Sqm.
DEDUCT AREA		
NO	SIZE (IN m)	AREA(IN Sqm.)
S1	7.470 X 3.615	27.00
S2	4.960 X 3.800	18.85
S3	0.900 X 0.600	0.540
S4	0.450 X 0.990	0.44
S5	2.000 X 2.755	5.51
	TOTAL AREA	= 52.34 Sqm.

TOTAL COVD. AREA ON DUPLEX UNIT = 211.51 - 52.34 = 159.17 sqm.

AREA CALCULATION DUPLEX UNIT(38th FLOOR)		
NO	SIZE (IN m)	AREA(IN Sqm.)
1	4.960 X 5.465	27.11
2	0.25 X 0.25	0.06
3	0.400 X 0.250	0.10
4	3.840X1.940	7.45
5	4.800 X 8.285	39.77
6	4.800 X 1.020	4.90
7	1.800 X 7.430	13.37
8	0.200 X 0.465	0.09
9	7.670 X 8.790	67.42
10	4.430 X 2.160	9.57
11	4.400 X 8.300	36.52
12	0.100 X 4.250	0.43
13	2.050 X 3.140	6.44
14	0.250 X 0.700	0.17
	TOTAL AREA	= 213.40 Sqm.
DEDUCT AREA		
NO	SIZE (IN m)	AREA(IN Sqm.)
S1	7.470 X 3.150	23.53
S2	4.960 X 3.800	18.85
S3	0.900 X 0.600	0.540
S4	0.450 X 0.990	0.44
S5	2.000 X 2.755	5.51
	TOTAL AREA	= 48.87 Sqm.

TOTAL COVD. AREA ON DUPLEX UNIT = 213.40 - 48.87 = 164.53 sqm.

DUPLEX UNIT AREA ON 37TH FLOOR (4BED ROOM)	= 210.53 Sqm.
TOTAL AREA ON DUPLEX UNIT 37th FLOOR (4BED ROOM)	= 210.53 X 2 = 421.06 Sqm.
TYPICAL UNIT AREA ON 37TH FLOOR (4BED ROOM)	= 212.42 Sqm.
CORE AREA ON TYPICAL 37th FLOOR	= 112.80 Sqm.
F.A.R. AREA ON 37th FLOOR	= 421.06 +212.42 + 112.80 = 746.28 Sqm.
TYPICAL UNIT AREA ON 38TH FLOOR (4BED ROOM)	= 210.53 Sqm.
DUPLEX UNIT AREA ON 38TH FLOOR (4BED ROOM)	= 164.53 Sqm.
DUPLEX UNIT-1 AREA ON 38th FLOOR (4BED ROOM)	= 159.17 Sqm.
CORE AREA ON 38th FLOOR	= 112.80 Sqm.
F.A.R. AREA ON 38th FLOOR	= 210.53 +164.53 + 159.17+112.80 = 647.33 Sqm.

DOOR WINDOW SCHEDULE

S.NO.	TYPE	SIZE	CILL LEVEL	LINTEL LEVEL
1	D	1200 x 2100	00	2100
2	D1	1000 x 2100	00	2100
3	D2	800 x 2100	00	2100
4	D3	900 x 2100	00	2100
5	D4	1100 x 2100	00	2100
6	FD	1100 x 2100	00	2100
7	SD1	2610 x 2400	00	2400
8	SD2	6200 x 2400	00	2400
9	FD1	2490 x 2400	00	2400
10	W	1215 X1500	900	2400
11	W1	2200 X1500	900	2400
12	W2	1500 x 1500	900	2400
13	W3	1650 x 1250	1050	2300
14	W4	550 x 1500	900	2400
15	W5	2000 x 1500	900	2400
16	W6	4200 x 1500	900	2400
17	W7	5200x 1500	900	2400
18	V1	1390 x 825	1475	2300
19	V2	600 x 1225	1075	2300
20	V3	550 x 1200	1100	2300

PLUMBING LEGEND:-
1 ——— 110(OD) SOIL PIPE
1A ——— 160(OD) SOIL PIPE
2 ——— 110(OD) WASTE PIPE
2A ——— 160(OD) WASTE PIPE
3 ——— 80(OD) ANTISYPHONAGE PIPE
4 ——— DOMESTIC WATER SUPPLY PIPE
5 ——— FLUSHING WATER SUPPLY PIPE
6A ——— DOMESTIC WATER SUPPLY RISER
5A ——— FLUSHING WATER SUPPLY RISER
8 ——— HOT WATER SUPPLY PIPE
7 ——— 110(OD) RAIN WATER PIPE
9 ——— 160(OD) RAIN WATER PIPE
DWS DOMESTIC WATER SUPPLY
FWS FLUSHING WATER SUPPLY
HWS HOT WATER SUPPLY
COP CLEAN OUT PLUG

DETAIL OF PIPE CONNECTIONS
FROM WC TO STACK(W) 110(OD) uPVC SOIL PIPE
FROM FT TO STACK(F) 110(OD) uPVC WASTE PIPE
FROM WC WASTE TO FT 63(OD) uPVC PIPE
FROM SINK TO FT 50(OD) uPVC PIPE
FROM WB WASTE TO FT 40(OD) uPVC PIPE
FROM BATH TUB WASTE TO FT 63(OD) uPVC PIPE

PROJECT

REVSED BUILDING PLANS FOR
Group Housing scheme measuring 39.2515 acres (License No. 155 of 2008 dated 14.08.2008 and License No. 220 of 2008 dated 08.12.2008) in sector 72 Gurgaon Manesar Urban Complex being developed by Gurgaon Infraech pvt.ltd., Landscape Structures Pvt. Ltd. & Ardent Properties Pvt. Ltd.

DRAWING TITLE

37th & 38th FLOOR PLAN & AREA
TOWER - T7 (4BED ROOM)

OWNERS SIGN. | ARCHITECTS SIGN.

SCALE: 1:100

DATE

DRAWN BY

DRG. NO. TH/T7/SUB-46