PRODUCED BY AN AUTODESK EDUCATIONAL PRODUCT

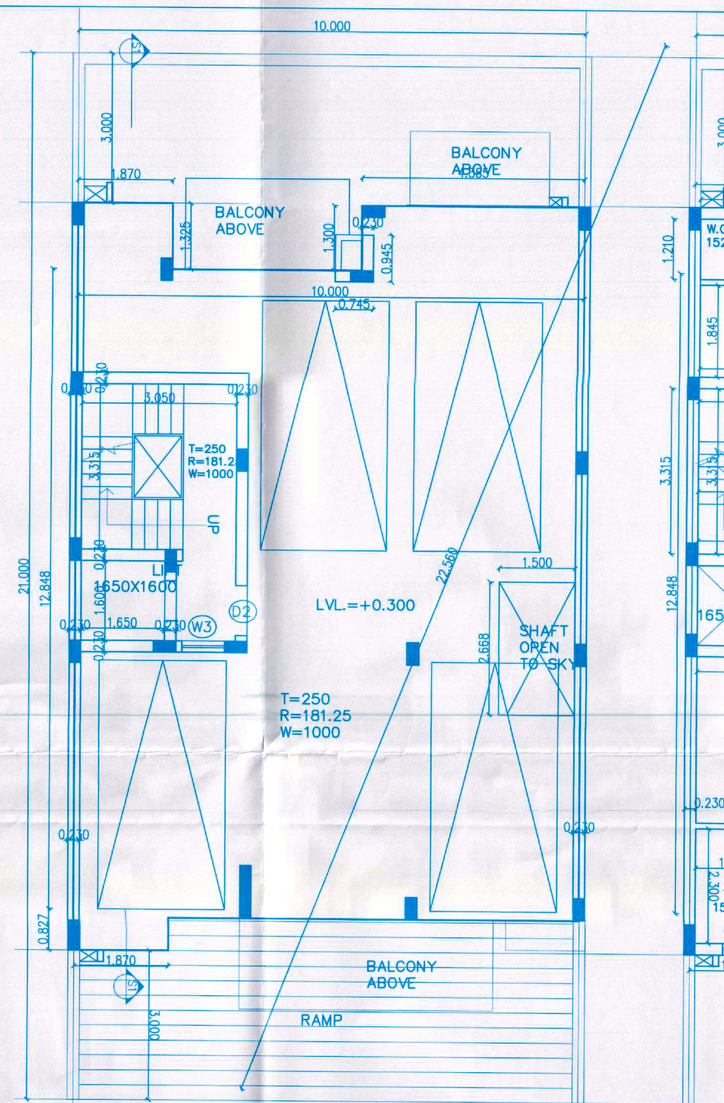

STILT FLOOR PLAN LVL.=±0.00

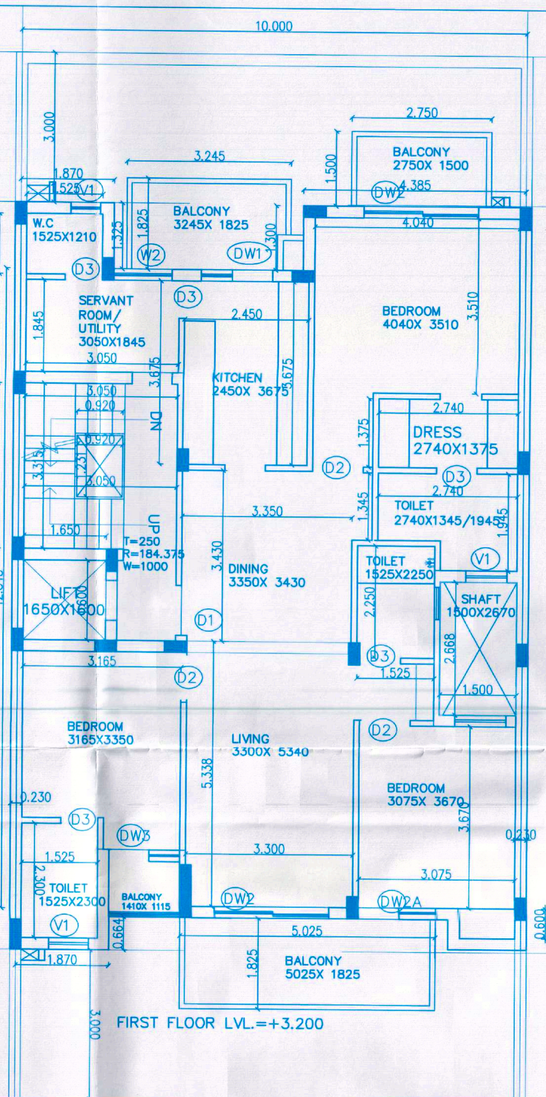

FIRST FLOOR PLAN
FIRST FLOOR LVL.=+3.200

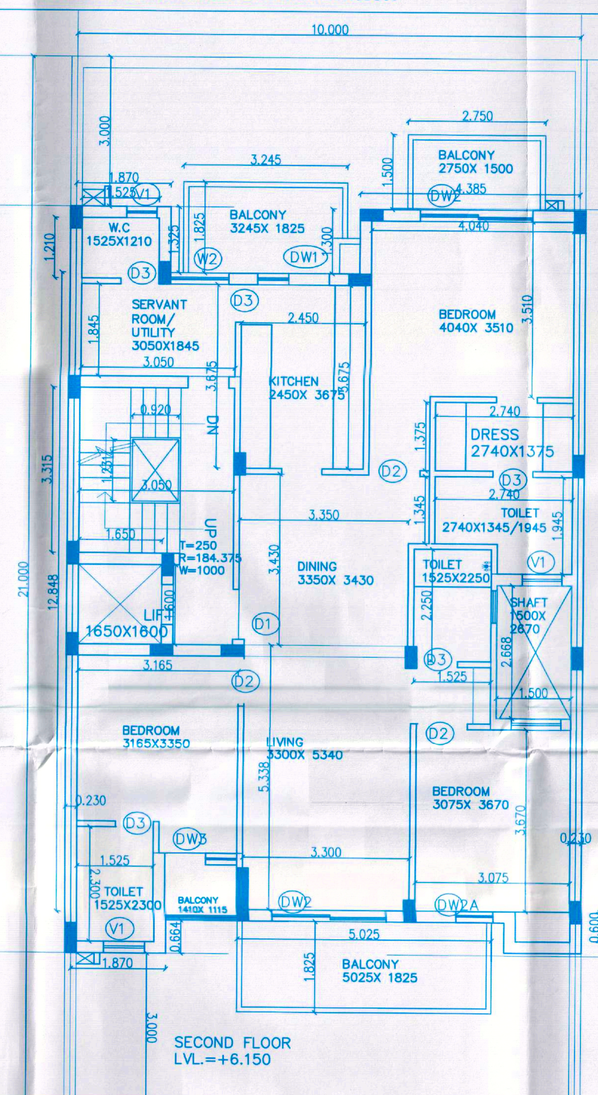

SECOND FLOOR PLAN
SECOND FLOOR LVL.=+6.150

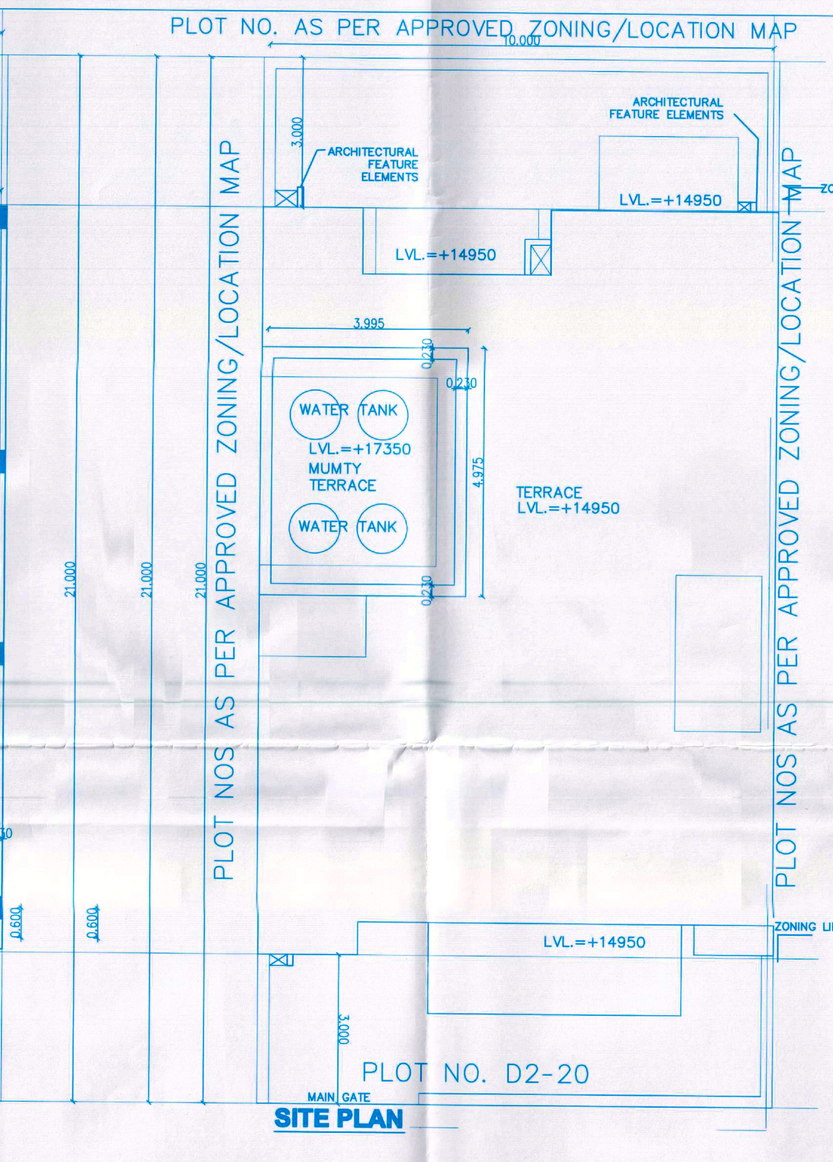

SITE PLAN

LEGEND :

S.NO.	DESCRIPTION	SYMBOL
1.	110 OD uPVC SOIL PIPE	①
2.	110 OD uPVC WASTE PIPE	②
3.	DOMESTIC WATER D/N PIPE AS PER SCHEMATIC DIAGRAM	③
4.	FLUSHING WATER D/N PIPE AS PER SCHEMATIC DIAGRAM	④
5.	110 OD RAIN WATER PIPE	⑤
6.	25 MM DIA DOMESTIC RISER PIPE	⑥
7.	20 MM DIA FLUSHING RISER PIPE	⑦
8.	63 OD BALCONY WASTE PIPE	⑧
9.	FLOOR TRAP	* FT
10.	FLOOR DRAIN	* FD
11.	FLOOR CLEAN OUT TRAP	FCO
12.	BALCONY DRAIN POINT	* DP
13.	FLOOR CLEANOUT PLUG	FCO
14.	MANHOLE SIZE,600X600mm	MH
15.	CHAMBER SIZE,450X450mm	CH
16.	GULLY TRAP SIZE,300X300mm	
17.	SEWER LINE	
18.	STORM WATER LINE	
19.	DOMESTIC WATER SUPPLY LINE	
20.	FLUSHING WATER SUPPLY LINE	

Architect
Valley View Tower Pvt Ltd
Shop No. 5, F Floor, Gupta Complex
Huda Office, Sec-14, Gurgaon

PIPE SCHEDULE

S.NO.	DESCRIPTION	SIZE
1.	PIPE DIA FROM WC TO HORIZONTAL STACK	110 OD
2.	PIPE DIA FROM FT TO HORIZONTAL STACK	110 OD
3.	PIPE DIA FROM FD TO FT	63 OD
4.	PIPE DIA FROM WB TO FD AND FT	40 OD

NOTES:-

1. ALL PIPE DIAMETERS ARE IN MM.
2. THIS DRAWING SHALL BE READ IN CONJUNCTION WITH ALL RELEVANT ARCHITECTURAL AND STRUCTURAL DRAWINGS.
3. MANHOLES SHALL BE CONSTRUCTED AS PER STANDARD DETAILS.
4. SOIL,WASTE & VENT PIPE WORK :
   SOIL,WASTE & VENT PIPE WORK SHALL BE CARRIED OUT IN uPVC PIPE AND FITTINGS TYPE-B CONFORMING TO IS:13592
5. ALL HORIZONTAL SOIL AND WASTE PIPES SHALL BE LAID TO A SLOPE NOT FLATTER THAN 1:50 AND NOT STEEPER THAN 1:10 UNLESS SPECIFIED OTHERWISE.
6. WATER SUPPLY PIPE WORK :
   WATER SUPPLY PIPE WORK SHALL BE CARRIED OUT IN CPVC (SDR-11) CONFORMING TO ASTM STANDARDS. ALL PIPE FITTINGS SHALL BE OF CPVC OF CLASS SAME AS PIPE CONFORMING TO ASTM STANDARDS SUITABLE FOR SOLVENT CEMENT JOINTS AS PER MFR.
7. NO PIPE WORK SHALL BE CONCEALED IN WALLS OR BURIED IN FLOORS WITHOUT BEING SUBJECTED TO WATER TESTING AS PER THE DIRECTION OF THE SITE ENGINEER.
8. ALL WATER SUPPLY PIPES IN TOILETS SHALL RUN AT SKIRTING LEVEL UNLESS SPECIFIED OTHERWISE. NO WATER SUPPLY SHALL BE BURIED IN THE TOILET FLOOR.
9. WATER INLETS AND WASTE OUTLETS FROM SANITARYWARE SHALL BE ARRSANGED TO SUIT REQUIREMENTS OF SELECTED MAKES AND MODELS.
10. ALL STONEWARE PIPES SHALL BE ENCASED IN 150 MM. THICK 1:5:10 CEMENT CONCRETE ALL AROUND.
11. FLOOR TRAPS:
    ALL FLOOR TRAPS SHALL BE FORMED OF 100X100 MM. DIA "S" TRAP WITH 110 MM. DIA UPVC PIPE EXTENSION PIECE FOR SIDE INLETS.
12. FLOOR DRAIN:
    DRAIN POINTS SHALL BE FORMED OF 75X75 MM. DIA UPVC ELBOW WITH 75 MM. DIA C.P. GRATING WITH FRAME.
13. WASTE PIPES:
    ALL WASTE PIPE WORK FROM WASH BASINS,SINKS,URINALS AND DRAIN POINTS SHALL BE IN UPVC PIPES AND FITTINGS OF 8KG/CM PRESSURE RATING.

AREA CALCULATION GROUND COVERAGE

S.NO.	LENGTH	WIDTH	NO.S	AREA
ADDITION				
A	10.000	13.010	1	130.100
B	1.870	1.325	1	2.478
C	4.385	1.300	1	5.701
D	1.870	0.665	1	1.244
E	1.445	0.600	1	0.867
F	0.680	0.400	1	0.272
G	0.515	0.715	1	0.368
H	0.365	0.200	1	0.073
I	0.470	0.230	1	0.108
		TOTAL		141.210
DEDUCTION				
1	1.500	2.670	1	4.005
TOTAL GROUND COVERAGE				137.205

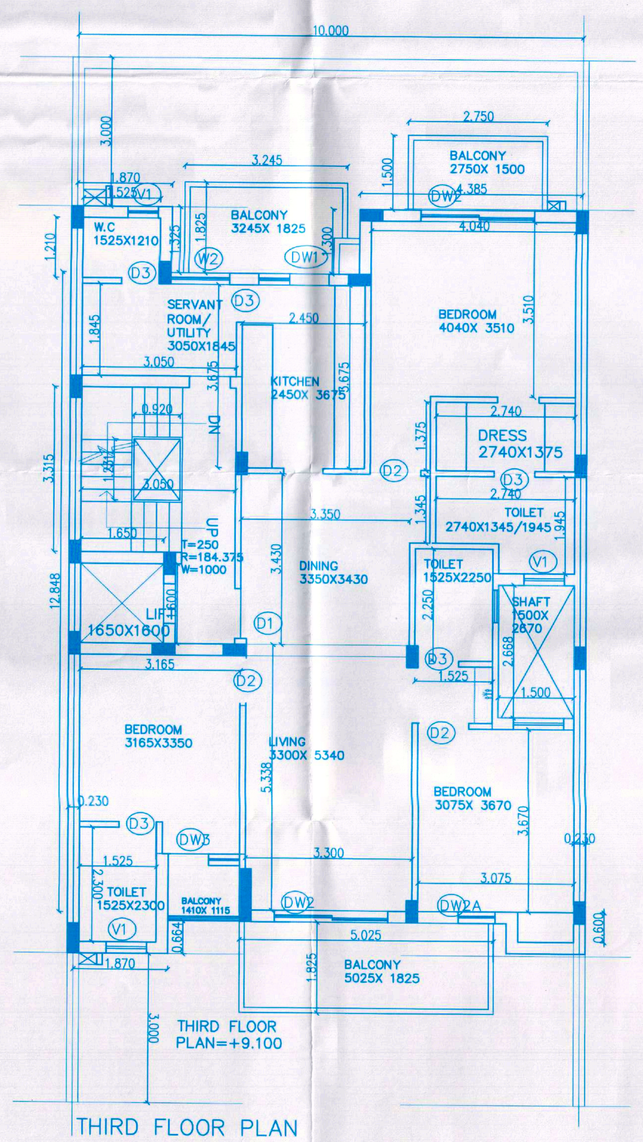

THIRD FLOOR PLAN=+9.100

THIRD FLOOR PLAN

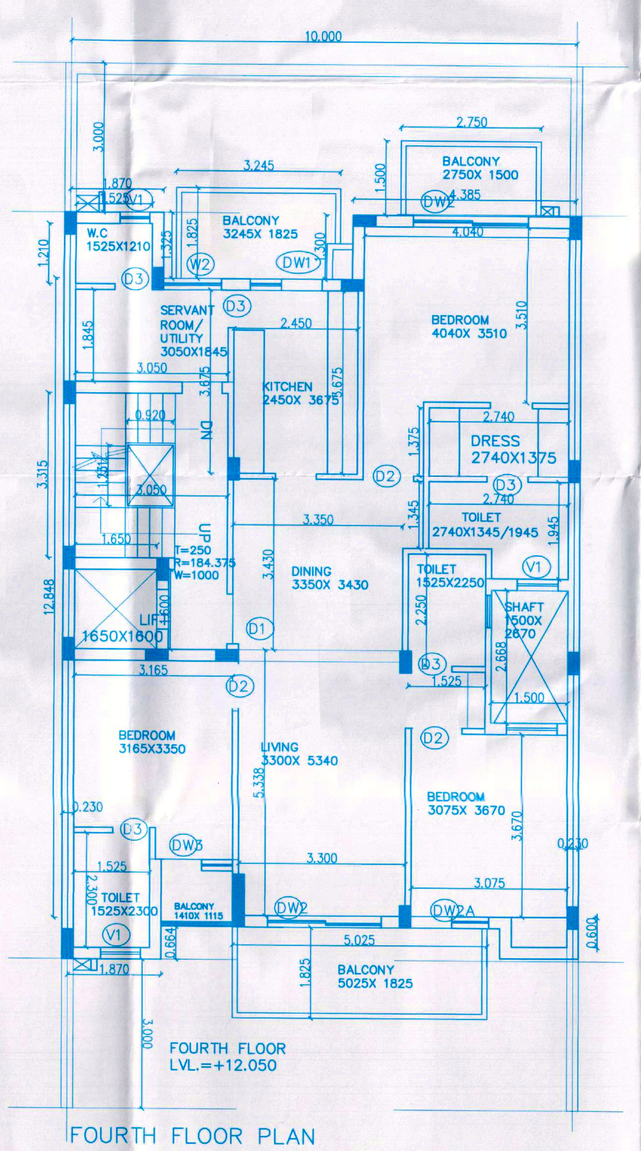

FOURTH FLOOR LVL.=+12.050

FOURTH FLOOR PLAN

TYPE T1 INDEPENDENT FLOOR- D2-20,22,24,26 , 210 SQM EACH.

S.NO.	DESCRIPTION	AREA	UNITS
1	TOTAL PLOT AREA	210	SQMT.
	AS PER APPROVED ZONING		
2	PERMISSIBLE GROUND COVERAGE @66% OF 210 SQM	138.6	SQMT.
3	PERMISSIBLE FREE FAR @145% OF 209 SQM + 100% OF NEXT 1 SQM	304.05	SQMT.
4	TOTAL PERMISSIBLE FAR @264% OF 210 SQM	554.4	SQMT.
5	PROPOSED COVERED AREA @STILT FLOOR	19.029	SQMT.
6	PROPOSED COVERED AREA @FIRST FLOOR	132.612	SQMT.
7	PROPOSED COVERED AREA @SECOND FLOOR	132.612	SQMT.
8	PROPOSED COVERED AREA @THIRD FLOOR	132.612	SQMT.
9	PROPOSED COVERED AREA @FOURTH FLOOR	132.612	SQMT.
10	TOTAL COVD. AREA ON ALL FLOORS	549.48	SQMT.
11	ACHIEVED F.A.R.	261.66	%
12	ACHIEVED GROUND COVERAGE	137.205	SQMT.
13	PROPOSED COVERED AREA @STILT FLOOR (NON FAR) "P"	118.176	SQMT.
14	PROPOSED COVERED AREA @MUMTY (NON FAR) "Q"	12.816	SQMT.
15	TOTAL NON FAR AREA (STILT+MUMTY) "P"+"Q"	130.992	SQMT.
16	TOTAL BUILT-UP AREA (FAR+ NON FAR) FOR SCRUTINY FEES & LABOUR CESS	680.4701	SQMT.

AREA CALCULATION OF TYPICAL FLOOR(1ST TO 4TH FLOOR)

S.NO.	LENGTH	WIDTH	NO.S	AREA
ADDITION				
A	10.000	13.010	1	130.100
B	1.870	1.325	1	2.478
C	4.385	1.300	1	5.701
D	1.870	0.665	1	1.244
E	1.445	0.600	1	0.867
		TOTAL		140.389
DEDUCTIONS				
1	0.920	1.230	1	1.132
2	1.650	1.600	1	2.640
3	1.500	2.670	1	4.005
		TOTAL		7.777
AREA CALCULATION OF TYPICAL FLOOR				132.612
TOTAL FAR OF TYPICAL (1ST, 2ND, 3RD & 4TH FLOOR)				530.449

AREA CALCULATION OF STILT FLOOR

S.NO.	LENGTH	WIDTH	NO.S	AREA
DEDUCTIONS				
A	3.395	5.605	1	19.029
		TOTAL		19.029
GROSS AREA OF STILT FLOOR				
AREA CALCULATION OF STILT FLOOR				19.029

MUMTY AREA

S.NO.	LENGTH	WIDTH	NO.S	AREA
DEDUCTIONS				
A	3.395	3.775	1	12.816
AREA CALCULATION OF MUMTY				12.816

LOCATION PLAN (NTS)

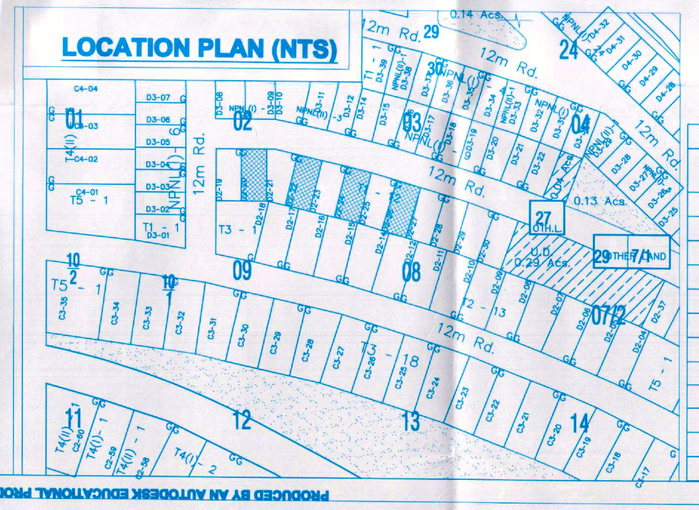

DOOR WINDOWS SHEDULE

S.NO.	DOOR/ WINDOWS	WIDTH	HEIGHT	CILL	LINTEL	SPACE
1	D1	1100	2150	-	2150	MAIN DOOR
2	D2	1000	2150	-	2150	BEDROOM/STAIRCASE
3	D3	750	2150	-	2150	KITCHEN/TOILET
4	D4	800	2150	-	2150	SERVANT ROOM
5	DW1	800/615	2150	1150	2150	KITCHEN
6	W1A	2250	2150	1000	2150	BEDROOM
7	DW2	2250	2150	-	2150	BEDROOM/LIVING
8	DW2A	1525	2150	-	2150	BEDROOM
9	DW3	1410	2150	-	2150	BEDROOM
10	W2	1160	1150	1000	2150	SERVANT ROOM
11	W3	835	950	1200	2150	PASSAGE
12	V1	700	950	1200	2150	TOILET

SUBMISSION DRAWING

PROJECT :
PROPOSED RESIDENTIAL INDEPENDENT FLOOR PLAN OF PLOT NO. D2-26 (T1 CATEGORY), SEC-108 IN THE LICENSE RESIDENTIAL PLOTTED COLONY NAMED WESTERLIES LOCATED IN REVENUE ESTATE OF VILLAGE DHARAMPUR SECTOR 108 GURGAON BEING DEVELOPED BY EXPERION DEVELOPERS PRIVATE LTD.

OWNER:
EXPERION DEVELOPERS PRIVATE LTD.
FIRST INDIA PLACE, 1ST FLOOR, BLOCK-B, SUSHANT LOK-1,MG ROAD, GURGAON, HARYANA-122002.

DRAWING TITLE :
SITE PLAN, STILT, TYPICAL(1ST, 2ND, 3RD, 4TH FLOOR) TERRACE & MUMTY LVL. PLANS,ELEVATIONS, SECTIONS & AREA CAL.

Architect Sign

Architect
Regd. No. CA/08/61051/42
Shop No. 5, F. Floor, Gupta Complex
Huda Office, Sec-14, Gurgaon

OWNER SIGN

ENGINEER SIGN

Structural Consultants
B.E. Civil
Regd. No. 957
Shop No. 5, F Floor Gupta Complex
HUDA Office, Sec-14, Gurgaon

DRG.NO.	SB/A/01	NORTH
DATE	08.11.19	
SCALE	1 : 100	

PRODUCED BY AN AUTODESK EDUCATIONAL PRODUCT
PRODUCED BY AN AUTODESK EDUCATIONAL PRODUCT
PRODUCED BY AN AUTODESK EDUCATIONAL PRODUCT