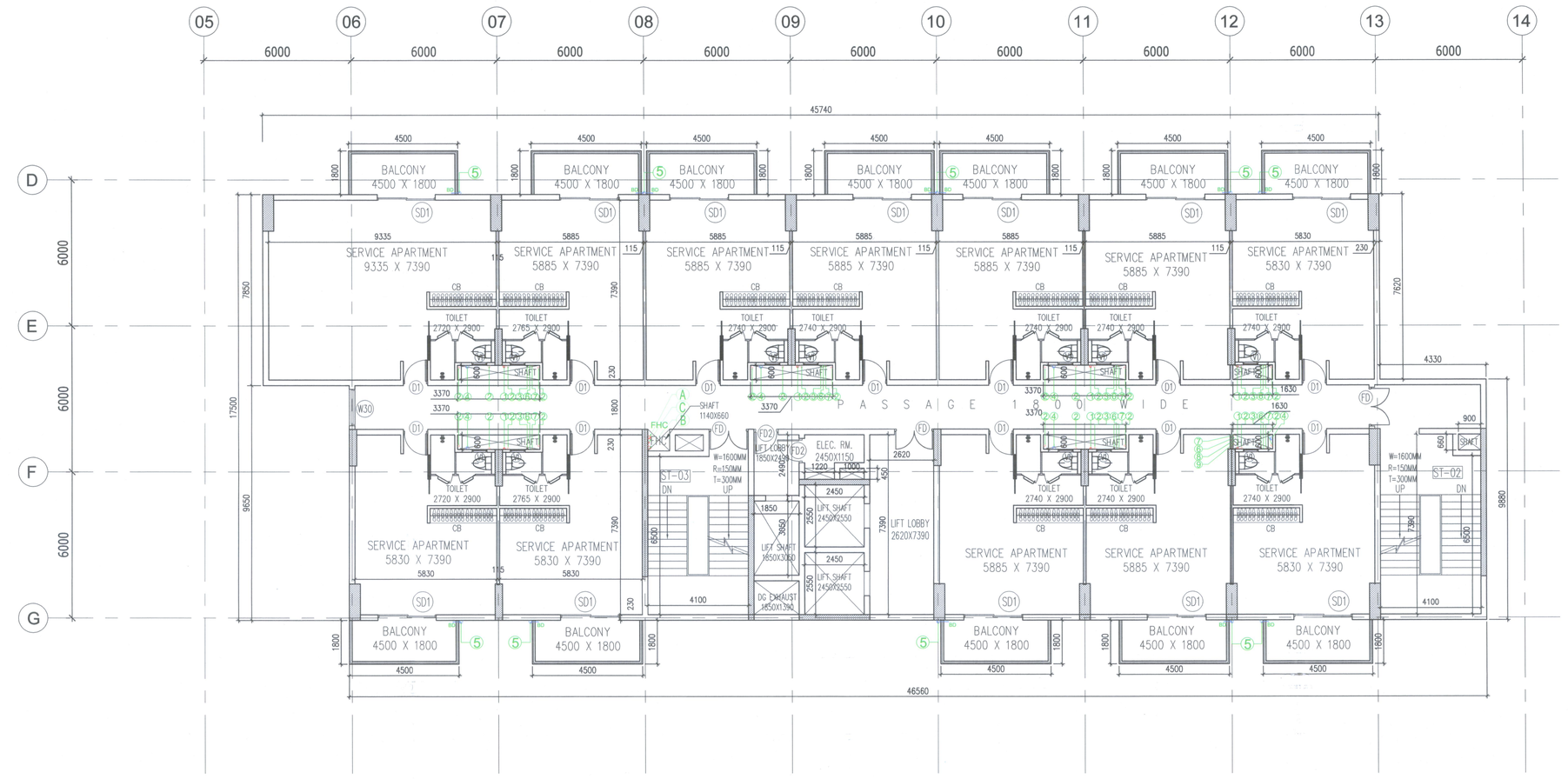

TYPICAL LVL. PLAN(4-14)

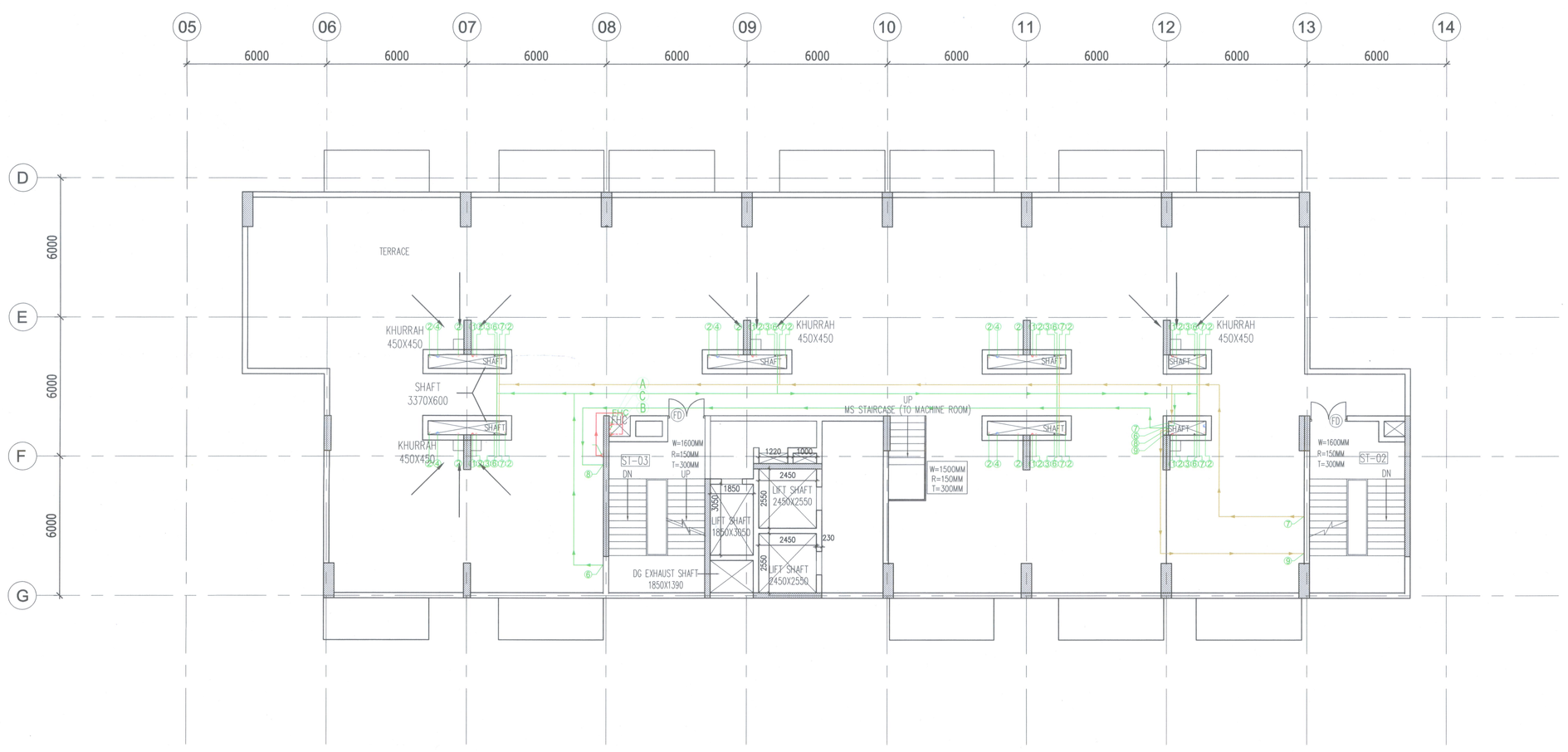

TERRACE LVL. PLAN

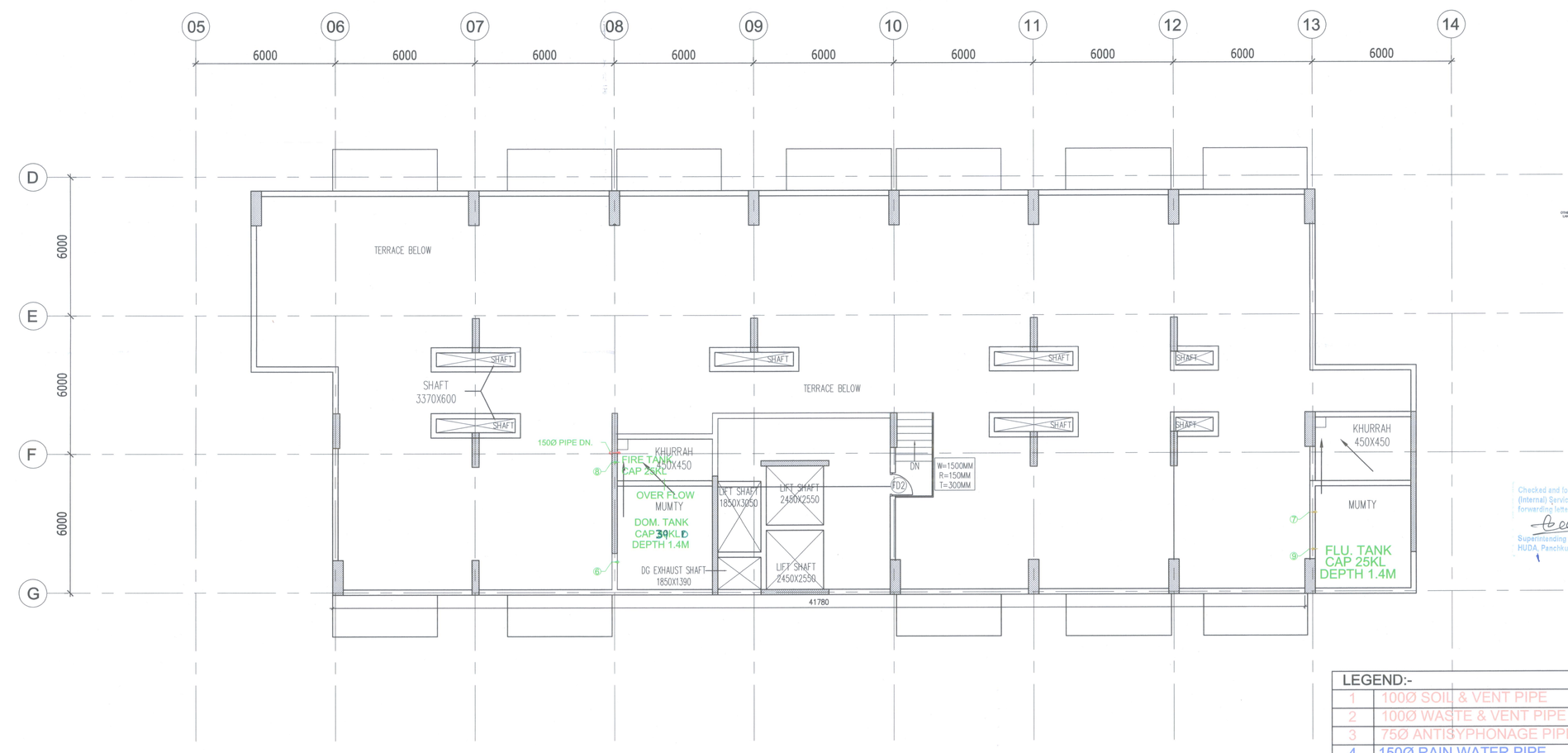

MUMTY LVL. PLAN

LEGEND:-	
1	100Ø SOIL & VENT PIPE
2	100Ø WASTE & VENT PIPE
3	75Ø ANTISYPHONAGE PIPE
4	150Ø RAIN WATER PIPE
5	75Ø RAIN WATER PIPE
5A	100Ø RAIN WATER PIPE
6	COLD WATER SUPPLY PIPE (DWS)
7	FLU. WATER SUPPLY PIPE (FDS)
8	COLD WATER RISER PIPE
9	FLU. WATER SUPPLY RISER PIPE
10	150Ø SOIL & WASTE PIPE
11	200Ø RAIN WATER PIPE
A	150Ø FIRE HYDRANT PIPE
B	150Ø SPR. PIPE
C	80Ø DRAIN PIPE
F.H.C.	FIRE HOSE CABINET

DRG. NO.

NOTES :

1. THIS DRAWING IS THE PROPERTY &COPYRIGHT OF M/S DESIGN PLUS & SHALL NOT BE COPIED OR USED IN ANY WAY WITHOUT THEIR WRITTEN PERMISSION.
2. THE DRAWING SHALL BE READ IN CONJUNCTION WITH OTHER RELEVANT ARCHITECTURAL & CONSULTANTS DRAWINGS. IT SHALL BE DEEMED THE RESPONSIBILITY OF THE CONTRACTOR OR THE FABRICATOR TO BRING TO NOTICE OF THE ARCHITECT ANY DISCREPENCY IN THE DRAWING BEFORE EXECUTION.
3. ALL DIMENSIONS ARE IN MM & TO BE READ & NOT MEASURED.
4. ANY DISCREPANCY IN THE CROSS CHECK DIMENSIONS OR THE CAS (CHECK AT SITE) DIMENSIONS SHOULD BE BROUGHT TO THE NOTICE OF THE ARCHITECTS BY THE CONTRACTORS/ PROJECT MANAGERS IMMEDIATELY.
5. CONTRACTORS/ PROJECT MANAGERS TO VERIFY ALL SITE CONDITIONS & ANY CONDITION DIFFERENT OR NOT IN COHERANCE WITH THE DRAWINGS/ DETAILS & INFORM THE SAME TO THE ARCHITECTS.
6. ALL DRAWINGS/ DETAILS TO BE REFERRED IN CONJUNCTION TO THE CORRESPONDING ITEMS OF BILL OF QUANTATIES & ANY DISCREPANCY TO BE INFORMED TO THE ARCHITECTS.

INSTRUCTION NOTES

1. +450 LVL TAKEN AS ±00 LVL.
2. ALL DIMENSIONS ARE IN MM.
3. ALL TOILETS AND SERVICE APARTMENT ARE MECHANICALLY VENTILATED.
4. BUILDING IS FULLY SPRINKLED.

DOOR WINDOW SHEDULE:

SYMBOL	SIZE	CILL	LINTEL	DISCRIPTION
FD	1500X2100	450	2100	STAIRCASE
FD2	1000X2100	450	2100	STAIRCASE
SD1	2400X2100	450	2100	ROOM
D1	1000X2100	450	2100	ENTRY
V1	600X1000	1100	2100	TOILET

KEY PLAN:

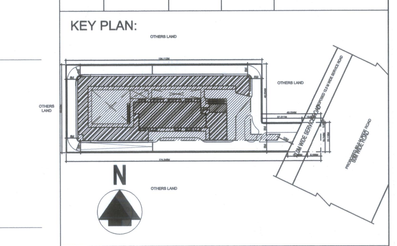

OWNER:

YULE PROPBUILT PVT.LTD...
C/O COMMANDER REALTORS PVT.LTD.
A-11,1ST FLOOR,NEETI BAGH,
NEW DELHI - 49

ARCHITECT:
D.T.P.(HQ) Member Secretary B.P.C.
E.O.P. (D) Member B.P.C.
C.T.P. (W.) Chairman B.P.C.
DESIGNPLUS ARCHITECTURE
Checked and found fit for internal/ external approval and further forwarding.
Superintending Engineer HUDA, Panchkula
A-45-E, OKHLA INDUSTRIAL ESTATE, PHASE-III, NEW DELHI - 110 020. INDIA.
PH. 41613854,41613855,32820823 & 32820824.
FAX. 26842171 www.designplusarch.com

PROJECT TITLE: BUILDING PLANS OF COMMERCIAL COLONY OVER AN AREA MEASURING 2.2 ACRES (LICENCE NO.23 OF 2013 DATED 17.05.13) FALLING IN REVENUE ESTATE OF VILLAGE BERAMPUR,SECTOR 63-A OF GURGAON MANESAR URBAN COMPLEX,DISTT. GURGAON BEING DEVELOPED BY YULE PROPBUILT PVT LTD., C/O COMMANDER REALTORS PVT LTD.

DRAWING TITLE:

TYPICAL,TERRACE,MUMTY PLAN

Scale : 1:100
Date :

DRG. NO.:

SIGNATURE & SEAL OF ARCHITECT

ARCHITECT DHANJAN MITRA
E. ARCH. B.E.C.E. (DEEMED) COLLEGE, (D.U)
REGN. NUMBER/ CA / 2002 / 31004
DATE 10.03.2023

SIGNATURE OF OWNER

For Commander Realtors Pvt. Ltd.
Authorised Signatory