11.

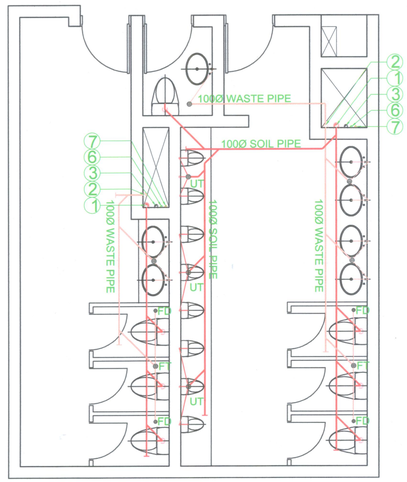

TL-2 GR. & 1ST. FL. DRAINAGE LAYOUT

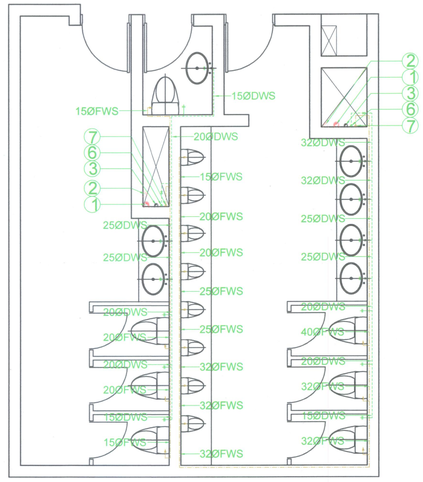

TL-2 GR. & 1ST. FL. WATER SUPPLY LAYOUT

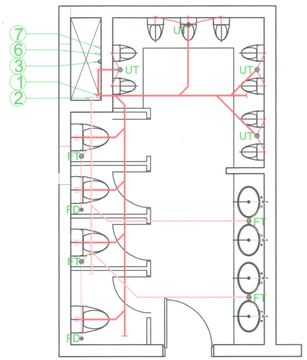

TL-3 1st. FL. DRAINAGE LAYOUT

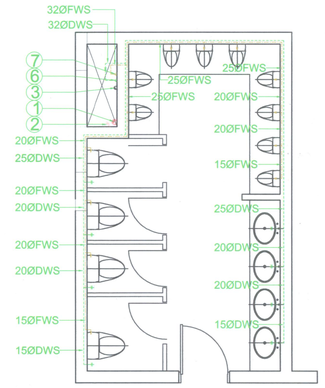

TL-3 1st. FL. WATER SUPPLY LAYOUT

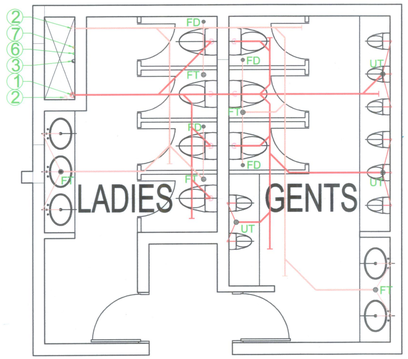

TL-1 GR. DRAINAGE LAYOUT

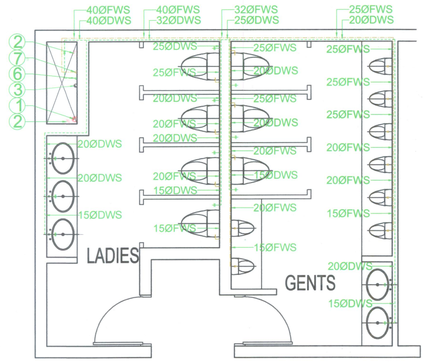

TL-1 GR. WATER SUPPLY LAYOUT

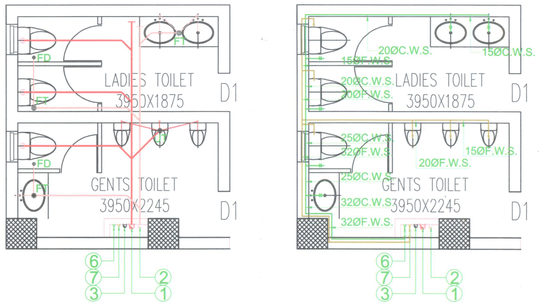

SERVICE FLOOR TOILET

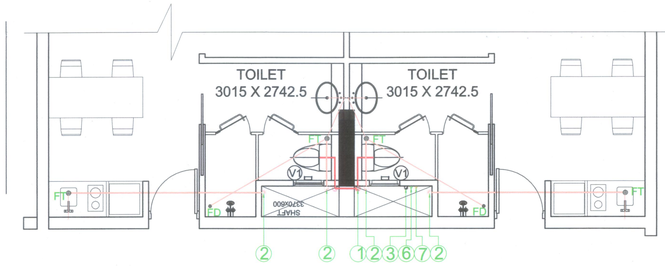

TL-4 DRAINAGE LAYOUT TYPICAL FLOOR

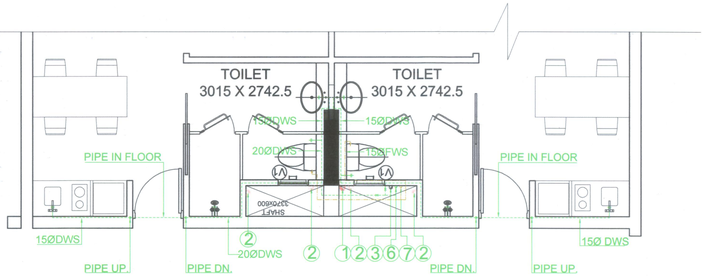

TL-4 WATER SUPPLY LAYOUT TYPICAL FLOOR

LEGEND:-	
1	100Ø SOIL & VENT PIPE
2	100Ø WASTE & VENT PIPE
3	75Ø ANTISYPHONAGE PIPE
4	150Ø RAIN WATER PIPE
5	75Ø BALCONY RAIN WATER PIPE
6	COLD WATER SUPPLY PIPE (DWS)
7	FLU. WATER SUPPLY PIPE (FDS)
8	COLD WATER RISER PIPE
9	FLU. WATER SUPPLY RISER PIPE
10	150Ø SOIL & VENT PIPE
11	20Ø RAIN WATER PIPE

Checked and found ok for Public Health (Internal) Services only subject to comments in forwarding letter No. SE(HQ)/ 312 Dt. 12/06/13
Superintending Engineer (HQ)
HUDA, Panchkula
12/6/13

DRG. NO.

NOTES :

1. THIS DRAWING IS THE PROPERTY &COPYRIGHT OF M/S DESIGN PLUS & SHALL NOT BE COPIED OR USED IN ANY WAY WITHOUT THEIR WRITTEN PERMISSION.
2. THE DRAWING SHALL BE READ IN CONJUNCTION WITH OTHER RELEVANT ARCHITECTURAL & CONSULTANTS DRAWINGS. IT SHALL BE DEEMED THE RESPONSIBILITY OF THE CONTRACTOR OR THE FABRICATOR TO BRING TO NOTICE OF THE ARCHITECT ANY DISCREPENCY IN THE DRAWING BEFORE EXECUTION.
3. ALL DIMENSIONS ARE IN MM & TO BE READ & NOT MEASURED.
4. ANY DISCREPANCY IN THE CROSS CHECK DIMENSIONS OR THE CAS (CHECK AT SITE) DIMENSIONS SHOULD BE BROUGHT TO THE NOTICE OF THE ARCHITECTS BY THE CONTRACTORS/ PROJECT MANAGERS IMMEDIATELY.
5. CONTRACTORS/ PROJECT MANAGERS TO VERIFY ALL SITE CONDITIONS & ANY CONDITION DIFFERENT OR NOT IN COHERANCE WITH THE DRAWINGS/ DETAILS & INFORM THE SAME TO THE ARCHITECTS.
6. ALL DRAWINGS/ DETAILS TO BE REFERRED IN CONJUNCTION TO THE CORRESPONDING ITEMS OF BILL OF QUANTATIES & ANY DISCREPANCY TO BE INFORMED TO THE ARCHITECTS.

INSTRUCTION NOTES

1. HIDE LIVL TWEEN HEIGHT LIVL.
2. ALL DIMENSIONS ARE IN MM.
3. ALL TOILETS ARE MECHANICALLY VENTILATED.

DOOR WINDOW SHEDULE:

SYMBOL	SIZE	CILL	LINTEL	DISCRIPTION

KEY PLAN:

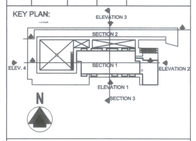

OWNER:

YULE PROPBUILT PVT.LTD.,
C/O COMMANDER REALTORS PVT.LTD
A-11,1ST FLOOR,NEETI BAGH,
NEW DELHI - 49

ARCHITECT:

DPA DESIGNPLUS ARCHITECTURE

145-E, OKHLA INDUSTRIAL ESTATE:
PHASE-III, NEW DELHI - 110 020. INDIA.
PH. 41613864,41613865,30820823 & 32820824.
FAX. 26842171 www.designplusarch.com

PROJECT TITLE:

COMMERCIAL COLONY OVER AN AREA MEASURING 2.2 ACRES (LICENCE NO.23 OF 2013 DATED 17.05.13) FALLING IN REVENUE ESTATE OF VILLAGE BERAMPUR,SECTOR 65-A OF GURGAON MANESAR URBAN COMPLEX,DISTT. GURGAON BEING DEVELOPED
BY YULE PROPBUILT PVT LTD., C/O
COMMANDER REALTORS PVT LTD.

DRAWING TITLE:

TOILET DETAILS

Scale :
Date :

DRG. NO.:

ARCHITECT'S SIGNATURE & SEAL OF ARCHITECT
ARCHITECT C.V. SUJANA, ARCHITECT
P. ARCH. (ECOLE D'ARCHITECTURE, ENSG, COLLEGE, DIJON)
REGN. NUMBER, CA/ 2003 / 31084
DATE 07/06/13

SIGNATURE OF OWNER
For M/s. Commander Realtors Pvt. Ltd
Auth. Signatory