

1. ALL DIMENSIONS ARE IN METERS UNLESS OTHERWISE SPECIFIED.
 2. ALL DIMENSIONS ARE TO FACE UNLESS OTHERWISE SPECIFIED.

TOTAL AREA SUMMARY	
Site Area	100,000 sqm
Building Footprint	15,000 sqm
Open Space	85,000 sqm
Other	0 sqm
Total	100,000 sqm

TOTAL FLOOR AREA SUMMARY	
Ground Floor	15,000 sqm
Upper Floors	100,000 sqm
Total	115,000 sqm

TOTAL VOLUME SUMMARY	
Volume	1,500,000 cu m
Total	1,500,000 cu m

Block	Area (sqm)	Floor Area (sqm)	Volume (cu m)
Block 1	10,000	100,000	1,000,000
Block 2	10,000	100,000	1,000,000
Block 3	10,000	100,000	1,000,000
Block 4	10,000	100,000	1,000,000
Block 5	10,000	100,000	1,000,000
Total	50,000	500,000	5,000,000

Block	Area (sqm)	Floor Area (sqm)	Volume (cu m)
Block 1	10,000	100,000	1,000,000
Block 2	10,000	100,000	1,000,000
Block 3	10,000	100,000	1,000,000
Block 4	10,000	100,000	1,000,000
Block 5	10,000	100,000	1,000,000
Total	50,000	500,000	5,000,000

Year	Year 1	Year 2	Year 3	Year 4	Year 5	Year 6	Year 7	Year 8	Year 9	Year 10	Year 11	Year 12	Year 13	Year 14	Year 15	Year 16	Year 17	Year 18	Year 19	Year 20	Year 21	Year 22	Year 23	Year 24	Year 25	
Population	1000	1000	1000	1000	1000	1000	1000	1000	1000	1000	1000	1000	1000	1000	1000	1000	1000	1000	1000	1000	1000	1000	1000	1000	1000	1000

Primary School - 1
 Total Plot Area - 0.218 Acres
 Built Up Area - 1,111 sqm
 Ground Floor - 111,111 sqm
 Total - 111,111 sqm

Primary School - 2
 Total Plot Area - 0.270 Acres
 Built Up Area - 1,389 sqm
 Ground Floor - 138,900 sqm
 Total - 138,900 sqm

Primary School
 Total Plot Area - 18 Acres
 Built Up Area - 8,811 sqm
 Ground Floor - 881,100 sqm
 Total - 881,100 sqm

Primary School
 Total Plot Area - 18 Acres
 Built Up Area - 8,811 sqm
 Ground Floor - 881,100 sqm
 Total - 881,100 sqm




APPROVED FOR THE DEVELOPMENT OF THE PROPOSED PROJECT AT THE ADDRESS MENTIONED ABOVE IN ACCORDANCE WITH THE PROVISIONS OF THE URBAN AND REGIONAL PLANNING ACT, 1973 AND THE URBAN AND REGIONAL PLANNING REGULATIONS, 1973.

RSP


REGISTRATION NO. 10/2014

ROBERTS SA & PARTNERS

10/2014



ELEVATION B



ELEVATION C



RECAPITULATION OF ROOMS & MEASUREMENTS

NO.	ROOM	MEASUREMENTS	AREA	VOLUME
1
2
3
4
5
6
7
8
9
10
11
12
13
14
15
16
17
18
19
20
21
22
23
24
25
26
27
28
29
30
31
32
33
34
35
36
37
38
39
40
41
42
43
44
45
46
47
48
49
50



NO:

SCALE:

1:100
 DRAWING NO. 101 OF 101
 PROJECT NO. 101 OF 101
 DATE: 10/10/2010

PROJECT NO. 101 OF 101
 DATE: 10/10/2010



PROJECT NO. 101 OF 101
 DATE: 10/10/2010

PROJECT NO. 101 OF 101
 DATE: 10/10/2010

REVISIONS

NO.	DESCRIPTION
1	...
2	...
3	...

RSP



SCHEDULE OF COSTS + MATERIALS

NO.	DESCRIPTION	QTY	UNIT	PRICE	TOTAL
1	CONCRETE				
2	STEEL				
3	WOOD				
4	GLASS				
5	PAINT				
6	MECHANICAL				
7	ELECTRICAL				
8	PLUMBING				
9	LANDSCAPE				
10	CONTINGENCY				
11	TOTAL				



DATE: 11/15/11
 DRAWN BY: [Signature]
 CHECKED BY: [Signature]


PROJECT: [Project Name]
 LOCATION: [Location]
 OWNER: [Owner Name]

ARCHITECT: [Firm Name]
 ADDRESS: [Address]

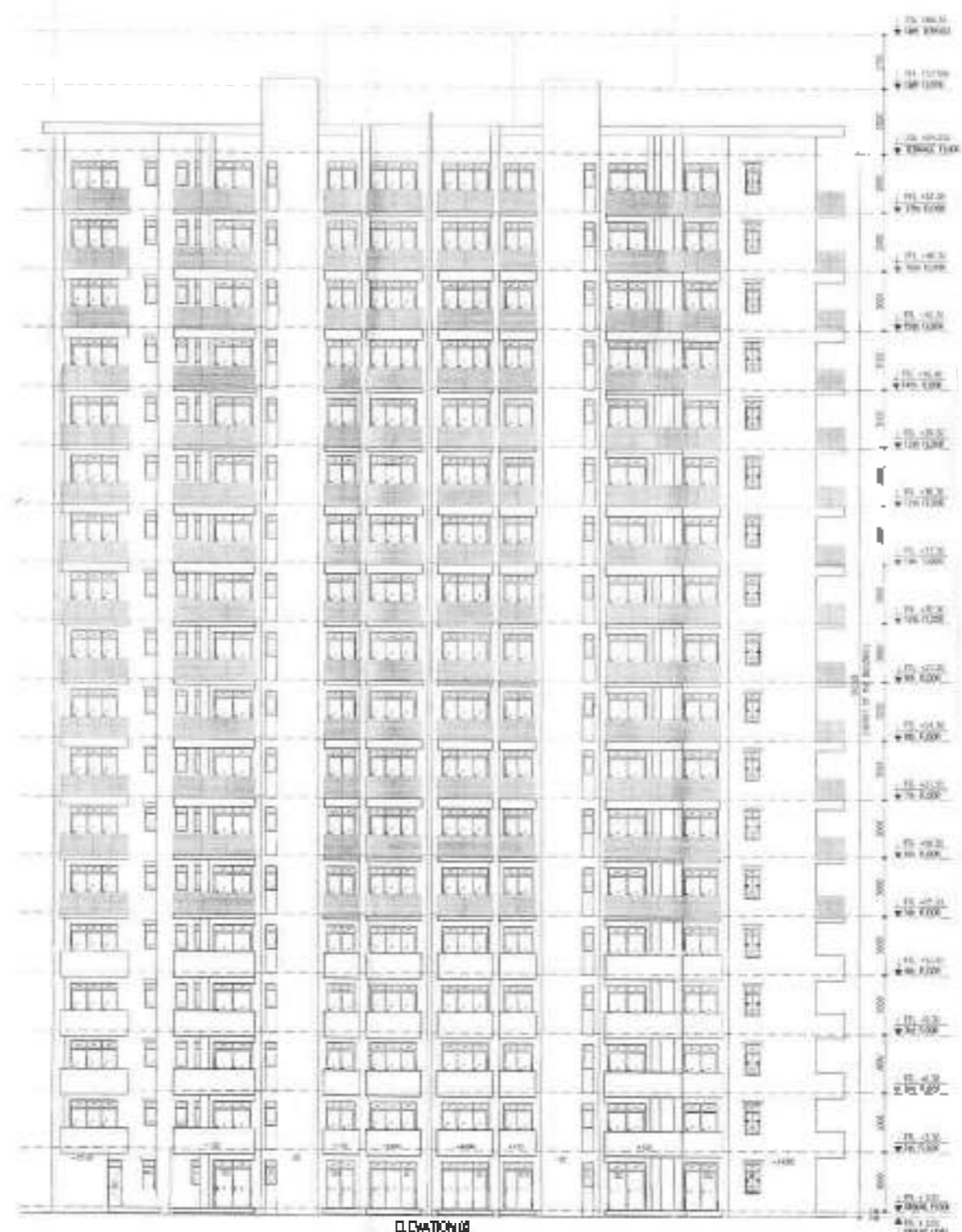
SCALE: 1/8" = 1'-0"
 SHEET: 1 OF 2

DATE: 11/15/11
 DRAWN BY: [Signature]
 CHECKED BY: [Signature]





ELEVATION M



ELEVATION 10



SCHEDULE OF DOORS & WINDOWS

NO.	DESCRIPTION	QTY	UNIT	REMARKS
1	GLASS DOOR	1	EA	ENTRANCE
2	GLASS WINDOW	10	EA	OFFICE
3	ALUMINUM WINDOW	20	EA	RESIDENTIAL
4	ALUMINUM DOOR	5	EA	RESIDENTIAL
5	GLASS WINDOW	15	EA	RESIDENTIAL
6	ALUMINUM WINDOW	10	EA	RESIDENTIAL
7	ALUMINUM DOOR	2	EA	RESIDENTIAL
8	GLASS WINDOW	5	EA	RESIDENTIAL
9	ALUMINUM WINDOW	10	EA	RESIDENTIAL
10	ALUMINUM DOOR	1	EA	RESIDENTIAL
11	GLASS WINDOW	5	EA	RESIDENTIAL
12	ALUMINUM WINDOW	10	EA	RESIDENTIAL
13	ALUMINUM DOOR	1	EA	RESIDENTIAL
14	GLASS WINDOW	5	EA	RESIDENTIAL
15	ALUMINUM WINDOW	10	EA	RESIDENTIAL
16	ALUMINUM DOOR	1	EA	RESIDENTIAL
17	GLASS WINDOW	5	EA	RESIDENTIAL
18	ALUMINUM WINDOW	10	EA	RESIDENTIAL
19	ALUMINUM DOOR	1	EA	RESIDENTIAL
20	GLASS WINDOW	5	EA	RESIDENTIAL
21	ALUMINUM WINDOW	10	EA	RESIDENTIAL
22	ALUMINUM DOOR	1	EA	RESIDENTIAL
23	GLASS WINDOW	5	EA	RESIDENTIAL
24	ALUMINUM WINDOW	10	EA	RESIDENTIAL
25	ALUMINUM DOOR	1	EA	RESIDENTIAL
26	GLASS WINDOW	5	EA	RESIDENTIAL
27	ALUMINUM WINDOW	10	EA	RESIDENTIAL
28	ALUMINUM DOOR	1	EA	RESIDENTIAL
29	GLASS WINDOW	5	EA	RESIDENTIAL
30	ALUMINUM WINDOW	10	EA	RESIDENTIAL
31	ALUMINUM DOOR	1	EA	RESIDENTIAL
32	GLASS WINDOW	5	EA	RESIDENTIAL
33	ALUMINUM WINDOW	10	EA	RESIDENTIAL
34	ALUMINUM DOOR	1	EA	RESIDENTIAL
35	GLASS WINDOW	5	EA	RESIDENTIAL
36	ALUMINUM WINDOW	10	EA	RESIDENTIAL
37	ALUMINUM DOOR	1	EA	RESIDENTIAL
38	GLASS WINDOW	5	EA	RESIDENTIAL
39	ALUMINUM WINDOW	10	EA	RESIDENTIAL
40	ALUMINUM DOOR	1	EA	RESIDENTIAL
41	GLASS WINDOW	5	EA	RESIDENTIAL
42	ALUMINUM WINDOW	10	EA	RESIDENTIAL
43	ALUMINUM DOOR	1	EA	RESIDENTIAL
44	GLASS WINDOW	5	EA	RESIDENTIAL
45	ALUMINUM WINDOW	10	EA	RESIDENTIAL
46	ALUMINUM DOOR	1	EA	RESIDENTIAL
47	GLASS WINDOW	5	EA	RESIDENTIAL
48	ALUMINUM WINDOW	10	EA	RESIDENTIAL
49	ALUMINUM DOOR	1	EA	RESIDENTIAL
50	GLASS WINDOW	5	EA	RESIDENTIAL
51	ALUMINUM WINDOW	10	EA	RESIDENTIAL
52	ALUMINUM DOOR	1	EA	RESIDENTIAL
53	GLASS WINDOW	5	EA	RESIDENTIAL
54	ALUMINUM WINDOW	10	EA	RESIDENTIAL
55	ALUMINUM DOOR	1	EA	RESIDENTIAL
56	GLASS WINDOW	5	EA	RESIDENTIAL
57	ALUMINUM WINDOW	10	EA	RESIDENTIAL
58	ALUMINUM DOOR	1	EA	RESIDENTIAL
59	GLASS WINDOW	5	EA	RESIDENTIAL
60	ALUMINUM WINDOW	10	EA	RESIDENTIAL
61	ALUMINUM DOOR	1	EA	RESIDENTIAL
62	GLASS WINDOW	5	EA	RESIDENTIAL
63	ALUMINUM WINDOW	10	EA	RESIDENTIAL
64	ALUMINUM DOOR	1	EA	RESIDENTIAL
65	GLASS WINDOW	5	EA	RESIDENTIAL
66	ALUMINUM WINDOW	10	EA	RESIDENTIAL
67	ALUMINUM DOOR	1	EA	RESIDENTIAL
68	GLASS WINDOW	5	EA	RESIDENTIAL
69	ALUMINUM WINDOW	10	EA	RESIDENTIAL
70	ALUMINUM DOOR	1	EA	RESIDENTIAL
71	GLASS WINDOW	5	EA	RESIDENTIAL
72	ALUMINUM WINDOW	10	EA	RESIDENTIAL
73	ALUMINUM DOOR	1	EA	RESIDENTIAL
74	GLASS WINDOW	5	EA	RESIDENTIAL
75	ALUMINUM WINDOW	10	EA	RESIDENTIAL
76	ALUMINUM DOOR	1	EA	RESIDENTIAL
77	GLASS WINDOW	5	EA	RESIDENTIAL
78	ALUMINUM WINDOW	10	EA	RESIDENTIAL
79	ALUMINUM DOOR	1	EA	RESIDENTIAL
80	GLASS WINDOW	5	EA	RESIDENTIAL
81	ALUMINUM WINDOW	10	EA	RESIDENTIAL
82	ALUMINUM DOOR	1	EA	RESIDENTIAL
83	GLASS WINDOW	5	EA	RESIDENTIAL
84	ALUMINUM WINDOW	10	EA	RESIDENTIAL
85	ALUMINUM DOOR	1	EA	RESIDENTIAL
86	GLASS WINDOW	5	EA	RESIDENTIAL
87	ALUMINUM WINDOW	10	EA	RESIDENTIAL
88	ALUMINUM DOOR	1	EA	RESIDENTIAL
89	GLASS WINDOW	5	EA	RESIDENTIAL
90	ALUMINUM WINDOW	10	EA	RESIDENTIAL
91	ALUMINUM DOOR	1	EA	RESIDENTIAL
92	GLASS WINDOW	5	EA	RESIDENTIAL
93	ALUMINUM WINDOW	10	EA	RESIDENTIAL
94	ALUMINUM DOOR	1	EA	RESIDENTIAL
95	GLASS WINDOW	5	EA	RESIDENTIAL
96	ALUMINUM WINDOW	10	EA	RESIDENTIAL
97	ALUMINUM DOOR	1	EA	RESIDENTIAL
98	GLASS WINDOW	5	EA	RESIDENTIAL
99	ALUMINUM WINDOW	10	EA	RESIDENTIAL
100	ALUMINUM DOOR	1	EA	RESIDENTIAL



Notes:
1. All work shall be in accordance with the approved drawings.
2. All materials shall be of the best quality and shall be certified by the manufacturer.
3. All work shall be completed within the specified time frame.
4. All work shall be done in accordance with the relevant codes and standards.
5. All work shall be done in accordance with the relevant codes and standards.

Prepared by: [Name]
Checked by: [Name]
Approved by: [Name]

Project Name: [Name]
Project Location: [Name]
Project No: [Name]


Scale: 1:100
Date: [Date]

NO. 01	NO. 02	NO. 03
NO. 04	NO. 05	NO. 06
NO. 07	NO. 08	NO. 09
NO. 10	NO. 11	NO. 12

Handwritten notes and signatures at the bottom of the page.



ELEVATION 10



ELEVATION 11



RECORD OF DOOR + WINDOW

NO.	TYPE	SIZE	LOCATION	REMARKS
1	DOOR	1.00 x 2.00	GROUND FLOOR	ENTRANCE
2	DOOR	1.00 x 2.00	GROUND FLOOR	ENTRANCE
3	DOOR	1.00 x 2.00	GROUND FLOOR	ENTRANCE
4	DOOR	1.00 x 2.00	GROUND FLOOR	ENTRANCE
5	DOOR	1.00 x 2.00	GROUND FLOOR	ENTRANCE
6	DOOR	1.00 x 2.00	GROUND FLOOR	ENTRANCE
7	DOOR	1.00 x 2.00	GROUND FLOOR	ENTRANCE
8	DOOR	1.00 x 2.00	GROUND FLOOR	ENTRANCE
9	DOOR	1.00 x 2.00	GROUND FLOOR	ENTRANCE
10	DOOR	1.00 x 2.00	GROUND FLOOR	ENTRANCE
11	DOOR	1.00 x 2.00	GROUND FLOOR	ENTRANCE
12	DOOR	1.00 x 2.00	GROUND FLOOR	ENTRANCE
13	DOOR	1.00 x 2.00	GROUND FLOOR	ENTRANCE
14	DOOR	1.00 x 2.00	GROUND FLOOR	ENTRANCE
15	DOOR	1.00 x 2.00	GROUND FLOOR	ENTRANCE
16	DOOR	1.00 x 2.00	GROUND FLOOR	ENTRANCE
17	DOOR	1.00 x 2.00	GROUND FLOOR	ENTRANCE
18	DOOR	1.00 x 2.00	GROUND FLOOR	ENTRANCE
19	DOOR	1.00 x 2.00	GROUND FLOOR	ENTRANCE
20	DOOR	1.00 x 2.00	GROUND FLOOR	ENTRANCE
21	DOOR	1.00 x 2.00	GROUND FLOOR	ENTRANCE
22	DOOR	1.00 x 2.00	GROUND FLOOR	ENTRANCE
23	DOOR	1.00 x 2.00	GROUND FLOOR	ENTRANCE
24	DOOR	1.00 x 2.00	GROUND FLOOR	ENTRANCE
25	DOOR	1.00 x 2.00	GROUND FLOOR	ENTRANCE
26	DOOR	1.00 x 2.00	GROUND FLOOR	ENTRANCE
27	DOOR	1.00 x 2.00	GROUND FLOOR	ENTRANCE
28	DOOR	1.00 x 2.00	GROUND FLOOR	ENTRANCE
29	DOOR	1.00 x 2.00	GROUND FLOOR	ENTRANCE
30	DOOR	1.00 x 2.00	GROUND FLOOR	ENTRANCE
31	DOOR	1.00 x 2.00	GROUND FLOOR	ENTRANCE
32	DOOR	1.00 x 2.00	GROUND FLOOR	ENTRANCE
33	DOOR	1.00 x 2.00	GROUND FLOOR	ENTRANCE
34	DOOR	1.00 x 2.00	GROUND FLOOR	ENTRANCE
35	DOOR	1.00 x 2.00	GROUND FLOOR	ENTRANCE
36	DOOR	1.00 x 2.00	GROUND FLOOR	ENTRANCE
37	DOOR	1.00 x 2.00	GROUND FLOOR	ENTRANCE
38	DOOR	1.00 x 2.00	GROUND FLOOR	ENTRANCE
39	DOOR	1.00 x 2.00	GROUND FLOOR	ENTRANCE
40	DOOR	1.00 x 2.00	GROUND FLOOR	ENTRANCE
41	DOOR	1.00 x 2.00	GROUND FLOOR	ENTRANCE
42	DOOR	1.00 x 2.00	GROUND FLOOR	ENTRANCE
43	DOOR	1.00 x 2.00	GROUND FLOOR	ENTRANCE
44	DOOR	1.00 x 2.00	GROUND FLOOR	ENTRANCE
45	DOOR	1.00 x 2.00	GROUND FLOOR	ENTRANCE
46	DOOR	1.00 x 2.00	GROUND FLOOR	ENTRANCE
47	DOOR	1.00 x 2.00	GROUND FLOOR	ENTRANCE
48	DOOR	1.00 x 2.00	GROUND FLOOR	ENTRANCE
49	DOOR	1.00 x 2.00	GROUND FLOOR	ENTRANCE
50	DOOR	1.00 x 2.00	GROUND FLOOR	ENTRANCE
51	DOOR	1.00 x 2.00	GROUND FLOOR	ENTRANCE
52	DOOR	1.00 x 2.00	GROUND FLOOR	ENTRANCE
53	DOOR	1.00 x 2.00	GROUND FLOOR	ENTRANCE
54	DOOR	1.00 x 2.00	GROUND FLOOR	ENTRANCE
55	DOOR	1.00 x 2.00	GROUND FLOOR	ENTRANCE
56	DOOR	1.00 x 2.00	GROUND FLOOR	ENTRANCE
57	DOOR	1.00 x 2.00	GROUND FLOOR	ENTRANCE
58	DOOR	1.00 x 2.00	GROUND FLOOR	ENTRANCE
59	DOOR	1.00 x 2.00	GROUND FLOOR	ENTRANCE
60	DOOR	1.00 x 2.00	GROUND FLOOR	ENTRANCE
61	DOOR	1.00 x 2.00	GROUND FLOOR	ENTRANCE
62	DOOR	1.00 x 2.00	GROUND FLOOR	ENTRANCE
63	DOOR	1.00 x 2.00	GROUND FLOOR	ENTRANCE
64	DOOR	1.00 x 2.00	GROUND FLOOR	ENTRANCE
65	DOOR	1.00 x 2.00	GROUND FLOOR	ENTRANCE
66	DOOR	1.00 x 2.00	GROUND FLOOR	ENTRANCE
67	DOOR	1.00 x 2.00	GROUND FLOOR	ENTRANCE
68	DOOR	1.00 x 2.00	GROUND FLOOR	ENTRANCE
69	DOOR	1.00 x 2.00	GROUND FLOOR	ENTRANCE
70	DOOR	1.00 x 2.00	GROUND FLOOR	ENTRANCE
71	DOOR	1.00 x 2.00	GROUND FLOOR	ENTRANCE
72	DOOR	1.00 x 2.00	GROUND FLOOR	ENTRANCE
73	DOOR	1.00 x 2.00	GROUND FLOOR	ENTRANCE
74	DOOR	1.00 x 2.00	GROUND FLOOR	ENTRANCE
75	DOOR	1.00 x 2.00	GROUND FLOOR	ENTRANCE
76	DOOR	1.00 x 2.00	GROUND FLOOR	ENTRANCE
77	DOOR	1.00 x 2.00	GROUND FLOOR	ENTRANCE
78	DOOR	1.00 x 2.00	GROUND FLOOR	ENTRANCE
79	DOOR	1.00 x 2.00	GROUND FLOOR	ENTRANCE
80	DOOR	1.00 x 2.00	GROUND FLOOR	ENTRANCE
81	DOOR	1.00 x 2.00	GROUND FLOOR	ENTRANCE
82	DOOR	1.00 x 2.00	GROUND FLOOR	ENTRANCE
83	DOOR	1.00 x 2.00	GROUND FLOOR	ENTRANCE
84	DOOR	1.00 x 2.00	GROUND FLOOR	ENTRANCE
85	DOOR	1.00 x 2.00	GROUND FLOOR	ENTRANCE
86	DOOR	1.00 x 2.00	GROUND FLOOR	ENTRANCE
87	DOOR	1.00 x 2.00	GROUND FLOOR	ENTRANCE
88	DOOR	1.00 x 2.00	GROUND FLOOR	ENTRANCE
89	DOOR	1.00 x 2.00	GROUND FLOOR	ENTRANCE
90	DOOR	1.00 x 2.00	GROUND FLOOR	ENTRANCE
91	DOOR	1.00 x 2.00	GROUND FLOOR	ENTRANCE
92	DOOR	1.00 x 2.00	GROUND FLOOR	ENTRANCE
93	DOOR	1.00 x 2.00	GROUND FLOOR	ENTRANCE
94	DOOR	1.00 x 2.00	GROUND FLOOR	ENTRANCE
95	DOOR	1.00 x 2.00	GROUND FLOOR	ENTRANCE
96	DOOR	1.00 x 2.00	GROUND FLOOR	ENTRANCE
97	DOOR	1.00 x 2.00	GROUND FLOOR	ENTRANCE
98	DOOR	1.00 x 2.00	GROUND FLOOR	ENTRANCE
99	DOOR	1.00 x 2.00	GROUND FLOOR	ENTRANCE
100	DOOR	1.00 x 2.00	GROUND FLOOR	ENTRANCE



Project: [illegible]
 PROPOSED GROUP HOUSING 23-25 ACRES
 SCHEDULE TO THE 2011 BUILDING DEPARTMENT
 REGULATIONS IN SECTION 104, OUTLASH WING
 (DRAFT) ON 1/5 WING AND SOLUTIONS
 FOR THE 1/5 WING

OWNER'S SEAL & SIGNATURE

PROJECT'S SEAL & SIGNATURE

DATE: 10/10/2011

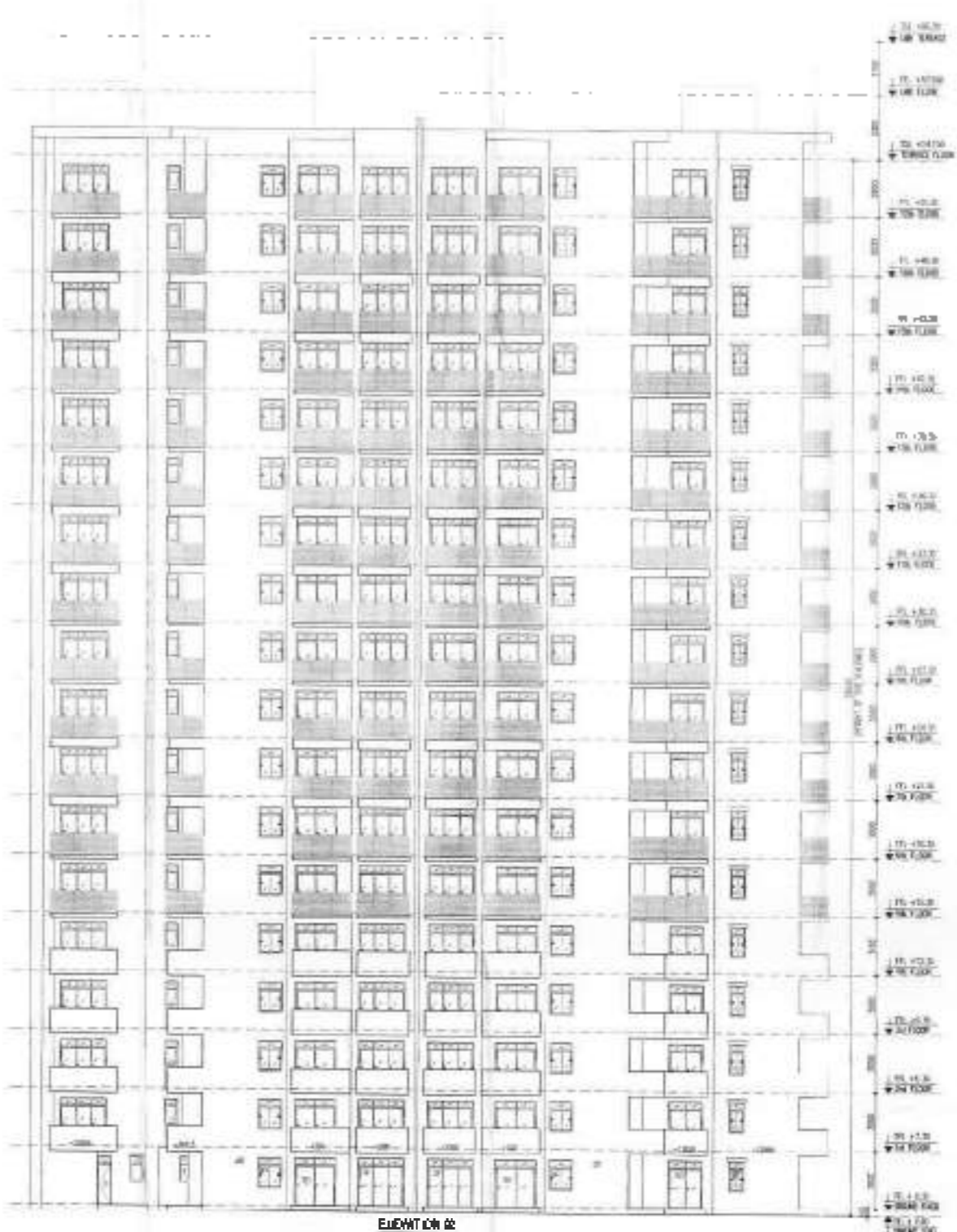
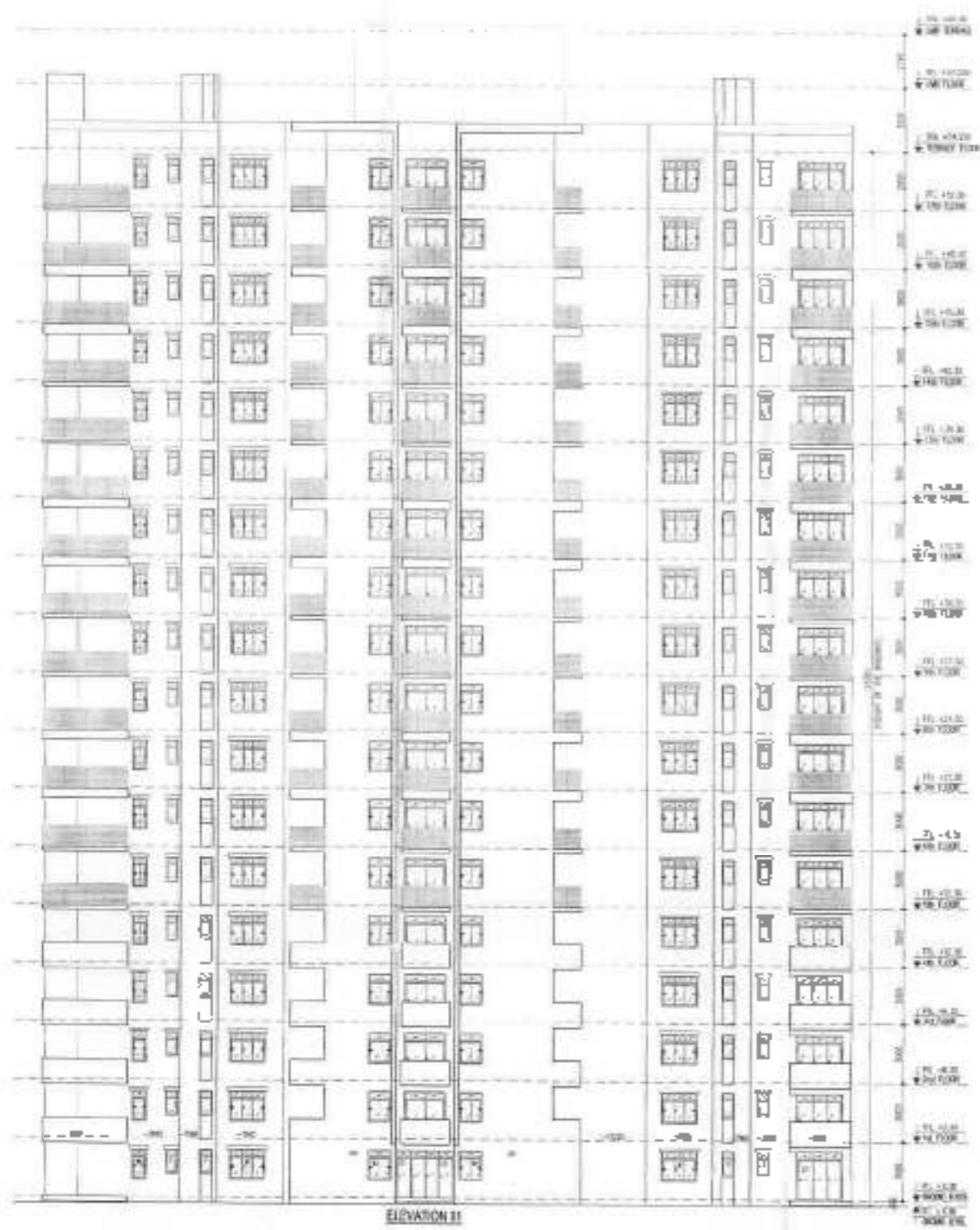
PROJECT'S SEAL & SIGNATURE

PROJECT'S SEAL & SIGNATURE

DATE: 10/10/2011

APPROVED
 [Signature]
 PROJECT MANAGER





SCHEDULE OF DOORS + WINDOWS

NO.	DESCRIPTION	QTY	REMARKS
1
2
3
4
5
6
7
8
9
10
11
12
13
14
15
16
17
18
19
20
21
22
23
24
25
26
27
28
29
30
31
32
33
34
35
36
37
38
39
40
41
42
43
44
45
46
47
48
49
50
51
52
53
54
55
56
57
58
59
60
61
62
63
64
65
66
67
68
69
70
71
72
73
74
75
76
77
78
79
80
81
82
83
84
85
86
87
88
89
90
91
92
93
94
95
96
97
98
99
100



Project: ...
 AREA: ...
 DEVELOPER: ...


Architect: ...

Scale: ...


Architect's Seal & Signature

Architect's Seal & Signature

Handwritten notes and signatures at the bottom right of the page.



ELEVATION II



ELEVATION III



SCHEDULE OF ROOMS + FINISHES

NO. OF ROOMS

NO.	DESCRIPTION	NO. OF ROOMS	FINISHES
1	APARTMENT 101	1	...
2	APARTMENT 102	1	...
3	APARTMENT 103	1	...
4	APARTMENT 104	1	...
5	APARTMENT 105	1	...
6	APARTMENT 106	1	...
7	APARTMENT 107	1	...
8	APARTMENT 108	1	...
9	APARTMENT 109	1	...
10	APARTMENT 110	1	...
11	APARTMENT 111	1	...
12	APARTMENT 112	1	...
13	APARTMENT 113	1	...
14	APARTMENT 114	1	...
15	APARTMENT 115	1	...
16	APARTMENT 116	1	...
17	APARTMENT 117	1	...
18	APARTMENT 118	1	...
19	APARTMENT 119	1	...
20	APARTMENT 120	1	...
21	APARTMENT 121	1	...
22	APARTMENT 122	1	...
23	APARTMENT 123	1	...
24	APARTMENT 124	1	...
25	APARTMENT 125	1	...
26	APARTMENT 126	1	...
27	APARTMENT 127	1	...
28	APARTMENT 128	1	...
29	APARTMENT 129	1	...
30	APARTMENT 130	1	...
31	APARTMENT 131	1	...
32	APARTMENT 132	1	...
33	APARTMENT 133	1	...
34	APARTMENT 134	1	...
35	APARTMENT 135	1	...
36	APARTMENT 136	1	...
37	APARTMENT 137	1	...
38	APARTMENT 138	1	...
39	APARTMENT 139	1	...
40	APARTMENT 140	1	...
41	APARTMENT 141	1	...
42	APARTMENT 142	1	...
43	APARTMENT 143	1	...
44	APARTMENT 144	1	...
45	APARTMENT 145	1	...
46	APARTMENT 146	1	...
47	APARTMENT 147	1	...
48	APARTMENT 148	1	...
49	APARTMENT 149	1	...
50	APARTMENT 150	1	...
51	APARTMENT 151	1	...
52	APARTMENT 152	1	...
53	APARTMENT 153	1	...
54	APARTMENT 154	1	...
55	APARTMENT 155	1	...
56	APARTMENT 156	1	...
57	APARTMENT 157	1	...
58	APARTMENT 158	1	...
59	APARTMENT 159	1	...
60	APARTMENT 160	1	...
61	APARTMENT 161	1	...
62	APARTMENT 162	1	...
63	APARTMENT 163	1	...
64	APARTMENT 164	1	...
65	APARTMENT 165	1	...
66	APARTMENT 166	1	...
67	APARTMENT 167	1	...
68	APARTMENT 168	1	...
69	APARTMENT 169	1	...
70	APARTMENT 170	1	...
71	APARTMENT 171	1	...
72	APARTMENT 172	1	...
73	APARTMENT 173	1	...
74	APARTMENT 174	1	...
75	APARTMENT 175	1	...
76	APARTMENT 176	1	...
77	APARTMENT 177	1	...
78	APARTMENT 178	1	...
79	APARTMENT 179	1	...
80	APARTMENT 180	1	...
81	APARTMENT 181	1	...
82	APARTMENT 182	1	...
83	APARTMENT 183	1	...
84	APARTMENT 184	1	...
85	APARTMENT 185	1	...
86	APARTMENT 186	1	...
87	APARTMENT 187	1	...
88	APARTMENT 188	1	...
89	APARTMENT 189	1	...
90	APARTMENT 190	1	...
91	APARTMENT 191	1	...
92	APARTMENT 192	1	...
93	APARTMENT 193	1	...
94	APARTMENT 194	1	...
95	APARTMENT 195	1	...
96	APARTMENT 196	1	...
97	APARTMENT 197	1	...
98	APARTMENT 198	1	...
99	APARTMENT 199	1	...
100	APARTMENT 200	1	...



NO. 1

NO. 2

NO. 3

NO. 4

NO. 5

NO. 6

NO. 7


DATE: 11/11/2011
 DRAWN BY: [Signature]
 CHECKED BY: [Signature]
 PROJECT: [Project Name]

RSP

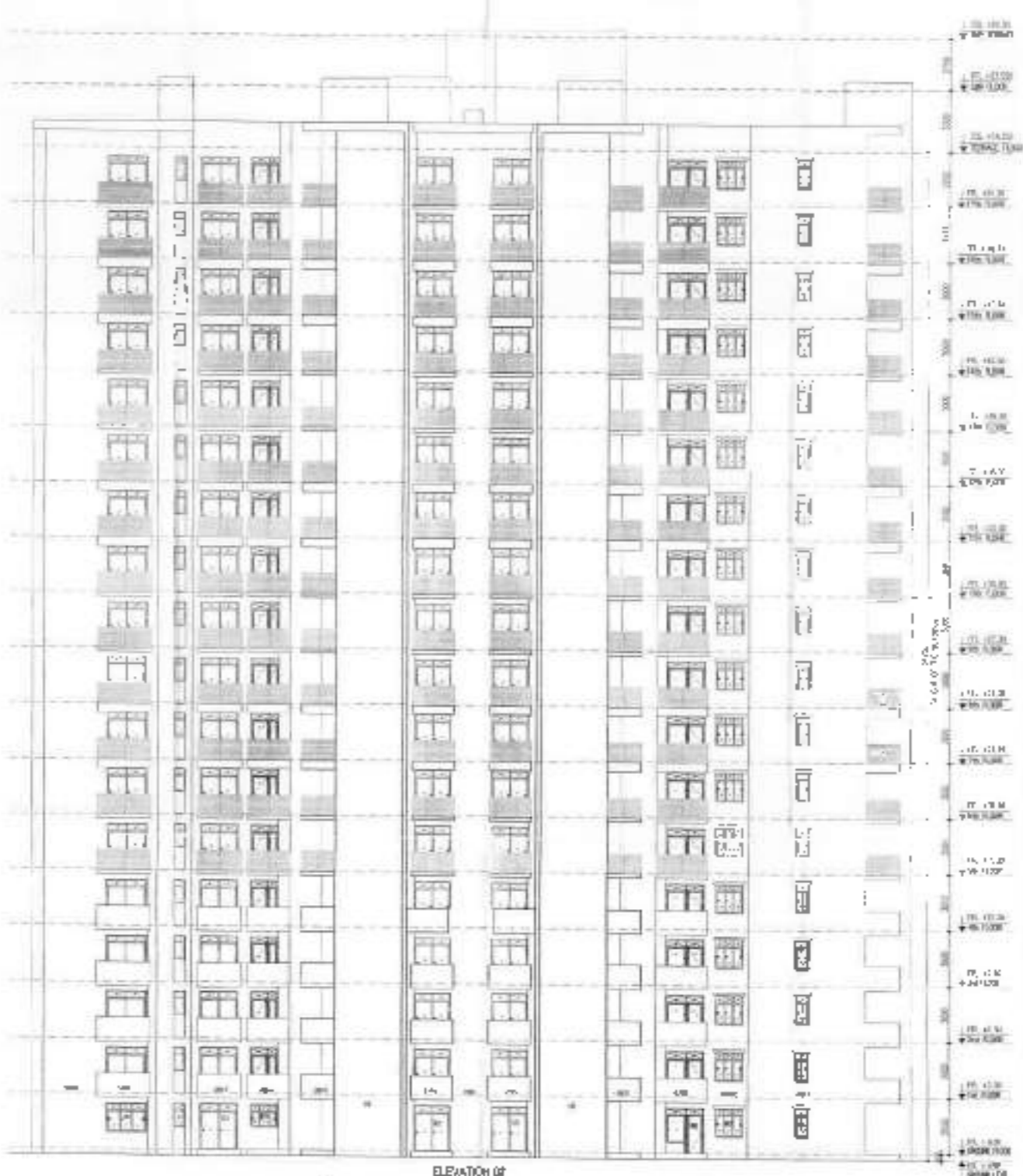
ARCHITECT'S SEAL & SIGNATURE

ARCHITECT'S SEAL & SIGNATURE

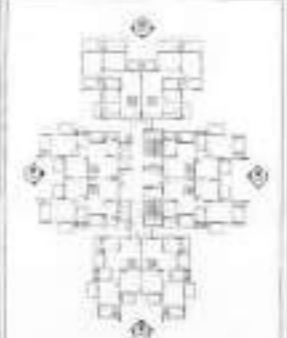
NO. 11



ELEVATION D1



ELEVATION D2



ROOM & ROOM SCHEDULE

NO.	ROOM NO.	DESCRIPTION	AREA (SQ. FT.)	VOLUME (CU. FT.)	FINISHES
1	101	RECEPTION	150	1500	...
2	102	OFFICE	120	1200	...
3	103	CONFERENCE	200	2000	...
4	104	MEETING	180	1800	...
5	105	RESTROOM	50	500	...
6	106	STORAGE	100	1000	...
7	107	LOBBY	300	3000	...
8	108	STAIR	50	500	...
9	109	ELEVATOR	50	500	...
10	110	MECHANICAL	100	1000	...
11	111	ROOF	1000	10000	...
12	112
13	113
14	114
15	115
16	116
17	117
18	118
19	119
20	120



Scale: 1/4" = 1'-0"

DATE: 10/10/2010

PROJECT: ...

PROJECT: ...

OWNER: ...

ARCHITECT: ...

PROJECT: ...

OWNER: ...

ARCHITECT: ...

PROJECT: ...

OWNER: ...

ARCHITECT: ...

PROJECT: ...


OWNER: ...

ARCHITECT: ...

DATE: 10/10/2010

PROJECT: ...





ELEVATION 01



ELEVATION 02



RS SCALE OF DOORS + WINDOWS

NO.	DESCRIPTION	AREA	PERCENTAGE
1	DOOR	1.20	0.01
2	WINDOW	11.80	0.10
3
4
5
6
7
8
9
10
11
12
13
14
15
16
17
18
19
20
21
22
23
24
25
26
27
28
29
30
31
32
33
34
35
36
37
38
39
40
41
42
43
44
45
46
47
48
49
50
51
52
53
54
55
56
57
58
59
60
61
62
63
64
65
66
67
68
69
70
71
72
73
74
75
76
77
78
79
80
81
82
83
84
85
86
87
88
89
90
91
92
93
94
95
96
97
98
99
100



Scale: 1:100
 Date: 10/10/2011
 Project: ...

Project: ...
 Client: ...

Architect: ...

RSB
 RSP

RSB
 RSP

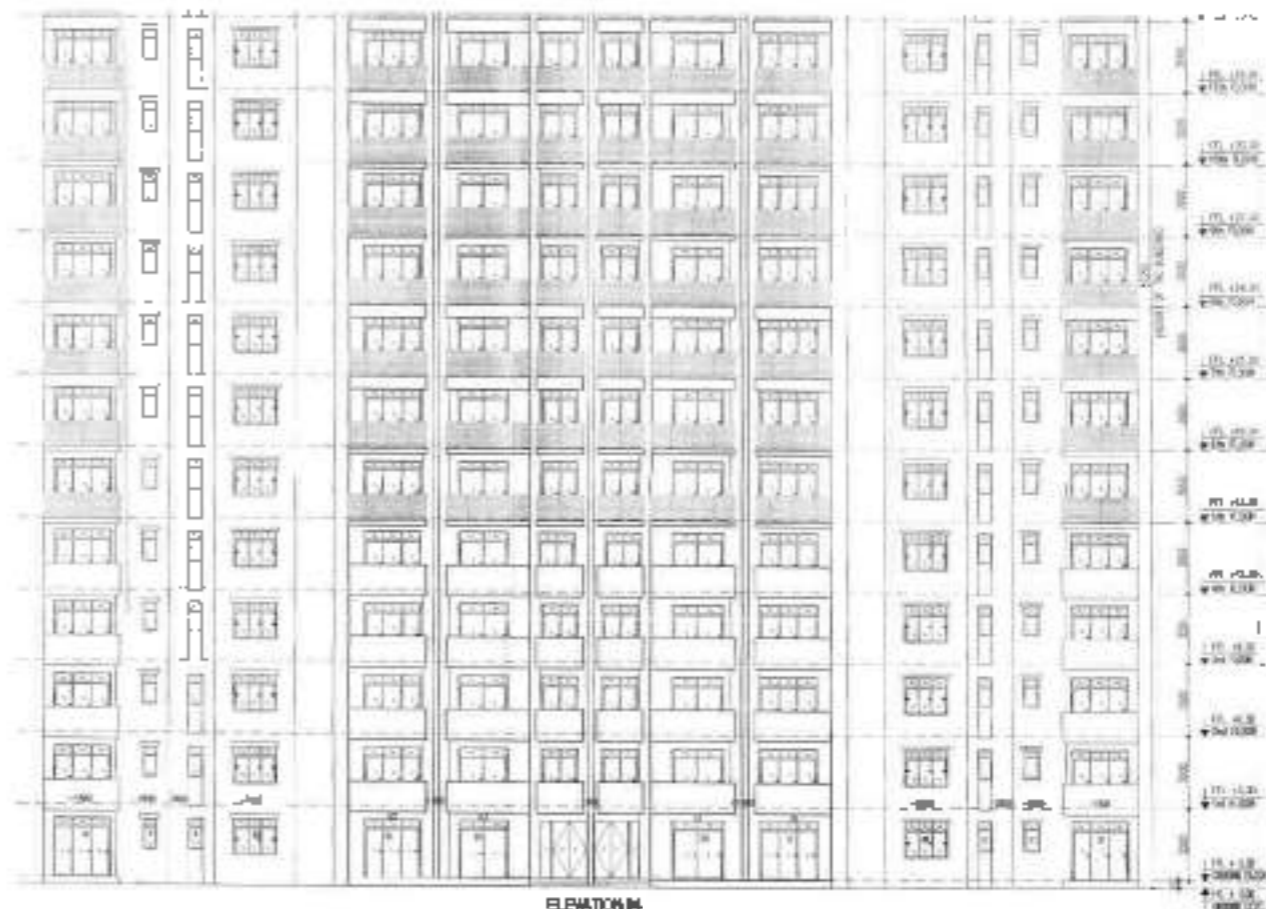
RSB
 RSP



LEGENDA
 ...



ELEVATION A



ELEVATION B

NO.	DESCRIPTION	QTY	UNIT	REMARKS
1
2
3
4
5
6
7
8
9
10
11
12
13
14
15
16
17
18
19
20
21
22
23
24
25
26
27
28
29
30
31
32
33
34
35
36
37
38
39
40
41
42
43
44
45
46
47
48
49
50



Project: ...
 AREA: ...
 LOCATION: ...
 SCALE: ...

Client: ...
 Architect: ...

Project Description: ...
 RSP


Owner's Seal & Signature: ...

Architect's Seal & Signature: ...

Scale: ...

Date: ...

Handwritten notes and signatures at the bottom of the page.



ELEVATION



ELEVATION B



SCHEMATIC OF BUILDING + SITE

SCHEDULE OF WORK	
NO. 1	PRELIMINARY DESIGN
NO. 2	SCHEMATIC DESIGN
NO. 3	PRELIMINARY CONTRACT DOCUMENTS
NO. 4	CONTRACT DOCUMENTS
NO. 5	CONSTRUCTION ADMINISTRATION
NO. 6	POST-OCCUPANCY EVALUATION
NO. 7	ARCHITECTURAL RECORDS
NO. 8	FINAL ARCHITECTURAL RECORDS
NO. 9	ARCHITECTURAL RECORDS - AS-BUILT
NO. 10	ARCHITECTURAL RECORDS - AS-BUILT
NO. 11	ARCHITECTURAL RECORDS - AS-BUILT
NO. 12	ARCHITECTURAL RECORDS - AS-BUILT
NO. 13	ARCHITECTURAL RECORDS - AS-BUILT
NO. 14	ARCHITECTURAL RECORDS - AS-BUILT
NO. 15	ARCHITECTURAL RECORDS - AS-BUILT
NO. 16	ARCHITECTURAL RECORDS - AS-BUILT
NO. 17	ARCHITECTURAL RECORDS - AS-BUILT
NO. 18	ARCHITECTURAL RECORDS - AS-BUILT
NO. 19	ARCHITECTURAL RECORDS - AS-BUILT
NO. 20	ARCHITECTURAL RECORDS - AS-BUILT
NO. 21	ARCHITECTURAL RECORDS - AS-BUILT
NO. 22	ARCHITECTURAL RECORDS - AS-BUILT
NO. 23	ARCHITECTURAL RECORDS - AS-BUILT
NO. 24	ARCHITECTURAL RECORDS - AS-BUILT
NO. 25	ARCHITECTURAL RECORDS - AS-BUILT
NO. 26	ARCHITECTURAL RECORDS - AS-BUILT
NO. 27	ARCHITECTURAL RECORDS - AS-BUILT
NO. 28	ARCHITECTURAL RECORDS - AS-BUILT
NO. 29	ARCHITECTURAL RECORDS - AS-BUILT
NO. 30	ARCHITECTURAL RECORDS - AS-BUILT
NO. 31	ARCHITECTURAL RECORDS - AS-BUILT
NO. 32	ARCHITECTURAL RECORDS - AS-BUILT
NO. 33	ARCHITECTURAL RECORDS - AS-BUILT
NO. 34	ARCHITECTURAL RECORDS - AS-BUILT
NO. 35	ARCHITECTURAL RECORDS - AS-BUILT
NO. 36	ARCHITECTURAL RECORDS - AS-BUILT
NO. 37	ARCHITECTURAL RECORDS - AS-BUILT
NO. 38	ARCHITECTURAL RECORDS - AS-BUILT
NO. 39	ARCHITECTURAL RECORDS - AS-BUILT
NO. 40	ARCHITECTURAL RECORDS - AS-BUILT
NO. 41	ARCHITECTURAL RECORDS - AS-BUILT
NO. 42	ARCHITECTURAL RECORDS - AS-BUILT
NO. 43	ARCHITECTURAL RECORDS - AS-BUILT
NO. 44	ARCHITECTURAL RECORDS - AS-BUILT
NO. 45	ARCHITECTURAL RECORDS - AS-BUILT
NO. 46	ARCHITECTURAL RECORDS - AS-BUILT
NO. 47	ARCHITECTURAL RECORDS - AS-BUILT
NO. 48	ARCHITECTURAL RECORDS - AS-BUILT
NO. 49	ARCHITECTURAL RECORDS - AS-BUILT
NO. 50	ARCHITECTURAL RECORDS - AS-BUILT
NO. 51	ARCHITECTURAL RECORDS - AS-BUILT
NO. 52	ARCHITECTURAL RECORDS - AS-BUILT
NO. 53	ARCHITECTURAL RECORDS - AS-BUILT
NO. 54	ARCHITECTURAL RECORDS - AS-BUILT
NO. 55	ARCHITECTURAL RECORDS - AS-BUILT
NO. 56	ARCHITECTURAL RECORDS - AS-BUILT
NO. 57	ARCHITECTURAL RECORDS - AS-BUILT
NO. 58	ARCHITECTURAL RECORDS - AS-BUILT
NO. 59	ARCHITECTURAL RECORDS - AS-BUILT
NO. 60	ARCHITECTURAL RECORDS - AS-BUILT
NO. 61	ARCHITECTURAL RECORDS - AS-BUILT
NO. 62	ARCHITECTURAL RECORDS - AS-BUILT
NO. 63	ARCHITECTURAL RECORDS - AS-BUILT
NO. 64	ARCHITECTURAL RECORDS - AS-BUILT
NO. 65	ARCHITECTURAL RECORDS - AS-BUILT
NO. 66	ARCHITECTURAL RECORDS - AS-BUILT
NO. 67	ARCHITECTURAL RECORDS - AS-BUILT
NO. 68	ARCHITECTURAL RECORDS - AS-BUILT
NO. 69	ARCHITECTURAL RECORDS - AS-BUILT
NO. 70	ARCHITECTURAL RECORDS - AS-BUILT
NO. 71	ARCHITECTURAL RECORDS - AS-BUILT
NO. 72	ARCHITECTURAL RECORDS - AS-BUILT
NO. 73	ARCHITECTURAL RECORDS - AS-BUILT
NO. 74	ARCHITECTURAL RECORDS - AS-BUILT
NO. 75	ARCHITECTURAL RECORDS - AS-BUILT
NO. 76	ARCHITECTURAL RECORDS - AS-BUILT
NO. 77	ARCHITECTURAL RECORDS - AS-BUILT
NO. 78	ARCHITECTURAL RECORDS - AS-BUILT
NO. 79	ARCHITECTURAL RECORDS - AS-BUILT
NO. 80	ARCHITECTURAL RECORDS - AS-BUILT
NO. 81	ARCHITECTURAL RECORDS - AS-BUILT
NO. 82	ARCHITECTURAL RECORDS - AS-BUILT
NO. 83	ARCHITECTURAL RECORDS - AS-BUILT
NO. 84	ARCHITECTURAL RECORDS - AS-BUILT
NO. 85	ARCHITECTURAL RECORDS - AS-BUILT
NO. 86	ARCHITECTURAL RECORDS - AS-BUILT
NO. 87	ARCHITECTURAL RECORDS - AS-BUILT
NO. 88	ARCHITECTURAL RECORDS - AS-BUILT
NO. 89	ARCHITECTURAL RECORDS - AS-BUILT
NO. 90	ARCHITECTURAL RECORDS - AS-BUILT
NO. 91	ARCHITECTURAL RECORDS - AS-BUILT
NO. 92	ARCHITECTURAL RECORDS - AS-BUILT
NO. 93	ARCHITECTURAL RECORDS - AS-BUILT
NO. 94	ARCHITECTURAL RECORDS - AS-BUILT
NO. 95	ARCHITECTURAL RECORDS - AS-BUILT
NO. 96	ARCHITECTURAL RECORDS - AS-BUILT
NO. 97	ARCHITECTURAL RECORDS - AS-BUILT
NO. 98	ARCHITECTURAL RECORDS - AS-BUILT
NO. 99	ARCHITECTURAL RECORDS - AS-BUILT
NO. 100	ARCHITECTURAL RECORDS - AS-BUILT



NO. 1
NO. 2
NO. 3
NO. 4
NO. 5
NO. 6
NO. 7
NO. 8
NO. 9
NO. 10
NO. 11
NO. 12
NO. 13
NO. 14
NO. 15
NO. 16
NO. 17
NO. 18
NO. 19
NO. 20
NO. 21
NO. 22
NO. 23
NO. 24
NO. 25
NO. 26
NO. 27
NO. 28
NO. 29
NO. 30
NO. 31
NO. 32
NO. 33
NO. 34
NO. 35
NO. 36
NO. 37
NO. 38
NO. 39
NO. 40
NO. 41
NO. 42
NO. 43
NO. 44
NO. 45
NO. 46
NO. 47
NO. 48
NO. 49
NO. 50
NO. 51
NO. 52
NO. 53
NO. 54
NO. 55
NO. 56
NO. 57
NO. 58
NO. 59
NO. 60
NO. 61
NO. 62
NO. 63
NO. 64
NO. 65
NO. 66
NO. 67
NO. 68
NO. 69
NO. 70
NO. 71
NO. 72
NO. 73
NO. 74
NO. 75
NO. 76
NO. 77
NO. 78
NO. 79
NO. 80
NO. 81
NO. 82
NO. 83
NO. 84
NO. 85
NO. 86
NO. 87
NO. 88
NO. 89
NO. 90
NO. 91
NO. 92
NO. 93
NO. 94
NO. 95
NO. 96
NO. 97
NO. 98
NO. 99
NO. 100

PROJECT: [Project Name]
CLIENT: [Client Name]
ARCHITECT: [Firm Name]

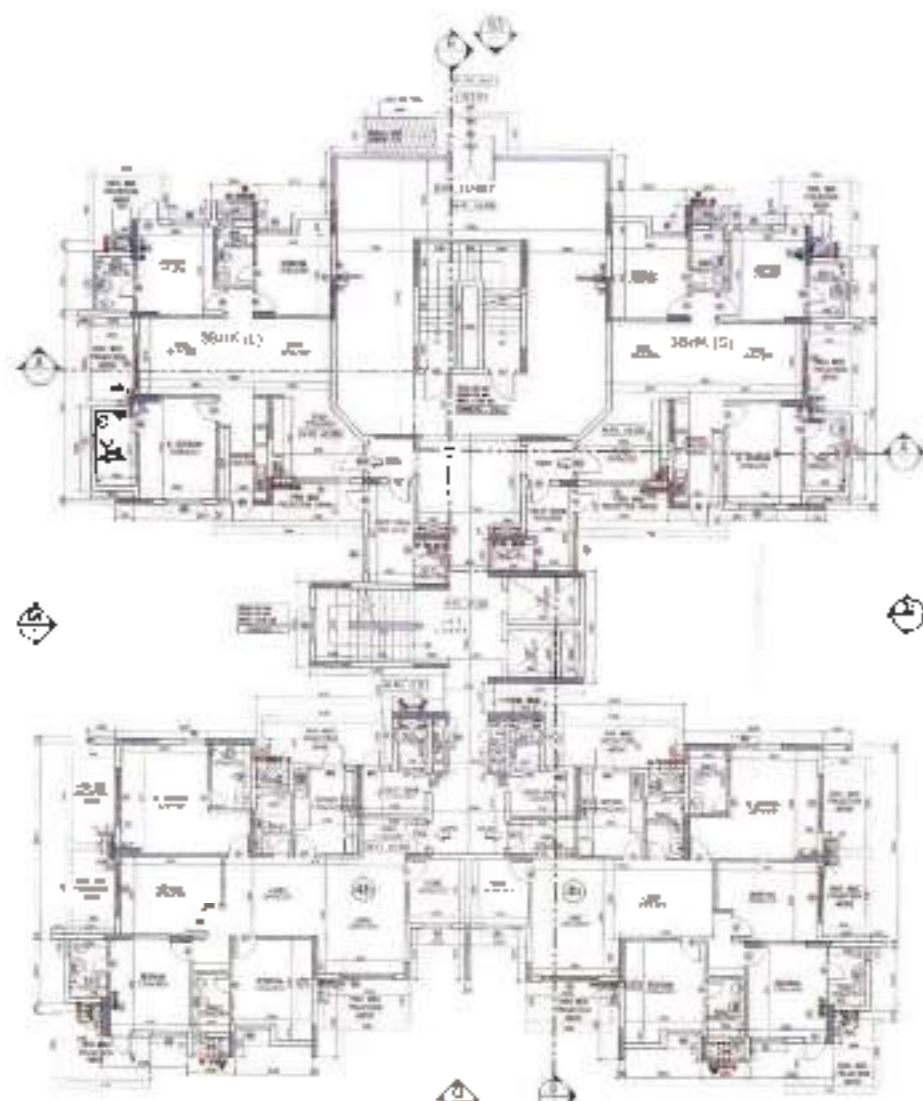
DATE: [Date]
SCALE: [Scale]

PROJECT: [Project Name]
CLIENT: [Client Name]
ARCHITECT: [Firm Name]

DATE: [Date]
SCALE: [Scale]

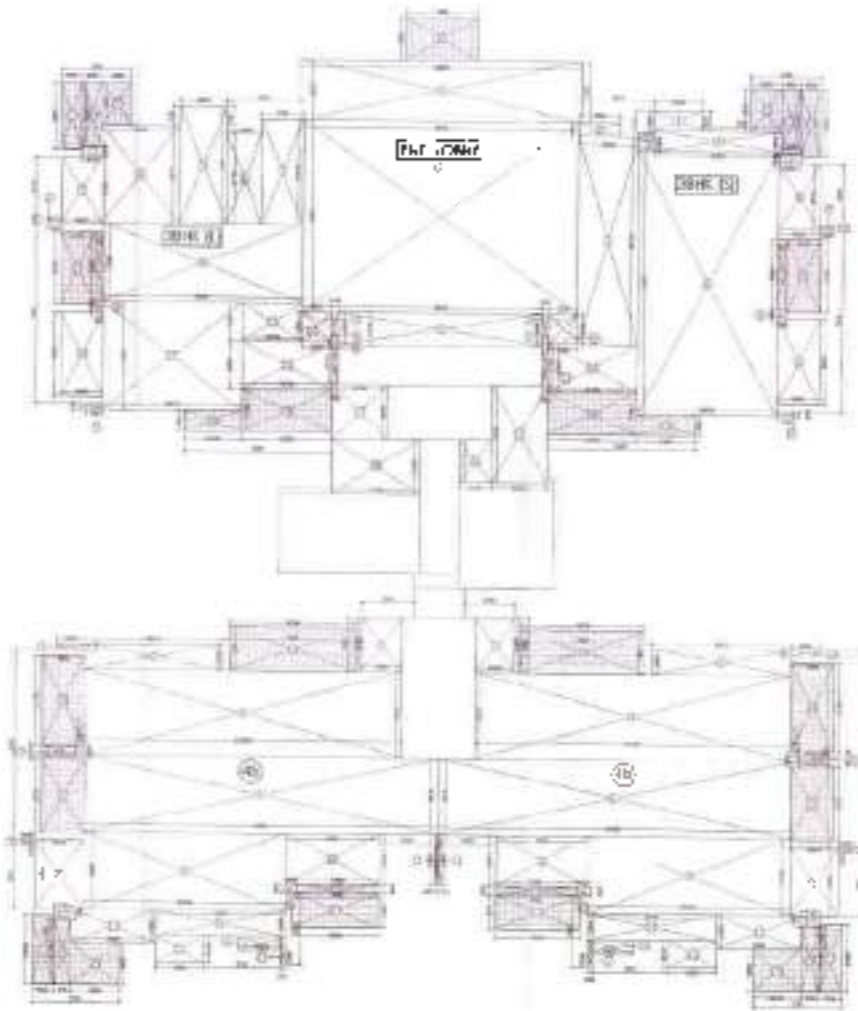
DATE: [Date]
SCALE: [Scale]

DATE: [Date]
SCALE: [Scale]

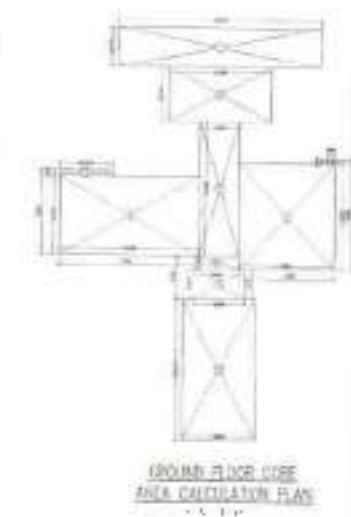


GROUND FLOOR PLAN
NO. 1.1
1/11/11

- LEGENDS**
- 1. ROOFING AND HEAVY FINE
 - 2. ROOF FINISH AND INSULATION
 - 3. ROOF FINISH
 - 4. ROOF FINISH
 - 5. ROOF FINISH
 - 6. ROOF FINISH
 - 7. ROOF FINISH
 - 8. ROOF FINISH
 - 9. ROOF FINISH
 - 10. ROOF FINISH
 - 11. ROOF FINISH
 - 12. ROOF FINISH
 - 13. ROOF FINISH
 - 14. ROOF FINISH
 - 15. ROOF FINISH
 - 16. ROOF FINISH
 - 17. ROOF FINISH
 - 18. ROOF FINISH
 - 19. ROOF FINISH
 - 20. ROOF FINISH
 - 21. ROOF FINISH
 - 22. ROOF FINISH
 - 23. ROOF FINISH
 - 24. ROOF FINISH
 - 25. ROOF FINISH
 - 26. ROOF FINISH
 - 27. ROOF FINISH
 - 28. ROOF FINISH
 - 29. ROOF FINISH
 - 30. ROOF FINISH
 - 31. ROOF FINISH
 - 32. ROOF FINISH
 - 33. ROOF FINISH
 - 34. ROOF FINISH
 - 35. ROOF FINISH
 - 36. ROOF FINISH
 - 37. ROOF FINISH
 - 38. ROOF FINISH
 - 39. ROOF FINISH
 - 40. ROOF FINISH
 - 41. ROOF FINISH
 - 42. ROOF FINISH
 - 43. ROOF FINISH
 - 44. ROOF FINISH
 - 45. ROOF FINISH
 - 46. ROOF FINISH
 - 47. ROOF FINISH
 - 48. ROOF FINISH
 - 49. ROOF FINISH
 - 50. ROOF FINISH



GROUND FLOOR UNIT AREA CALCULATION PLAN
NO. 1.2
1/11/11



GROUND FLOOR UNIT AREA CALCULATION PLAN
NO. 1.3
1/11/11

SCHEDULE OF DOORS + WINDOWS

NO.	DESCRIPTION	QTY	UNIT	REMARKS
1	DOOR	1	NO.	
2	DOOR	1	NO.	
3	DOOR	1	NO.	
4	DOOR	1	NO.	
5	DOOR	1	NO.	
6	DOOR	1	NO.	
7	DOOR	1	NO.	
8	DOOR	1	NO.	
9	DOOR	1	NO.	
10	DOOR	1	NO.	
11	DOOR	1	NO.	
12	DOOR	1	NO.	
13	DOOR	1	NO.	
14	DOOR	1	NO.	
15	DOOR	1	NO.	
16	DOOR	1	NO.	
17	DOOR	1	NO.	
18	DOOR	1	NO.	
19	DOOR	1	NO.	
20	DOOR	1	NO.	
21	DOOR	1	NO.	
22	DOOR	1	NO.	
23	DOOR	1	NO.	
24	DOOR	1	NO.	
25	DOOR	1	NO.	
26	DOOR	1	NO.	
27	DOOR	1	NO.	
28	DOOR	1	NO.	
29	DOOR	1	NO.	
30	DOOR	1	NO.	
31	DOOR	1	NO.	
32	DOOR	1	NO.	
33	DOOR	1	NO.	
34	DOOR	1	NO.	
35	DOOR	1	NO.	
36	DOOR	1	NO.	
37	DOOR	1	NO.	
38	DOOR	1	NO.	
39	DOOR	1	NO.	
40	DOOR	1	NO.	
41	DOOR	1	NO.	
42	DOOR	1	NO.	
43	DOOR	1	NO.	
44	DOOR	1	NO.	
45	DOOR	1	NO.	
46	DOOR	1	NO.	
47	DOOR	1	NO.	
48	DOOR	1	NO.	
49	DOOR	1	NO.	
50	DOOR	1	NO.	
51	DOOR	1	NO.	
52	DOOR	1	NO.	
53	DOOR	1	NO.	
54	DOOR	1	NO.	
55	DOOR	1	NO.	
56	DOOR	1	NO.	
57	DOOR	1	NO.	
58	DOOR	1	NO.	
59	DOOR	1	NO.	
60	DOOR	1	NO.	
61	DOOR	1	NO.	
62	DOOR	1	NO.	
63	DOOR	1	NO.	
64	DOOR	1	NO.	
65	DOOR	1	NO.	
66	DOOR	1	NO.	
67	DOOR	1	NO.	
68	DOOR	1	NO.	
69	DOOR	1	NO.	
70	DOOR	1	NO.	
71	DOOR	1	NO.	
72	DOOR	1	NO.	
73	DOOR	1	NO.	
74	DOOR	1	NO.	
75	DOOR	1	NO.	
76	DOOR	1	NO.	
77	DOOR	1	NO.	
78	DOOR	1	NO.	
79	DOOR	1	NO.	
80	DOOR	1	NO.	
81	DOOR	1	NO.	
82	DOOR	1	NO.	
83	DOOR	1	NO.	
84	DOOR	1	NO.	
85	DOOR	1	NO.	
86	DOOR	1	NO.	
87	DOOR	1	NO.	
88	DOOR	1	NO.	
89	DOOR	1	NO.	
90	DOOR	1	NO.	
91	DOOR	1	NO.	
92	DOOR	1	NO.	
93	DOOR	1	NO.	
94	DOOR	1	NO.	
95	DOOR	1	NO.	
96	DOOR	1	NO.	
97	DOOR	1	NO.	
98	DOOR	1	NO.	
99	DOOR	1	NO.	
100	DOOR	1	NO.	



Table 1: Summary of Areas

NO.	DESCRIPTION	AREA (SQ. M)
1
2
3
4
5
6
7
8
9
10
11
12
13
14
15
16
17
18
19
20
21
22
23
24
25
26
27
28
29
30
31
32
33
34
35
36
37
38
39
40
41
42
43
44
45
46
47
48
49
50
51
52
53
54
55
56
57
58
59
60
61
62
63
64
65
66
67
68
69
70
71
72
73
74
75
76
77
78
79
80
81
82
83
84
85
86
87
88
89
90
91
92
93
94
95
96
97
98
99
100

Table 2: Summary of Areas

NO.	DESCRIPTION	AREA (SQ. M)
1
2
3
4
5
6
7
8
9
10
11
12
13
14
15
16
17
18
19
20
21
22
23
24
25
26
27
28
29
30
31
32
33
34
35
36
37
38
39
40
41
42
43
44
45
46
47
48
49
50
51
52
53
54
55
56
57
58
59
60
61
62
63
64
65
66
67
68
69
70
71
72
73
74
75
76
77
78
79
80
81
82
83
84
85
86
87
88
89
90
91
92
93
94
95
96
97
98
99
100

Table 3: Summary of Areas

NO.	DESCRIPTION	AREA (SQ. M)
1
2
3
4
5
6
7
8
9
10
11
12
13
14
15
16
17
18
19
20
21
22
23
24
25
26
27
28
29
30
31
32
33
34
35
36
37
38
39
40
41
42
43
44
45
46
47
48
49
50
51
52
53
54
55
56
57
58
59
60
61
62
63
64
65
66
67
68
69
70
71
72
73
74
75
76
77
78
79
80
81
82
83
84
85
86
87
88
89
90
91
92
93
94
95
96
97
98
99
100

GROUND COVER STATEMENT

Table 4: Summary of Areas

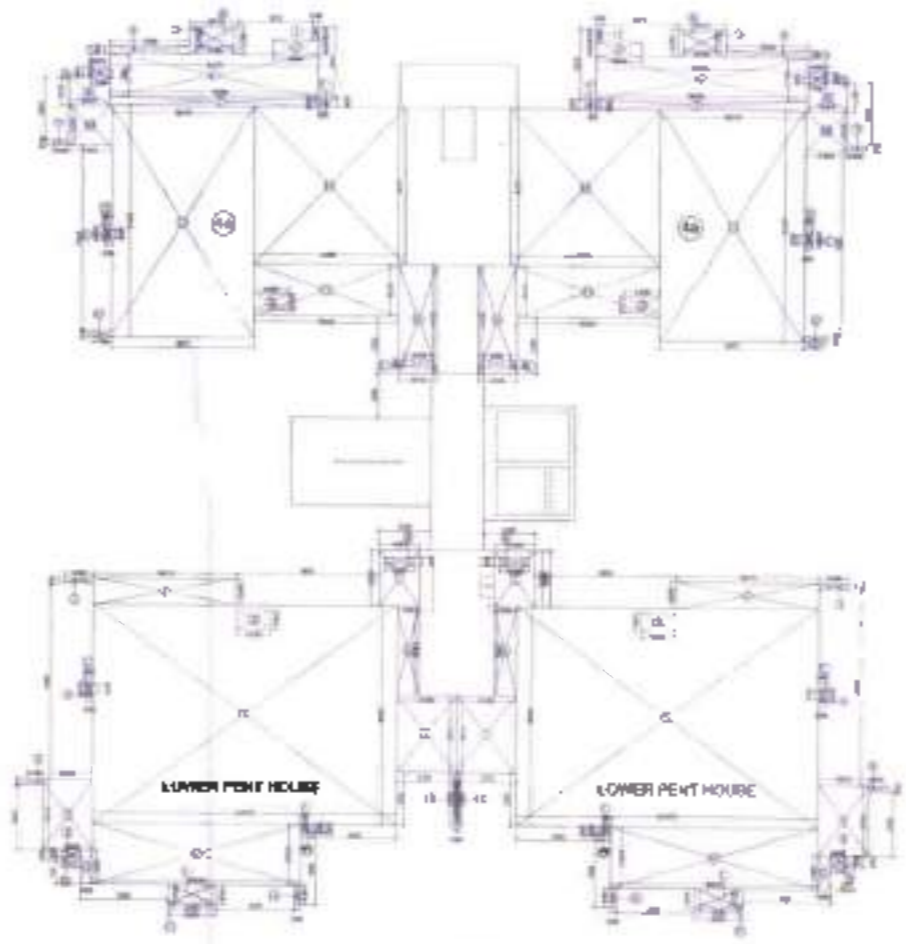
NO.	DESCRIPTION	AREA (SQ. M)
1
2
3
4
5
6
7

REMARKS OF WORKS & WORKS

NO.	DESCRIPTION	DATE	BY
1
2
3
4
5
6
7
8
9
10
11
12
13
14
15
16
17
18
19
20
21
22
23
24
25
26
27
28
29
30
31
32
33
34
35
36
37
38
39
40
41
42
43
44
45
46
47
48
49
50



15TH FLOOR CORE AREA CALCULATION PLAN
 DWG. NO. 15.1
 SA. 1.00



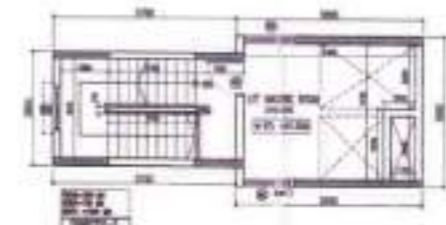
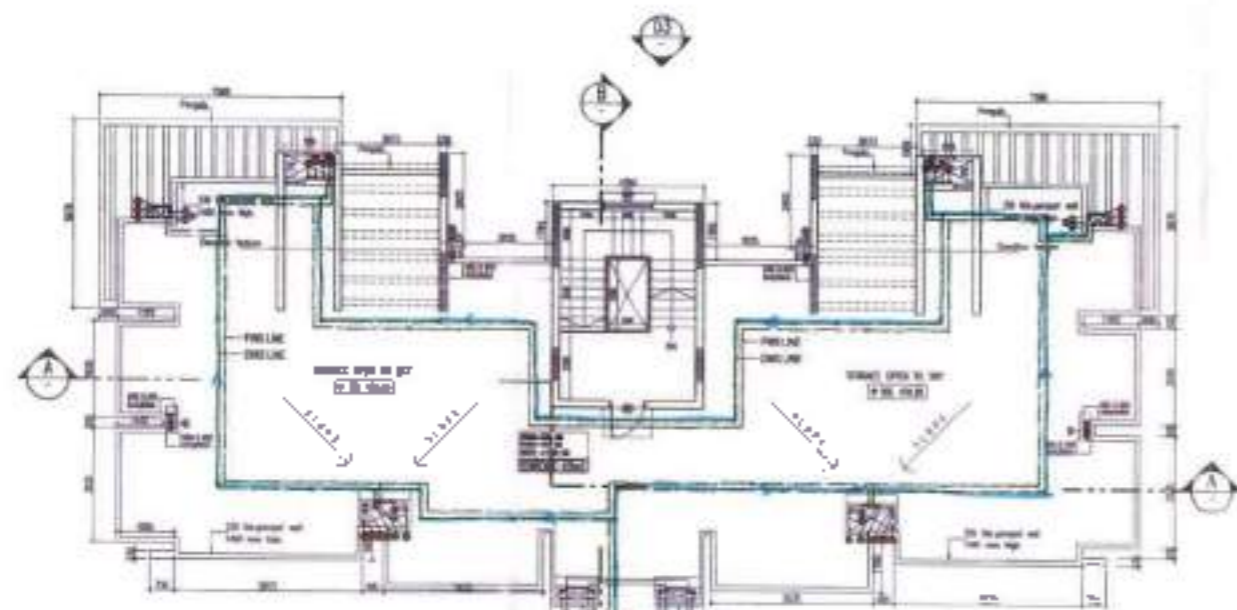
15TH FLOOR CORE AREA CALCULATION PLAN
 DWG. NO. 15.1
 SA. 1.00

S.No.	TYPE	NO.	AREA	TOTAL AREA
1
2
3
4
5
6
7
8
9
10
11
12
13
14
15
16
17
18
19
20
21
22
23
24
25
26
27
28
29
30
31
32
33
34
35
36
37
38
39
40
41
42
43
44
45
46
47
48
49
50
51
52
53
54
55
56
57
58
59
60
61
62
63
64
65
66
67
68
69
70
71
72
73
74
75
76
77
78
79
80
81
82
83
84
85
86
87
88
89
90
91
92
93
94
95
96
97
98
99
100

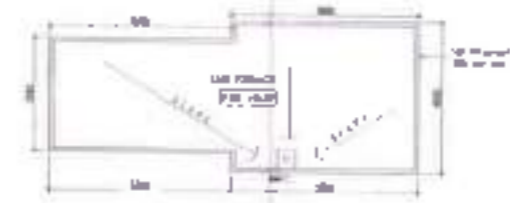
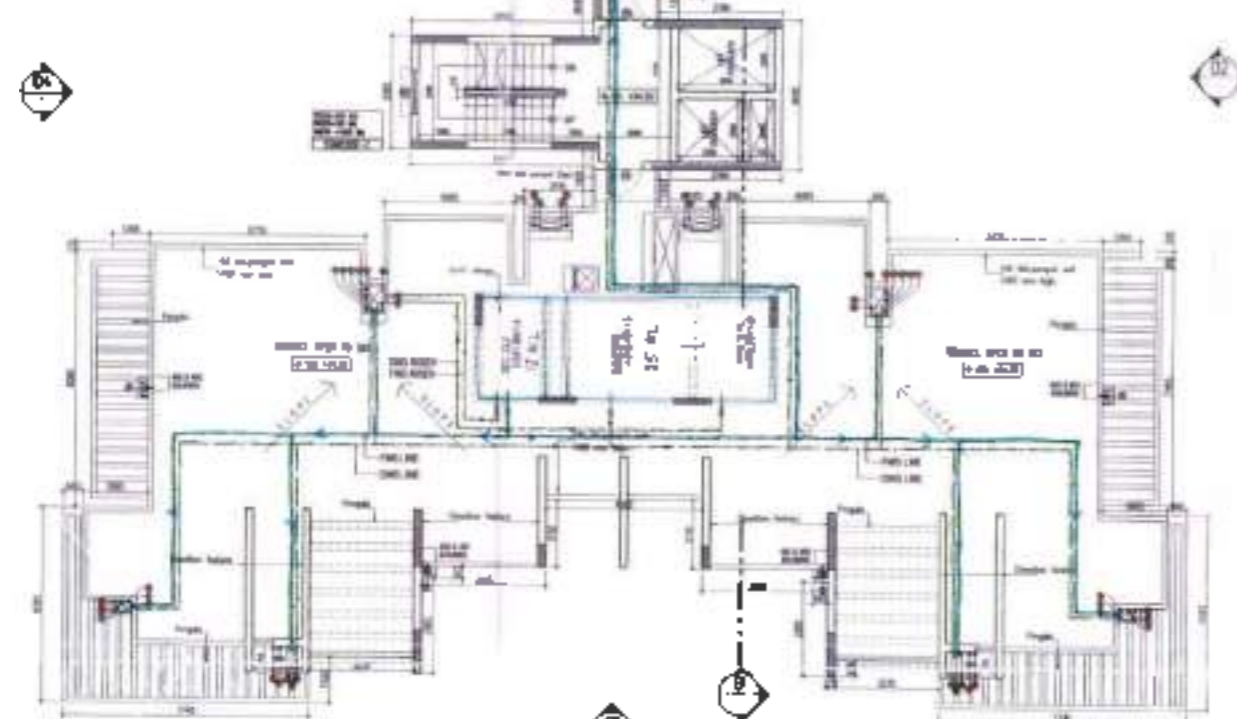
S.No.	Length	Breadth	Number	Area
1
2
3
4
5
6
7
8
9
10
11
12
13
14
15
16
17
18
19
20
21
22
23
24
25
26
27
28
29
30
31
32
33
34
35
36
37
38
39
40
41
42
43
44
45
46
47
48
49
50
51
52
53
54
55
56
57
58
59
60
61
62
63
64
65
66
67
68
69
70
71
72
73
74
75
76
77
78
79
80
81
82
83
84
85
86
87
88
89
90
91
92
93
94
95
96
97
98
99
100

S.No.	Length	Breadth	Number	Area
1
2
3
4
5
6
7
8
9
10
11
12
13
14
15
16
17
18
19
20
21
22
23
24
25
26
27
28
29
30
31
32
33
34
35
36
37
38
39
40
41
42
43
44
45
46
47
48
49
50
51
52
53
54
55
56
57
58
59
60
61
62
63
64
65
66
67
68
69
70
71
72
73
74
75
76
77
78
79
80
81
82
83
84
85
86
87
88
89
90
91
92
93
94
95
96
97
98
99
100

S.No.	Length	Breadth	Number	Area
1
2
3
4
5
6
7
8
9
10
11
12
13
14
15
16
17
18
19
20
21
22
23



LMR FLOOR PLAN
LIFT AND STAIRCASE ROOM




LMR TERRACE FLOOR PLAN

TERRACE FLOOR PLAN

LEGEND :

01	WASTE PIPE AND VENT PIPE
02	WASTE PIPE AND VENT PIPE
03	WASTE PIPE
04	DOMESTIC WATER SUPPLY TO LIFT
05	WATER SUPPLY TO LIFT FROM TANK
06	WATER SUPPLY TO LIFT FROM TANK
07	WATER SUPPLY TO LIFT FROM TANK
08	WATER SUPPLY TO LIFT FROM TANK
09	WATER SUPPLY TO LIFT FROM TANK
10	WATER SUPPLY TO LIFT FROM TANK



SANCTIONED
To be used for reference only
No. 1234567890

Handwritten signatures and stamps in blue ink, including names like 'Ravi', 'Sudhakar', and 'Srinivas'.

SCHEDULE OF DOORS + WINDOWS

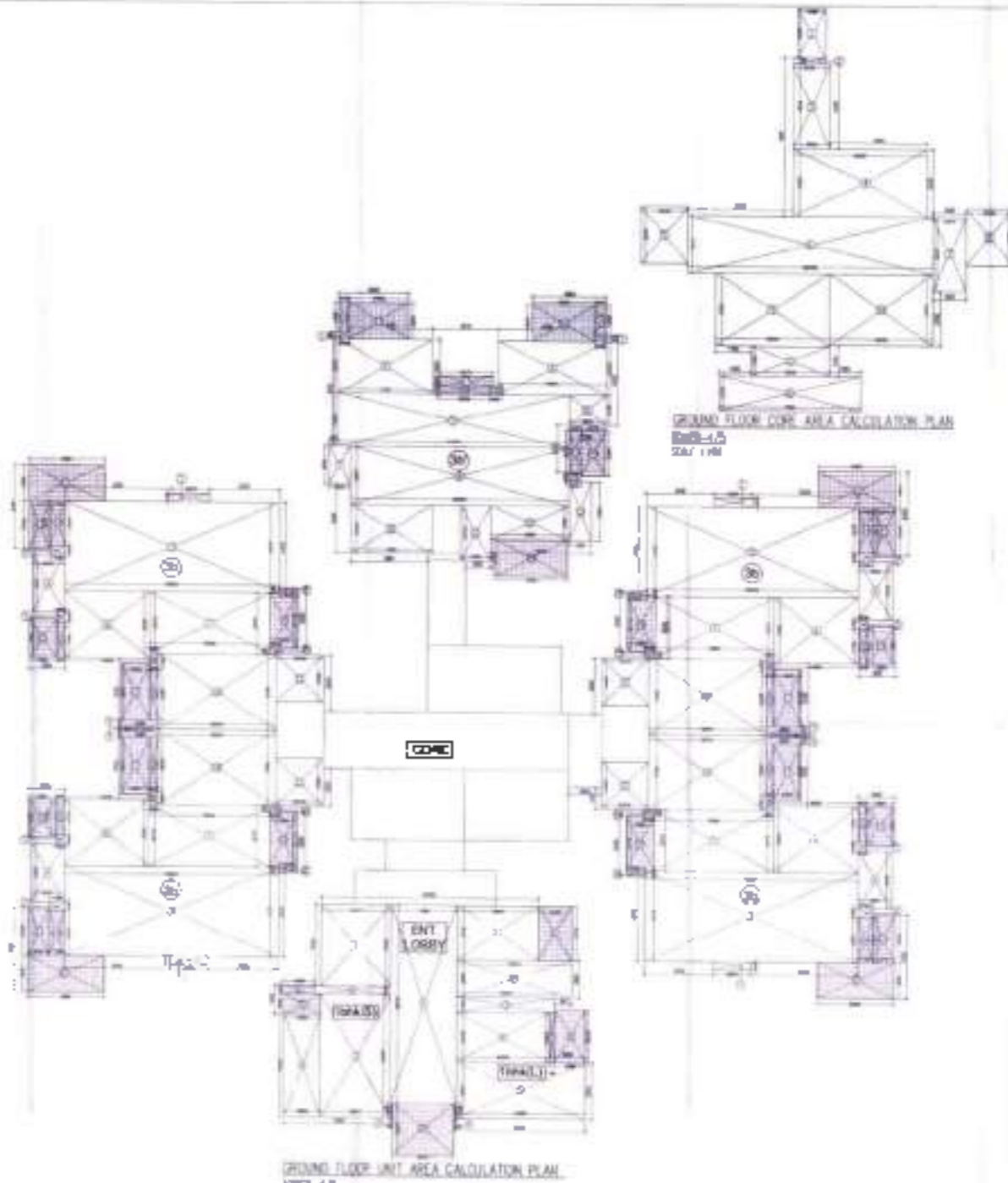
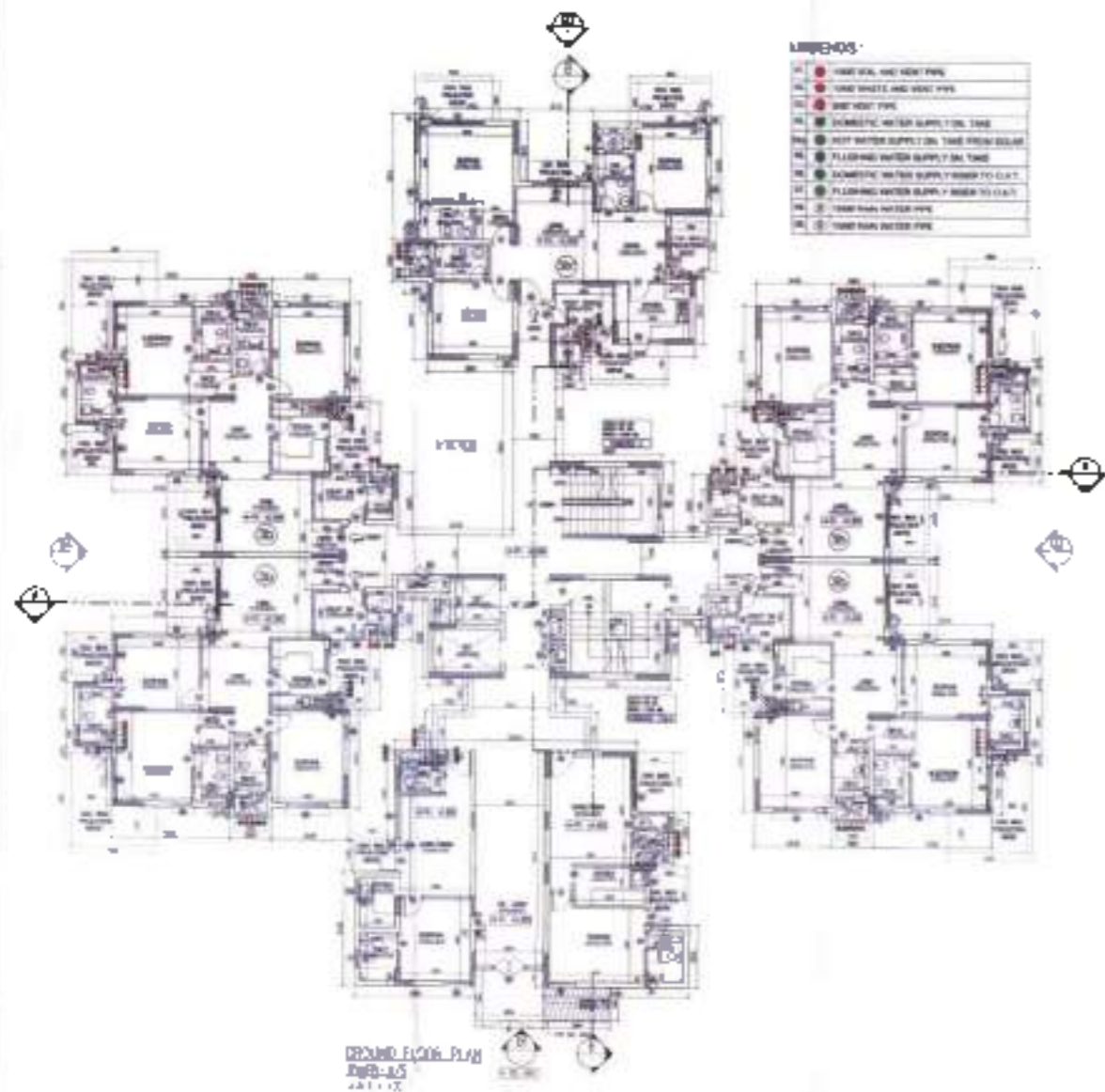
TYPE	NO.	LOCATION	DESCRIPTION	FIN.	MARK
1	1	101	101	101	101
1	2	102	102	102	102
1	3	103	103	103	103
1	4	104	104	104	104
1	5	105	105	105	105
1	6	106	106	106	106
1	7	107	107	107	107
1	8	108	108	108	108
1	9	109	109	109	109
1	10	110	110	110	110
1	11	111	111	111	111
1	12	112	112	112	112
1	13	113	113	113	113
1	14	114	114	114	114
1	15	115	115	115	115
1	16	116	116	116	116
1	17	117	117	117	117
1	18	118	118	118	118
1	19	119	119	119	119
1	20	120	120	120	120
1	21	121	121	121	121
1	22	122	122	122	122
1	23	123	123	123	123
1	24	124	124	124	124
1	25	125	125	125	125
1	26	126	126	126	126
1	27	127	127	127	127
1	28	128	128	128	128
1	29	129	129	129	129
1	30	130	130	130	130
1	31	131	131	131	131
1	32	132	132	132	132
1	33	133	133	133	133
1	34	134	134	134	134
1	35	135	135	135	135
1	36	136	136	136	136
1	37	137	137	137	137
1	38	138	138	138	138
1	39	139	139	139	139
1	40	140	140	140	140
1	41	141	141	141	141
1	42	142	142	142	142
1	43	143	143	143	143
1	44	144	144	144	144
1	45	145	145	145	145
1	46	146	146	146	146
1	47	147	147	147	147
1	48	148	148	148	148
1	49	149	149	149	149
1	50	150	150	150	150
1	51	151	151	151	151
1	52	152	152	152	152
1	53	153	153	153	153
1	54	154	154	154	154
1	55	155	155	155	155
1	56	156	156	156	156
1	57	157	157	157	157
1	58	158	158	158	158
1	59	159	159	159	159
1	60	160	160	160	160
1	61	161	161	161	161
1	62	162	162	162	162
1	63	163	163	163	163
1	64	164	164	164	164
1	65	165	165	165	165
1	66	166	166	166	166
1	67	167	167	167	167
1	68	168	168	168	168
1	69	169	169	169	169
1	70	170	170	170	170
1	71	171	171	171	171
1	72	172	172	172	172
1	73	173	173	173	173
1	74	174	174	174	174
1	75	175	175	175	175
1	76	176	176	176	176
1	77	177	177	177	177
1	78	178	178	178	178
1	79	179	179	179	179
1	80	180	180	180	180
1	81	181	181	181	181
1	82	182	182	182	182
1	83	183	183	183	183
1	84	184	184	184	184
1	85	185	185	185	185
1	86	186	186	186	186
1	87	187	187	187	187
1	88	188	188	188	188
1	89	189	189	189	189
1	90	190	190	190	190
1	91	191	191	191	191
1	92	192	192	192	192
1	93	193	193	193	193
1	94	194	194	194	194
1	95	195	195	195	195
1	96	196	196	196	196
1	97	197	197	197	197
1	98	198	198	198	198
1	99	199	199	199	199
1	100	200	200	200	200



Project: Building Plan for
PROPOSED GROUP HOUSING COLONY
AREA MEASURING 22.123 ACRES
(LICENSE H-102 OF 2014 DATED-07.10.2014)
FALLING IN SECTOR-104, GURGAON BEING
DEVELOPED BY M/S MAGIC INFO SOLUTIONS
PVT. LTD. AND OTHERS.

ELECTRICAL & PLUMBING CONSULTANTS
Anand Raju & Associates
101, 102, 103, 104, 105, 106, 107, 108, 109, 110, 111, 112, 113, 114, 115, 116, 117, 118, 119, 120, 121, 122, 123, 124, 125, 126, 127, 128, 129, 130, 131, 132, 133, 134, 135, 136, 137, 138, 139, 140, 141, 142, 143, 144, 145, 146, 147, 148, 149, 150, 151, 152, 153, 154, 155, 156, 157, 158, 159, 160, 161, 162, 163, 164, 165, 166, 167, 168, 169, 170, 171, 172, 173, 174, 175, 176, 177, 178, 179, 180, 181, 182, 183, 184, 185, 186, 187, 188, 189, 190, 191, 192, 193, 194, 195, 196, 197, 198, 199, 200, 201, 202, 203, 204, 205, 206, 207, 208, 209, 210, 211, 212, 213, 214, 215, 216, 217, 218, 219, 220, 221, 222, 223, 224, 225, 226, 227, 228, 229, 230, 231, 232, 233, 234, 235, 236, 237, 238, 239, 240, 241, 242, 243, 244, 245, 246, 247, 248, 249, 250, 251, 252, 253, 254, 255, 256, 257, 258, 259, 260, 261, 262, 263, 264, 265, 266, 267, 268, 269, 270, 271, 272, 273, 274, 275, 276, 277, 278, 279, 280, 281, 282, 283, 284, 285, 286, 287, 288, 289, 290, 291, 292, 293, 294, 295, 296, 297, 298, 299, 300, 301, 302, 303, 304, 305, 306, 307, 308, 309, 310, 311, 312, 313, 314, 315, 316, 317, 318, 319, 320, 321, 322, 323, 324, 325, 326, 327, 328, 329, 330, 331, 332, 333, 334, 335, 336, 337, 338, 339, 340, 341, 342, 343, 344, 345, 346, 347, 348, 349, 350, 351, 352, 353, 354, 355, 356, 357, 358, 359, 360, 361, 362, 363, 364, 365, 366, 367, 368, 369, 370, 371, 372, 373, 374, 375, 376, 377, 378, 379, 380, 381, 382, 383, 384, 385, 386, 387, 388, 389, 390, 391, 392, 393, 394, 395, 396, 397, 398, 399, 400, 401, 402, 403, 404, 405, 406, 407, 408, 409, 410, 411, 412, 413, 414, 415, 416, 417, 418, 419, 420, 421, 422, 423, 424, 425, 426, 427, 428, 429, 430, 431, 432, 433, 434, 435, 436, 437, 438, 439, 440, 441, 442, 443, 444, 445, 446, 447, 448, 449, 450, 451, 452, 453, 454, 455, 456, 457, 458, 459, 460, 461, 462, 463, 464, 465, 466, 467, 468, 469, 470, 471, 472, 473, 474, 475, 476, 477, 478, 479, 480, 481, 482, 483, 484, 485, 486, 487, 488, 489, 490, 491, 492, 493, 494, 495, 496, 497, 498, 499, 500, 501, 502, 503, 504, 505, 506, 507, 508, 509, 510, 511, 512, 513, 514, 515, 516, 517, 518, 519, 520, 521, 522, 523, 524, 525, 526, 527, 528, 529, 530, 531, 532, 533, 534, 535, 536, 537, 538, 539, 540, 541, 542, 543, 544, 545, 546, 547, 548, 549, 550, 551, 552, 553, 554, 555, 556, 557, 558, 559, 560, 561, 562, 563, 564, 565, 566, 567, 568, 569, 570, 571, 572, 573, 574, 575, 576, 577, 578, 579, 580, 581, 582, 583, 584, 585, 586, 587, 588, 589, 590, 591, 592, 593, 594, 595, 596, 597, 598, 599, 600, 601, 602, 603, 604, 605, 606, 607, 608, 609, 610, 611, 612, 613, 614, 615, 616, 617, 618, 619, 620, 621, 622, 623, 624, 625, 626, 627, 628, 629, 630, 631, 632, 633, 634, 635, 636, 637, 638, 639, 640, 641, 642, 643, 644, 645, 646, 647, 648, 649, 650, 651, 652, 653, 654, 655, 656, 657, 658, 659, 660, 661, 662, 663, 664, 665, 666, 667, 668, 669, 670, 671, 672, 673, 674, 675, 676, 677, 678, 679, 680, 681, 682, 683, 684, 685, 686, 687, 688, 689, 690, 691, 692, 693, 694, 695, 696, 697, 698, 699, 700, 701, 702, 703, 704, 705, 706, 707, 708, 709, 710, 711, 712, 713, 714, 715, 716, 717, 718, 719, 720, 721, 722, 723, 724, 725, 726, 727, 728, 729, 730, 731, 732, 733, 734, 735, 736, 737, 738, 739, 740, 741, 742, 743, 744, 745, 746, 747, 748, 749, 750, 751, 752, 753, 754, 755, 756, 757, 758, 759, 760, 761, 762, 763, 764, 765, 766, 767, 768, 769, 770, 771, 772, 773, 774, 775, 776, 777, 778, 779, 780, 781, 782, 783, 784, 785, 786, 787, 788, 789, 790, 791, 792, 793, 794, 795, 796, 797, 798, 799, 800, 801, 802, 803, 804, 805, 806, 807, 808, 809, 810, 811, 812, 813, 814, 815, 816, 817, 818, 819, 820, 821, 822, 823, 824, 825, 826, 827, 828, 829, 830, 831, 832, 833, 834, 835, 836, 837, 838, 839, 840, 841, 842, 843, 844, 845, 846, 847, 848, 849, 850, 851, 852, 853, 854, 855, 856, 857, 858, 859, 860, 861, 862, 863, 864, 865, 866, 867, 868, 869, 870, 871, 872, 873, 874, 875, 876, 877, 878, 879, 880, 881, 882, 883, 884, 885, 886, 887, 888, 889, 890, 891, 892, 893, 894, 895, 896, 897, 898, 899, 900, 901, 902, 903, 904, 905, 906, 907, 908, 909, 910, 911, 912, 913, 914, 915, 916, 917, 918, 919, 920, 921, 922, 923, 924, 925, 926, 927, 928, 929, 930, 931, 932, 933, 934, 935, 936, 937, 938, 939, 940, 941, 942, 943, 944, 945, 946, 947, 948, 949, 950, 951, 952, 953, 954, 955, 956, 957, 958, 959, 960, 961, 962, 963, 964, 965, 966, 967, 968, 969, 970, 971, 972, 973, 974, 975, 976, 977, 978, 979, 980, 981, 982, 983, 984, 985, 986, 987, 988, 989, 990, 991, 992, 993, 994, 995, 996, 997, 998, 999, 1000.

STRUCTURAL CONSULTANTS
COVER CONSULTANTS PVT LTD
101, 102, 103, 104, 105, 106, 107, 108, 109, 110, 111, 112, 113, 114, 115, 116, 117, 118, 119, 120, 121, 122, 123, 124, 125, 126, 127, 128, 129, 130, 131, 132, 133, 134, 135, 136, 137, 138, 139, 140, 141, 142, 143, 144, 145, 146, 147, 148, 149, 150, 151, 152, 153, 154, 155, 156, 157, 158, 159, 160, 161, 162, 163, 164, 165, 166, 167, 168, 169, 170, 171, 172, 173, 174, 175, 176, 177, 178, 179, 180, 181, 182, 183, 184, 185, 186, 187, 188, 189, 190, 191, 192, 193, 194, 195, 196, 197, 198, 199, 200, 201, 202, 203, 204, 205, 206, 207, 208, 209, 210, 211, 212, 213, 214, 215, 216, 217, 218, 219, 220, 221, 222, 223, 224, 225, 226, 227, 228, 229, 230, 231, 232, 233, 234, 235, 236, 237, 238, 239, 240, 241, 242, 243, 244, 245, 246, 247, 248, 249, 250, 251, 252, 253, 254, 255, 256, 257, 258, 259, 260, 261, 262, 263, 264, 265, 266, 267, 268, 269, 270, 271, 272, 273, 274, 275, 276, 277, 278, 279, 280, 281, 282, 283, 284, 285, 286, 287, 288, 289, 290, 291, 292, 293, 294, 295, 296, 297, 298, 299, 300, 301, 302, 303, 304, 305, 306, 307, 308, 309, 310, 311, 312, 313, 314, 315, 316, 317, 318, 319, 320, 321, 322, 323, 324, 325, 326, 327, 328, 329, 330, 331, 332, 333, 334, 335, 336, 337, 338, 339, 340, 341, 342, 343, 344, 345, 346, 347, 348, 349, 350, 351, 352, 353, 354, 355, 356, 357, 358, 359, 360, 361, 362, 363, 364, 365, 366, 367, 368, 369, 370, 371, 372, 373, 374, 375, 376, 377, 378, 379,



REVISIONS

No.	Description	Date
1	Issue for approval	12/12/12
2	Revised after comments	12/12/12
3	Final approved	12/12/12



DATE: 12/12/12

PROJECT: [Project Name]

PREPARED BY: [Name]

CHECKED BY: [Name]

APPROVED BY: [Name]

SCALE: 1:100

TABLE 1

Room No.	Area (sqm)	Volume (cu m)
1	100	1000
2	200	2000
3	300	3000
4	400	4000
5	500	5000
6	600	6000
7	700	7000
8	800	8000
9	900	9000
10	1000	10000
11	1100	11000
12	1200	12000
13	1300	13000
14	1400	14000
15	1500	15000
16	1600	16000
17	1700	17000
18	1800	18000
19	1900	19000
20	2000	20000
21	2100	21000
22	2200	22000
23	2300	23000
24	2400	24000
25	2500	25000
26	2600	26000
27	2700	27000
28	2800	28000
29	2900	29000
30	3000	30000
31	3100	31000
32	3200	32000
33	3300	33000
34	3400	34000
35	3500	35000
36	3600	36000
37	3700	37000
38	3800	38000
39	3900	39000
40	4000	40000
41	4100	41000
42	4200	42000
43	4300	43000
44	4400	44000
45	4500	45000
46	4600	46000
47	4700	47000
48	4800	48000
49	4900	49000
50	5000	50000
51	5100	51000
52	5200	52000
53	5300	53000
54	5400	54000
55	5500	55000
56	5600	56000
57	5700	57000
58	5800	58000
59	5900	59000
60	6000	60000
61	6100	61000
62	6200	62000
63	6300	63000
64	6400	64000
65	6500	65000
66	6600	66000
67	6700	67000
68	6800	68000
69	6900	69000
70	7000	70000
71	7100	71000
72	7200	72000
73	7300	73000
74	7400	74000
75	7500	75000
76	7600	76000
77	7700	77000
78	7800	78000
79	7900	79000
80	8000	80000
81	8100	81000
82	8200	82000
83	8300	83000
84	8400	84000
85	8500	85000
86	8600	86000
87	8700	87000
88	8800	88000
89	8900	89000
90	9000	90000
91	9100	91000
92	9200	92000
93	9300	93000
94	9400	94000
95	9500	95000
96	9600	96000
97	9700	97000
98	9800	98000
99	9900	99000
100	10000	100000

TABLE 2


Room No.	Area (sqm)	Volume (cu m)
1	100	1000
2	200	2000
3	300	3000
4	400	4000
5	500	5000
6	600	6000
7	700	7000
8	800	8000
9	900	9000
10	1000	10000
11	1100	11000
12	1200	12000
13	1300	13000
14	1400	14000
15	1500	15000
16	1600	16000
17	1700	17000
18	1800	18000
19	1900	19000
20	2000	20000
21	2100	21000
22	2200	22000
23	2300	23000
24	2400	24000
25	2500	25000
26	2600	26000
27	2700	27000
28	2800	28000
29	2900	29000
30	3000	30000
31	3100	31000
32	3200	32000
33	3300	33000
34	3400	34000
35	3500	35000
36	3600	36000
37	3700	37000
38	3800	38000
39	3900	39000
40	4000	40000
41	4100	41000
42	4200	42000
43	4300	43000
44	4400	44000
45	4500	45000
46	4600	46000
47	4700	47000
48	4800	48000
49	4900	49000
50	5000	50000
51	5100	51000
52	5200	52000
53	5300	53000
54	5400	54000
55	5500	55000
56	5600	56000
57	5700	57000
58	5800	58000
59	5900	59000
60	6000	60000
61	6100	61000
62	6200	62000
63	6300	63000
64	6400	64000
65	6500	65000
66	6600	66000
67	6700	67000
68	6800	68000
69	6900	69000
70	7000	70000
71	7100	71000
72	7200	72000
73	7300	73000
74	7400	74000
75	7500	75000
76	7600	76000
77	7700	77000
78	7800	78000
79	7900	79000
80	8000	80000
81	8100	81000
82	8200	82000
83	8300	83000
84	8400	84000
85	8500	85000
86	8600	86000
87	8700	87000
88	8800	88000
89	8900	89000
90	9000	90000
91	9100	91000
92	9200	92000
93	9300	93000
94	9400	94000
95	9500	95000
96	9600	96000
97	9700	97000
98	9800	98000
99	9900	99000
100	10000	100000

TABLE 3

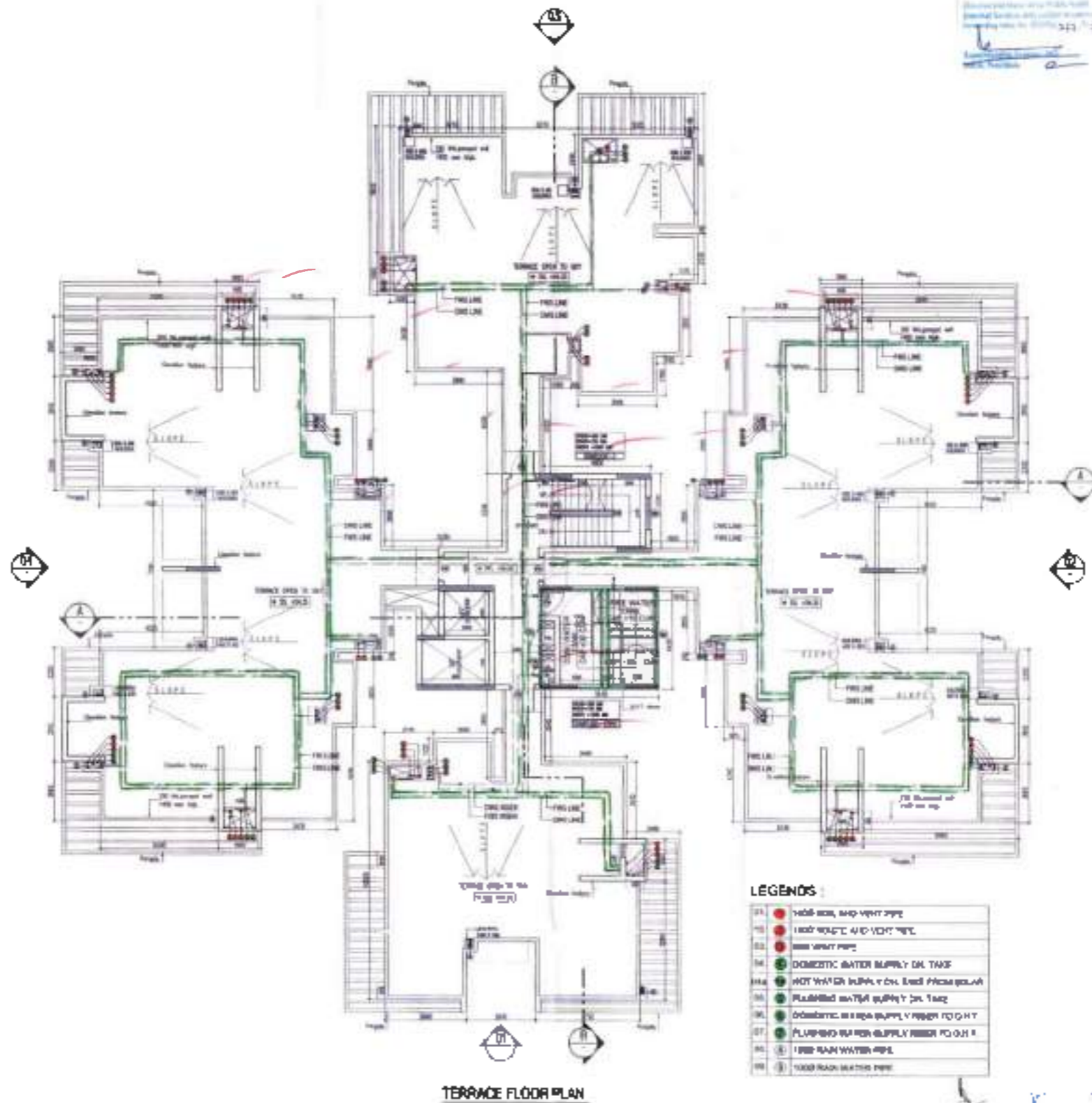
Room No.	Area (sqm)	Volume (cu m)
1	100	1000
2	200	2000
3	300	3000
4	400	4000
5	500	5000
6	600	6000
7	700	7000
8	800	8000
9	900	9000
10	1000	10000
11	1100	11000
12	1200	12000
13	1300	13000
14	1400	14000
15	1500	15000
16	1600	16000
17	1700	17000
18	1800	18000
19	1900	19000
20	2000	20000
21	2100	21000
22	2200	22000
23	2300	23000
24	2400	24000
25	2500	25000
26	2600	26000
27	2700	27000
28	2800	28000
29	2900	29000
30	3000	30000
31	3100	31000
32	3200	32000
33	3300	33000
34	3400	34000
35	3500	35000
36	3600	36000
37	3700	37000
38	3800	38000
39	3900	39000
40	4000	40000
41	4100	41000
42	4200	42000
43	4300	43000
44	4400	44000
45	4500	45000
46	4600	46000
47	4700	47000
48	4800	48000
49	4900	49000
50	5000	50000
51	5100	51000
52	5200	52000
53	5300	53000
54	5400	54000
55	5500	55000
56	5600	56000
57	5700	57000
58	5800	58000
59	5900	59000
60	6000	60000
61	6100	61000
62	6200	62000
63	6300	63000
64	6400	64000
65	6500	65000
66	6600	66000
67	6700	67000
68	6800	68000
69	6900	69000
70	7000	70000
71	7100	71000
72	7200	72000
73	7300	73000
74	7400	74000



LWR FLOOR PLAN
Living & Dining Room



LWR TERRACE FLOOR PLAN



TERRACE FLOOR PLAN

LEGENDS:

- 01. 1000 RAIN WATER PIPE
- 02. 1000 RAIN WATER PIPE
- 03. 1000 RAIN WATER PIPE
- 04. DOMESTIC WATER SUPPLY ON TANK
- 05. HOT WATER SUPPLY ON TANK FROM PLUMB
- 06. PLUMBED WATER SUPPLY ON TANK
- 07. DOMESTIC WATER SUPPLY FROM TOWER
- 08. PLUMBED WATER SUPPLY FROM TOWER
- 09. 1000 RAIN WATER PIPE
- 10. 1000 RAIN WATER PIPE

FUNCTIONED

To be used as per the plan only
Date: 18.10.2011

Handwritten notes and signatures in the bottom right corner of the drawing area.

SCHEDULE OF DOORS + WINDOWS

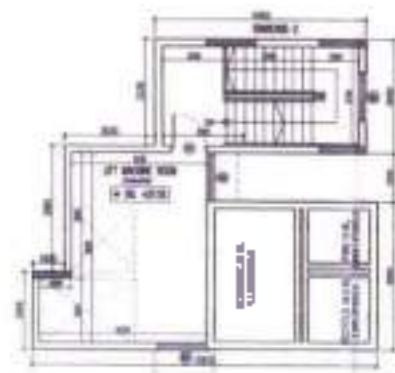
NO.	ROOM	DESCRIPTION	SIZE	TYPE
01	Living Room	1000 x 1200	1000 x 1200	1000 x 1200
02	Dining Room	1000 x 1200	1000 x 1200	1000 x 1200
03	Kitchen	1000 x 1200	1000 x 1200	1000 x 1200
04	Bed Room	1000 x 1200	1000 x 1200	1000 x 1200
05	Bathroom	1000 x 1200	1000 x 1200	1000 x 1200
06	WC	1000 x 1200	1000 x 1200	1000 x 1200
07	Staircase	1000 x 1200	1000 x 1200	1000 x 1200
08	Corridor	1000 x 1200	1000 x 1200	1000 x 1200
09	Room	1000 x 1200	1000 x 1200	1000 x 1200
10	Room	1000 x 1200	1000 x 1200	1000 x 1200
11	Room	1000 x 1200	1000 x 1200	1000 x 1200
12	Room	1000 x 1200	1000 x 1200	1000 x 1200
13	Room	1000 x 1200	1000 x 1200	1000 x 1200
14	Room	1000 x 1200	1000 x 1200	1000 x 1200
15	Room	1000 x 1200	1000 x 1200	1000 x 1200
16	Room	1000 x 1200	1000 x 1200	1000 x 1200
17	Room	1000 x 1200	1000 x 1200	1000 x 1200
18	Room	1000 x 1200	1000 x 1200	1000 x 1200
19	Room	1000 x 1200	1000 x 1200	1000 x 1200
20	Room	1000 x 1200	1000 x 1200	1000 x 1200
21	Room	1000 x 1200	1000 x 1200	1000 x 1200
22	Room	1000 x 1200	1000 x 1200	1000 x 1200
23	Room	1000 x 1200	1000 x 1200	1000 x 1200
24	Room	1000 x 1200	1000 x 1200	1000 x 1200
25	Room	1000 x 1200	1000 x 1200	1000 x 1200
26	Room	1000 x 1200	1000 x 1200	1000 x 1200
27	Room	1000 x 1200	1000 x 1200	1000 x 1200
28	Room	1000 x 1200	1000 x 1200	1000 x 1200
29	Room	1000 x 1200	1000 x 1200	1000 x 1200
30	Room	1000 x 1200	1000 x 1200	1000 x 1200
31	Room	1000 x 1200	1000 x 1200	1000 x 1200
32	Room	1000 x 1200	1000 x 1200	1000 x 1200
33	Room	1000 x 1200	1000 x 1200	1000 x 1200
34	Room	1000 x 1200	1000 x 1200	1000 x 1200
35	Room	1000 x 1200	1000 x 1200	1000 x 1200
36	Room	1000 x 1200	1000 x 1200	1000 x 1200
37	Room	1000 x 1200	1000 x 1200	1000 x 1200
38	Room	1000 x 1200	1000 x 1200	1000 x 1200
39	Room	1000 x 1200	1000 x 1200	1000 x 1200
40	Room	1000 x 1200	1000 x 1200	1000 x 1200
41	Room	1000 x 1200	1000 x 1200	1000 x 1200
42	Room	1000 x 1200	1000 x 1200	1000 x 1200
43	Room	1000 x 1200	1000 x 1200	1000 x 1200
44	Room	1000 x 1200	1000 x 1200	1000 x 1200
45	Room	1000 x 1200	1000 x 1200	1000 x 1200
46	Room	1000 x 1200	1000 x 1200	1000 x 1200
47	Room	1000 x 1200	1000 x 1200	1000 x 1200
48	Room	1000 x 1200	1000 x 1200	1000 x 1200
49	Room	1000 x 1200	1000 x 1200	1000 x 1200
50	Room	1000 x 1200	1000 x 1200	1000 x 1200



PROPOSED GROUP HOUSING CO. OHM
AREA MEASURING 22.125 ACRES
(LICENSE NO-102 OF 2011 ON 07-12-2011)
FALLING IN SECROP-104, GURGAON BEING
DEVELOPED BY M/S MACK. INFO SOLUTIONS
PVT. LTD. AND OTHERS.

ELECTRICAL & PLUMBING CONSULTANTS:
RSP
STRUCTURAL CONSULTANTS:
RSP
OWNER'S SEAL & SIGNATURE:
Per Mack Info
ARCHITECT'S SEAL & SIGNATURE:
RSP

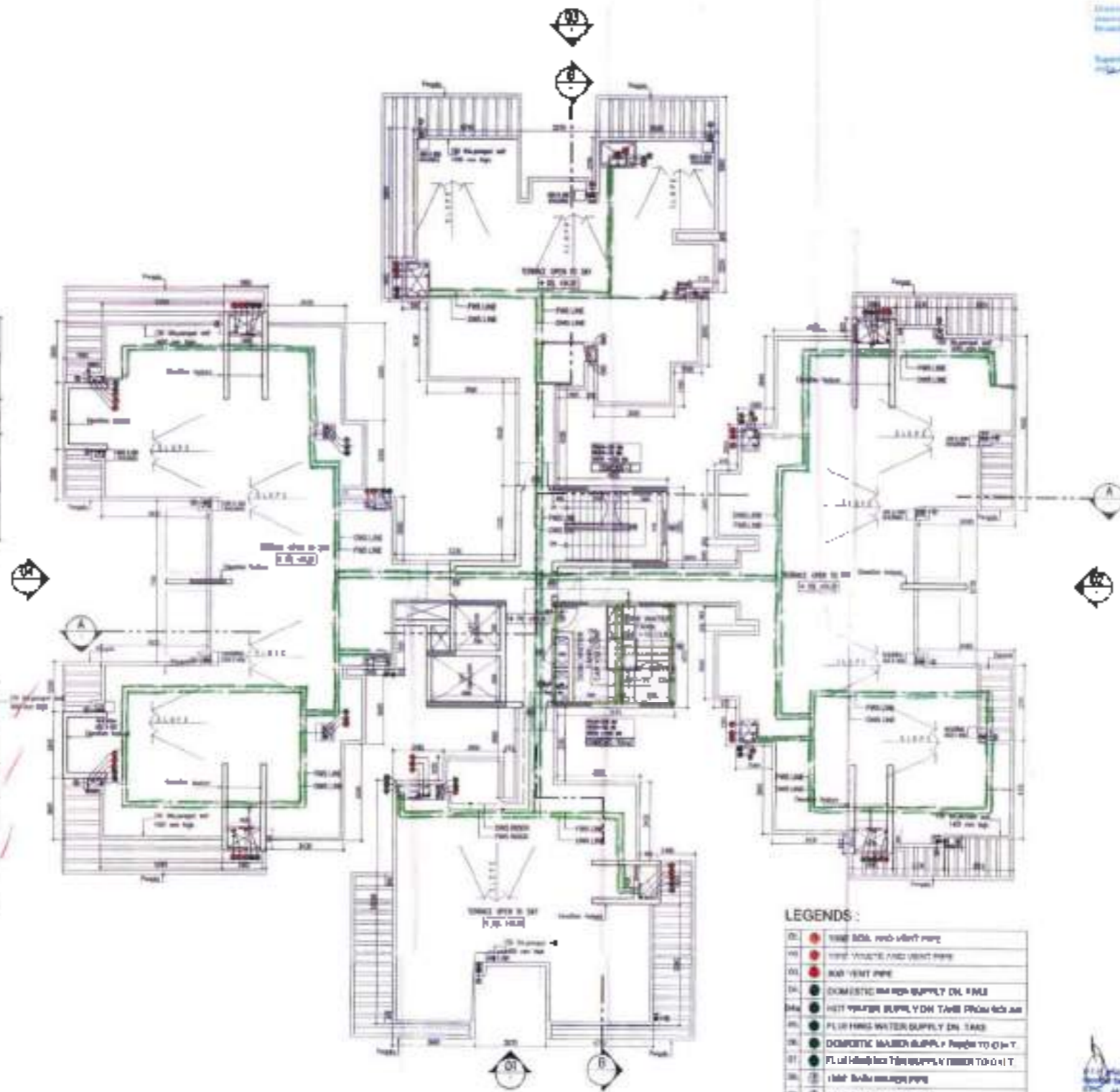
DATE: 18.10.2011
SCALE: 1:100
DRAWING NO.:
RSP



LWR FLOOR PLAN
LWR Machine Room



LWR TERRACE FLOOR PLAN



TERRACE FLOOR PLAN

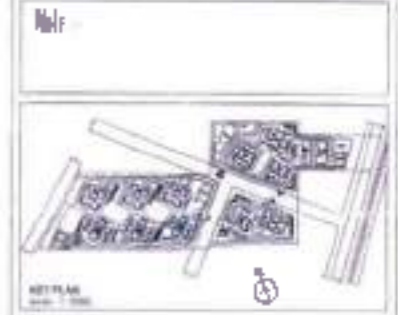
LEGENDS:

01	TRAP SOL. AND VENT PIPE
02	TRAP VENT AND VENT PIPE
03	SOB VENT PIPE
04	DOMESTIC WASH SUPPLY DN PIPE
05	HOT WATER SUPPLY DN TRAP PROTECTIVE
06	FLOORING WATER SUPPLY DN TRAP
07	DOMESTIC WASH SUPPLY / TRAP TO CH/T
08	FL. of Washbasin TRAP SUPPLY TRAP TO CH/T
09	TRAP BULK WASH PIPE
10	TRAP FAN WATER PIPE

Approved and Sealed by the Engineer
 Approved for the purpose of the contract
 No. 12/2011-2012
 12/2011-2012

SCHEDULE OF DOORS + WINDOWS

TYPE	NO.	LOCATION	DESCRIPTION	SIZE	LEVEL
01	01	01	01	01	01
01	02	02	02	02	02
01	03	03	03	03	03
01	04	04	04	04	04
01	05	05	05	05	05
01	06	06	06	06	06
01	07	07	07	07	07
01	08	08	08	08	08
01	09	09	09	09	09
01	10	10	10	10	10
01	11	11	11	11	11
01	12	12	12	12	12
01	13	13	13	13	13
01	14	14	14	14	14
01	15	15	15	15	15
01	16	16	16	16	16
01	17	17	17	17	17
01	18	18	18	18	18
01	19	19	19	19	19
01	20	20	20	20	20
01	21	21	21	21	21
01	22	22	22	22	22
01	23	23	23	23	23
01	24	24	24	24	24
01	25	25	25	25	25
01	26	26	26	26	26
01	27	27	27	27	27
01	28	28	28	28	28
01	29	29	29	29	29
01	30	30	30	30	30
01	31	31	31	31	31
01	32	32	32	32	32
01	33	33	33	33	33
01	34	34	34	34	34
01	35	35	35	35	35
01	36	36	36	36	36
01	37	37	37	37	37
01	38	38	38	38	38
01	39	39	39	39	39
01	40	40	40	40	40
01	41	41	41	41	41
01	42	42	42	42	42
01	43	43	43	43	43
01	44	44	44	44	44
01	45	45	45	45	45
01	46	46	46	46	46
01	47	47	47	47	47
01	48	48	48	48	48
01	49	49	49	49	49
01	50	50	50	50	50
01	51	51	51	51	51
01	52	52	52	52	52
01	53	53	53	53	53
01	54	54	54	54	54
01	55	55	55	55	55
01	56	56	56	56	56
01	57	57	57	57	57
01	58	58	58	58	58
01	59	59	59	59	59
01	60	60	60	60	60
01	61	61	61	61	61
01	62	62	62	62	62
01	63	63	63	63	63
01	64	64	64	64	64
01	65	65	65	65	65
01	66	66	66	66	66
01	67	67	67	67	67
01	68	68	68	68	68
01	69	69	69	69	69
01	70	70	70	70	70
01	71	71	71	71	71
01	72	72	72	72	72
01	73	73	73	73	73
01	74	74	74	74	74
01	75	75	75	75	75
01	76	76	76	76	76
01	77	77	77	77	77
01	78	78	78	78	78
01	79	79	79	79	79
01	80	80	80	80	80
01	81	81	81	81	81
01	82	82	82	82	82
01	83	83	83	83	83
01	84	84	84	84	84
01	85	85	85	85	85
01	86	86	86	86	86
01	87	87	87	87	87
01	88	88	88	88	88
01	89	89	89	89	89
01	90	90	90	90	90
01	91	91	91	91	91
01	92	92	92	92	92
01	93	93	93	93	93
01	94	94	94	94	94
01	95	95	95	95	95
01	96	96	96	96	96
01	97	97	97	97	97
01	98	98	98	98	98
01	99	99	99	99	99
01	100	100	100	100	100



PROPOSED GROUP HOUSING COLONY
 AREA MEASURING 23.123 ACRES
 (LICENCE NO-802 OF 2011 DATED 07/12/2011)
 FALLING IN SECTOR-104, GURGAON BEING
 DEVELOPED BY M/S MAGIC INFRA SOLUTIONS
 PVT. LTD. AND OTHERS.

ELECTRICAL & PLUMBING CONSULTANTS
 RSP Group of Institutions
 101, Sector-104, Gurugram
 Haryana, India

PROJECT Location
 RSP Group of Institutions (P) Ltd
 101, Sector-104, Gurugram
 Haryana, India

OWNER'S SEAL & SIGNATURE
 For Magic Infra Solutions Pvt. Ltd.


ARCHITECT'S SEAL & SIGNATURE
 For Magic Infra Solutions Pvt. Ltd.

SCALE
 1:100

DATE
 12/2011

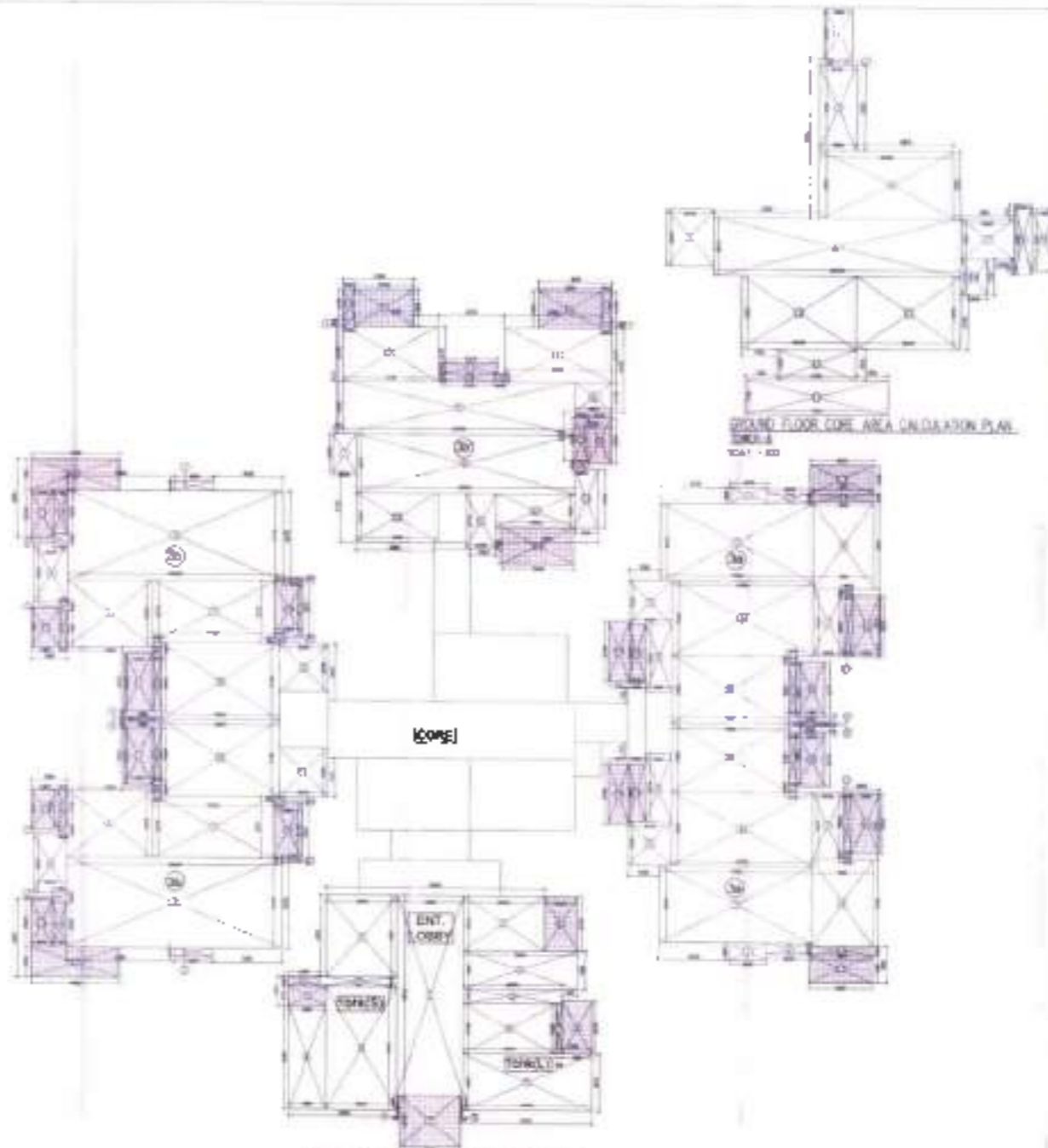
PROJECT NO.
 12/2011-2012

SANCTIONED
 For the purpose of construction work
 No. 12/2011-2012



LEGENDA

- VERTICAL AIR VENT PIPE
- ROOF DRAIN PVC TUBE 40%
- ROOF DRAIN PIPE
- SANITARY WATER SUPPLY FOR TOILET
- HOT WATER SUPPLY FOR SHOWER
- FILLING WATER SUPPLY FOR TANK
- DOMESTIC WATER SUPPLY FROM TOILET
- FILLING WATER SUPPLY FROM TOILET
- SANITARY WATER PIPE
- DOMESTIC WATER PIPE



SCHEDULE OF DOORS + WINDOWS

NO.	DESCRIPTION	UNIT	QTY	REMARKS
1	DOOR
2	WINDOW
3
4
5
6
7
8
9
10
11
12
13
14
15
16
17
18
19
20
21
22
23
24
25
26
27
28
29
30
31
32
33
34
35
36
37
38
39
40
41
42
43
44
45
46
47
48
49
50
51
52
53
54
55
56
57
58
59
60
61
62
63
64
65
66
67
68
69
70
71
72
73
74
75
76
77
78
79
80
81
82
83
84
85
86
87
88
89
90
91
92
93
94
95
96
97
98
99
100

GROUND COVERAGE STATEMENT

NO.	DESCRIPTION	UNIT	QTY	REMARKS
1
2
3
4
5
6
7
8
9
10
11
12
13
14
15
16
17
18
19
20
21
22
23
24
25
26
27
28
29
30
31
32
33
34
35
36
37
38
39
40
41
42
43
44
45
46
47
48
49
50
51
52
53
54
55
56
57
58
59
60
61
62
63
64
65
66
67
68
69
70
71
72
73
74
75
76
77
78
79
80
81
82
83
84
85
86
87
88
89
90
91
92
93
94
95
96
97
98
99
100

FLOOR AREA STATEMENT

NO.	DESCRIPTION	UNIT	QTY	REMARKS
1
2
3
4
5
6
7
8
9
10
11
12
13
14
15
16
17
18
19
20
21
22
23
24
25
26
27
28
29
30
31
32
33
34
35
36
37
38
39
40
41
42
43
44
45
46
47
48
49
50
51
52
53
54
55
56
57
58
59
60
61
62
63
64
65
66
67
68
69
70
71
72
73
74
75
76
77
78
79
80
81
82
83
84
85
86
87
88
89
90
91
92
93
94
95
96
97
98
99
100



Scale: 1:50

Scale: 1:50

Project: ...
 Proposed Group: ...
 Area: ...
 Location: ...
 Date: ...

Checked by: ...
 Date: ...

Drawn by: ...
 Date: ...

Scale: 1:50

Scale: 1:50

Scale: 1:50

Scale: 1:50

Scale: 1:50

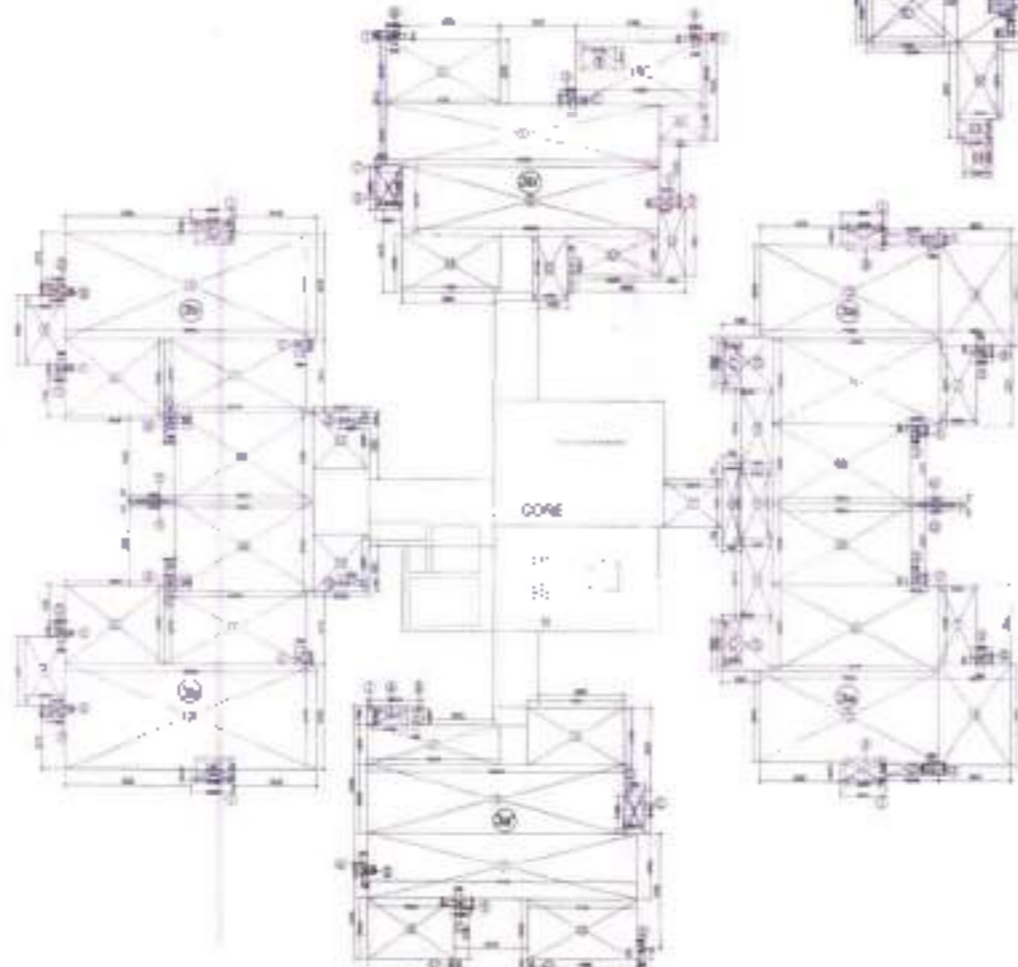
Scale: 1:50



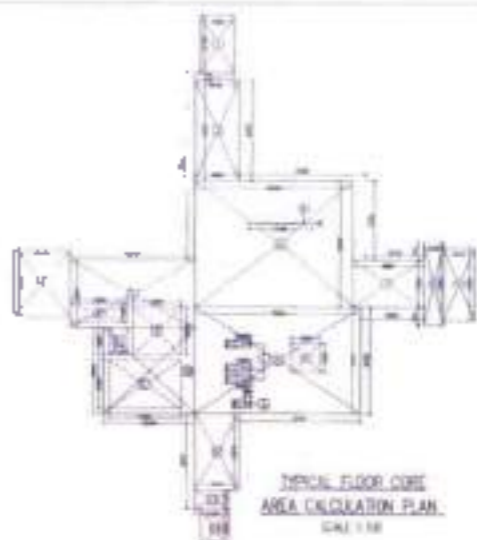
TYPICAL FLOOR PLAN
 1ST FLOOR
 SCALE: 1/8" = 1'-0"

LEGEND

1	WALL
2	DOOR
3	WINDOW
4	STAIR
5	ELEVATOR
6	MECHANICAL ROOM
7	RESTROOM
8	OFFICE
9	CONFERENCE ROOM
10	RECEPTION
11	STORAGE
12	UTILITY
13	MECHANICAL
14	ELECTRICAL
15	PLUMBING
16	TELEPHONE
17	RECEPTION
18	STAIR
19	ELEVATOR
20	MECHANICAL ROOM
21	RESTROOM
22	OFFICE
23	CONFERENCE ROOM
24	RECEPTION
25	STORAGE
26	UTILITY
27	MECHANICAL
28	ELECTRICAL
29	PLUMBING
30	TELEPHONE



TYPICAL FLOOR CORE AREA CALCULATION PLAN
 SCALE: 1/8" = 1'-0"

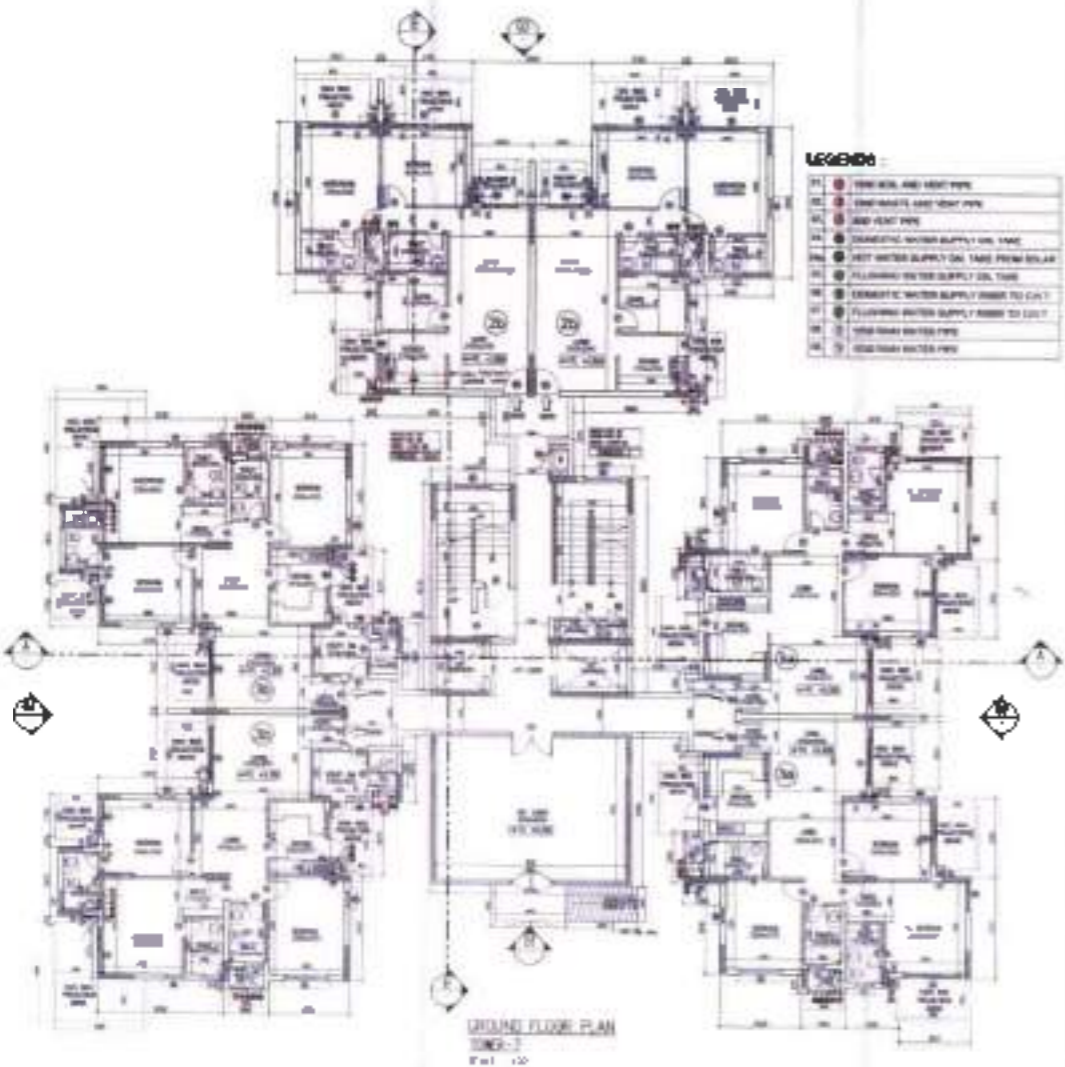


TYPICAL FLOOR CORE AREA CALCULATION PLAN
 SCALE: 1/8" = 1'-0"

Area	Area	Area	Area	Area
1	2	3	4	5
6	7	8	9	10
11	12	13	14	15
16	17	18	19	20
21	22	23	24	25
26	27	28	29	30
31	32	33	34	35
36	37	38	39	40
41	42	43	44	45
46	47	48	49	50
51	52	53	54	55
56	57	58	59	60
61	62	63	64	65
66	67	68	69	70
71	72	73	74	75
76	77	78	79	80
81	82	83	84	85
86	87	88	89	90
91	92	93	94	95
96	97	98	99	100
101	102	103	104	105
106	107	108	109	110
111	112	113	114	115
116	117	118	119	120
121	122	123	124	125
126	127	128	129	130
131	132	133	134	135
136	137	138	139	140
141	142	143	144	145
146	147	148	149	150
151	152	153	154	155
156	157	158	159	160
161	162	163	164	165
166	167	168	169	170
171	172	173	174	175
176	177	178	179	180
181	182	183	184	185
186	187	188	189	190
191	192	193	194	195
196	197	198	199	200
201	202	203	204	205
206	207	208	209	210
211	212	213	214	215
216	217	218	219	220
221	222	223	224	225
226	227	228	229	230
231	232	233	234	235
236	237	238	239	240
241	242	243	244	245
246	247	248	249	250
251	252	253	254	255
256	257	258	259	260
261	262	263	264	265
266	267	268	269	270
271	272	273	274	275
276	277	278	279	280
281	282	283	284	285
286	287	288	289	290
291	292	293	294	295
296	297	298	299	300
301	302	303	304	305
306	307	308	309	310
311	312	313	314	315
316	317	318	319	320
321	322	323	324	325
326	327	328	329	330
331	332	333	334	335
336	337	338	339	340
341	342	343	344	345
346	347	348	349	350
351	352	353	354	355
356	357	358	359	360
361	362	363	364	365
366	367	368	369	370
371	372	373	374	375
376	377	378	379	380
381	382	383	384	385
386	387	388	389	390
391	392	393	394	395
396	397	398	399	400
401	402	403	404	405
406	407	408	409	410
411	412	413	414	415
416	417	418	419	420
421	422	423	424	425
426	427	428	429	430
431	432	433	434	435
436	437	438	439	440
441	442	443	444	445
446	447	448	449	450
451	452	453	454	455
456	457	458	459	460
461	462	463	464	465
466	467	468	469	470
471	472	473	474	475
476	477	478	479	480
481	482	483	484	485
486	487	488	489	490
491	492	493	494	495
496	497	498	499	500

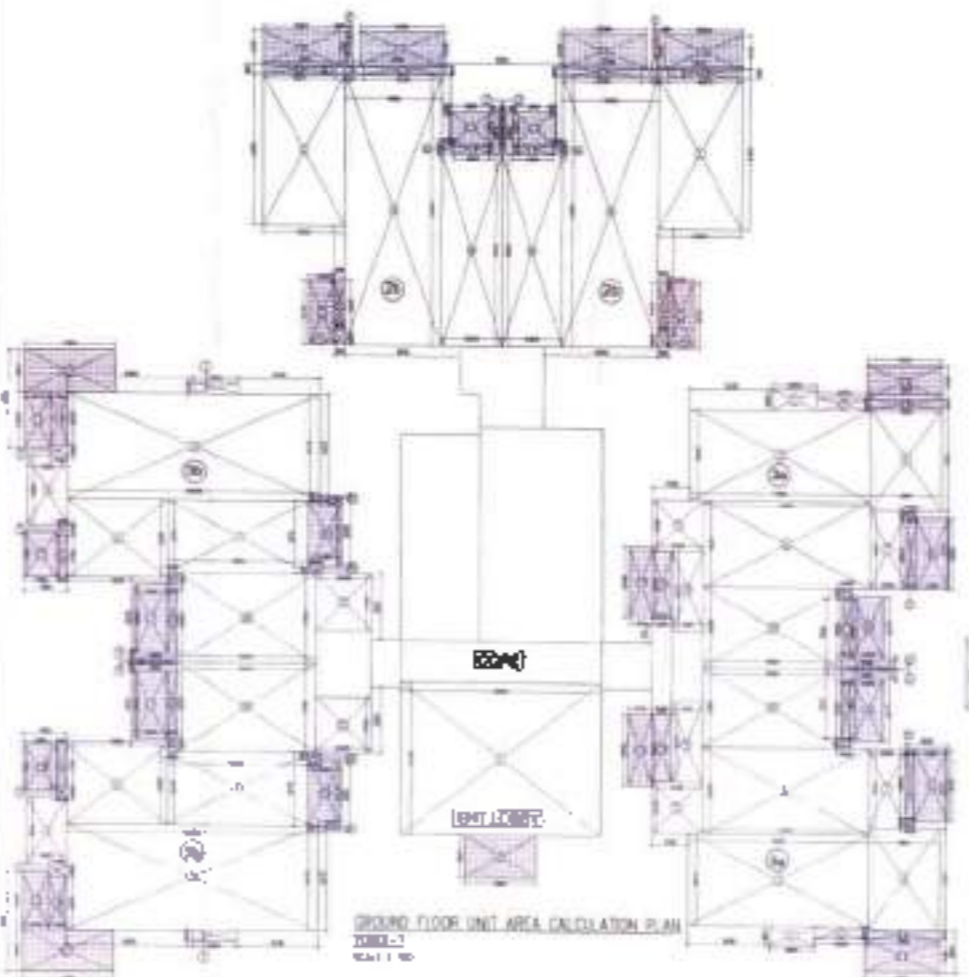
Area	Area	Area	Area	Area
1	2	3	4	5
6	7	8	9	10
11	12	13	14	15
16	17	18	19	20
21	22	23	24	25
26	27	28	29	30
31	32	33	34	35
36	37	38	39	40
41	42	43	44	45
46	47	48	49	50
51	52	53	54	55
56	57	58	59	60
61	62	63	64	65
66	67	68	69	70
71	72	73	74	75
76	77	78	79	80
81	82	83	84	85
86	87	88	89	90
91	92	93	94	95
96	97	98	99	100
101	102	103	104	105
106	107	108	109	110
111	112	113	114	115
116	117	118	119	120
121	122	123	124	125
126	127	128	129	130
131	132	133	134	135
136	137	138	139	140
141	142	143	144	145
146	147	148	149	150
151	152	153	154	155
156	157	158	159	160
161	162	163	164	165
166	167	168	169	170
171	172	173	174	175
176	177	178	179	180
181	182	183	184	185
186	187	188	189	190
191	192	193	194	195
196	197	198	199	200
201	202	203	204	205
206	207	208	209	210
211	212	213	214	215
216	217	218	219	220
221	222	223	224	225
226	227	228	229	230
231	232	233	234	235
236	237	238	239	240
241	242	243	244	245
246	247	248	249	250
251	252	253	254	255
256	257	258	259	260
261	262	263	264	265
266	267	268	269	270
271	272	273	274	275
276	277	278	279	280
281	282	283	284	285
286	287	288	289	290
291	292	293	294	295
296	297	298	299	300
301	302	303	304	305
306	307	308	309	310
311	312	313	314	315
316	317	318	319	320
321	322	323	324	325
326	327	328	329	330
331	332	333	334	335
336	337	338	339	340
341	342	343	344	345
346	347	348	349	350
351	352	353	354	355
356	357	358	359	360
361	362	363	364	365
366	367	368	369	370
371	372	373	374	375
376	377	378	379	380
381	382	383	384	385
386	387	388	389	390
391	392	393	394	395
396	397	398	399	400
401	402	403	404	405
406	407	408	409	410
411	412	413	414	415
416	417	418	419	420
421	422	423	424	425
426	427	428	429	430
431	432	433	434	435
436	437	438	439	440
441	442	443	444	445
446	447	448	449	450
451	452	453	454	455
456	457	458	459	460
461	462	463	464	465
466	467	468	469	470
471	472	473	474	475
476	477	478	479	480
481	482	483	484	485
486	487	488	489	490
491	492	493	494	495
496	497	498	499	500

Area	Area	Area	Area	Area
1	2	3	4	5
6	7	8	9	10
11	12	13	14	15
16	17	18	19	20
21	22	23	24	25
26	27	28	29	30
31	32	33	34	35
36	37	38	39	40
41	42	43	44	45
46	47	48	49	50
51	52	53	54	55
56	57	58	59	60
61	62	63	64	65
66	67	68	69	70
71	72	73	74	75
76	77	78	79	80
81	82	83	84	85
86	87	88	89	90
91	92	93	94	95
96	97	98	99	100
101	102	103	104	105
106	107	108	109	110
111	112	113	114	115
116	117	118	119	120
121	122	123	124	125
126	127	128	129	130
131	132	133	134	135
136	137	138	139	140
141	142	143	144	145
146	147	148	149	150
151	152	153	154	155
156	157	158	159	160
161	162	163	164	165
166	167	168	169	170
171	172	173	174	175
176	177	178	179	180
181	182	183	184	185
186	187	188	189	190
191	192	193	194	195
196	197	198	199	200
201	202	203	204	205
206	207	208	209	210
211	212	213	214	215
216	217	218	219	220
221	222	223	224	225
226	227	228	229	230
231	232	233	234	235
236	237	238	239	240
241	242	243	244	245
246	247	248	249	250
251	252	253	254	255
256	257	258	259	260
261	262			



LEGENDA

- 1. CEMENT CONCRETE AND REINFORCED CONCRETE
- 2. CEMENT CONCRETE AND REINFORCED CONCRETE
- 3. REINFORCED CONCRETE
- 4. REINFORCED CONCRETE
- 5. REINFORCED CONCRETE
- 6. REINFORCED CONCRETE
- 7. REINFORCED CONCRETE
- 8. REINFORCED CONCRETE
- 9. REINFORCED CONCRETE
- 10. REINFORCED CONCRETE
- 11. REINFORCED CONCRETE
- 12. REINFORCED CONCRETE
- 13. REINFORCED CONCRETE
- 14. REINFORCED CONCRETE
- 15. REINFORCED CONCRETE
- 16. REINFORCED CONCRETE
- 17. REINFORCED CONCRETE
- 18. REINFORCED CONCRETE
- 19. REINFORCED CONCRETE
- 20. REINFORCED CONCRETE



SCHEDULE OF DOORS + WINDOWS

Sl. No.	Room	Door	Window	Area
1	Room 101	1	1	1.50
2	Room 102	1	1	1.50
3	Room 103	1	1	1.50
4	Room 104	1	1	1.50
5	Room 105	1	1	1.50
6	Room 106	1	1	1.50
7	Room 107	1	1	1.50
8	Room 108	1	1	1.50
9	Room 109	1	1	1.50
10	Room 110	1	1	1.50
11	Room 111	1	1	1.50
12	Room 112	1	1	1.50
13	Room 113	1	1	1.50
14	Room 114	1	1	1.50
15	Room 115	1	1	1.50
16	Room 116	1	1	1.50
17	Room 117	1	1	1.50
18	Room 118	1	1	1.50
19	Room 119	1	1	1.50
20	Room 120	1	1	1.50
21	Room 121	1	1	1.50
22	Room 122	1	1	1.50
23	Room 123	1	1	1.50
24	Room 124	1	1	1.50
25	Room 125	1	1	1.50
26	Room 126	1	1	1.50
27	Room 127	1	1	1.50
28	Room 128	1	1	1.50
29	Room 129	1	1	1.50
30	Room 130	1	1	1.50
31	Room 131	1	1	1.50
32	Room 132	1	1	1.50
33	Room 133	1	1	1.50
34	Room 134	1	1	1.50
35	Room 135	1	1	1.50
36	Room 136	1	1	1.50
37	Room 137	1	1	1.50
38	Room 138	1	1	1.50
39	Room 139	1	1	1.50
40	Room 140	1	1	1.50
41	Room 141	1	1	1.50
42	Room 142	1	1	1.50
43	Room 143	1	1	1.50
44	Room 144	1	1	1.50
45	Room 145	1	1	1.50
46	Room 146	1	1	1.50
47	Room 147	1	1	1.50
48	Room 148	1	1	1.50
49	Room 149	1	1	1.50
50	Room 150	1	1	1.50
51	Room 151	1	1	1.50
52	Room 152	1	1	1.50
53	Room 153	1	1	1.50
54	Room 154	1	1	1.50
55	Room 155	1	1	1.50
56	Room 156	1	1	1.50
57	Room 157	1	1	1.50
58	Room 158	1	1	1.50
59	Room 159	1	1	1.50
60	Room 160	1	1	1.50
61	Room 161	1	1	1.50
62	Room 162	1	1	1.50
63	Room 163	1	1	1.50
64	Room 164	1	1	1.50
65	Room 165	1	1	1.50
66	Room 166	1	1	1.50
67	Room 167	1	1	1.50
68	Room 168	1	1	1.50
69	Room 169	1	1	1.50
70	Room 170	1	1	1.50
71	Room 171	1	1	1.50
72	Room 172	1	1	1.50
73	Room 173	1	1	1.50
74	Room 174	1	1	1.50
75	Room 175	1	1	1.50
76	Room 176	1	1	1.50
77	Room 177	1	1	1.50
78	Room 178	1	1	1.50
79	Room 179	1	1	1.50
80	Room 180	1	1	1.50
81	Room 181	1	1	1.50
82	Room 182	1	1	1.50
83	Room 183	1	1	1.50
84	Room 184	1	1	1.50
85	Room 185	1	1	1.50
86	Room 186	1	1	1.50
87	Room 187	1	1	1.50
88	Room 188	1	1	1.50
89	Room 189	1	1	1.50
90	Room 190	1	1	1.50
91	Room 191	1	1	1.50
92	Room 192	1	1	1.50
93	Room 193	1	1	1.50
94	Room 194	1	1	1.50
95	Room 195	1	1	1.50
96	Room 196	1	1	1.50
97	Room 197	1	1	1.50
98	Room 198	1	1	1.50
99	Room 199	1	1	1.50
100	Room 200	1	1	1.50

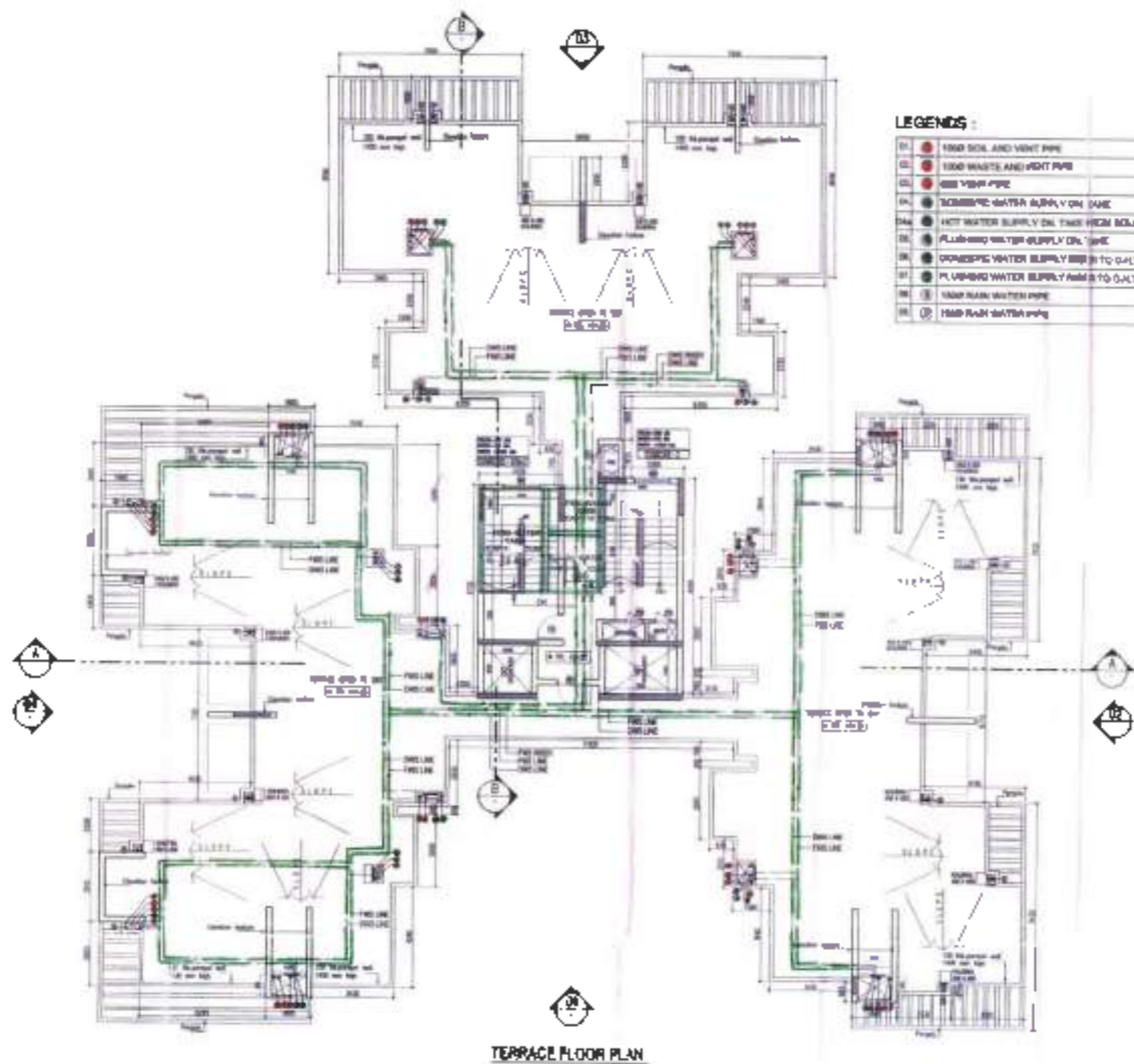


Wall Schedule

Sl. No.	Length	Thickness	Number	Area
1	1.000	0.200	1	0.200
2	1.000	0.200	1	0.200
3	1.000	0.200	1	0.200
4	1.000	0.200	1	0.200
5	1.000	0.200	1	0.200
6	1.000	0.200	1	0.200
7	1.000	0.200	1	0.200
8	1.000	0.200	1	0.200
9	1.000	0.200	1	0.200
10	1.000	0.200	1	0.200
11	1.000	0.200	1	0.200
12	1.000	0.200	1	0.200
13	1.000	0.200	1	0.200
14	1.000	0.200	1	0.200
15	1.000	0.200	1	0.200
16	1.000	0.200	1	0.200
17	1.000	0.200	1	0.200
18	1.000	0.200	1	0.200
19	1.000	0.200	1	0.200
20	1.000	0.200	1	0.200
21	1.000	0.200	1	0.200
22	1.000	0.200	1	0.200
23	1.000	0.200	1	0.200
24	1.000	0.200	1	0.200
25	1.000	0.200	1	0.200
26	1.000	0.200	1	0.200
27	1.000	0.200	1	0.200
28	1.000	0.200	1	0.200
29	1.000	0.200	1	0.200
30	1.000	0.200	1	0.200
31	1.000	0.200	1	0.200
32	1.000	0.200	1	0.200
33	1.000	0.200	1	0.200
34	1.000	0.200	1	0.200
35	1.000	0.200	1	0.200
36	1.000	0.200	1	0.200
37	1.000	0.200	1	0.200
38	1.000	0.200	1	0.200
39	1.000	0.200	1	0.200
40	1.000	0.200	1	0.200
41	1.000	0.200	1	0.200
42	1.000	0.200	1	0.200
43	1.000	0.200	1	0.200
44	1.000	0.200	1	0.200
45	1.000	0.200	1	0.200
46	1.000	0.200	1	0.200
47	1.000	0.200	1	0.200
48	1.000	0.200	1	0.200
49	1.000	0.200	1	0.200
50	1.000	0.200	1	0.200
51	1.000	0.200	1	0.200
52	1.000	0.200	1	0.200
53	1.000	0.200	1	0.200
54	1.000	0.200	1	0.200
55	1.000	0.200	1	0.200
56	1.000	0.200	1	0.200
57	1.000	0.200	1	0.200
58	1.000	0.200	1	0.200
59	1.000	0.200	1	0.200
60	1.000	0.200	1	0.200
61	1.000	0.200	1	0.200
62	1.000	0.200	1	0.200
63	1.000	0.200	1	0.200
64	1.000	0.200	1	0.200
65	1.000	0.200	1	0.200
66	1.000	0.200	1	0.200
67	1.000	0.200	1	0.200
68	1.000	0.200	1	0.200
69	1.000	0.200	1	0.200
70	1.000	0.200	1	0.200
71	1.000	0.200	1	0.200
72	1.000	0.200	1	0.200
73	1.000	0.200	1	0.200
74	1.000	0.200	1	0.200
75	1.000	0.200	1	0.200
76	1.000	0.200	1	0.200
77	1.000	0.200	1	0.200
78	1.000	0.200	1	0.200
79	1.000	0.200	1	0.200
80	1.000	0.200	1	0.200
81	1.000	0.200	1	0.200
82	1.000	0.200	1	0.200
83	1.000	0.200	1	0.200
84	1.000	0.200	1	0.200
85	1.000	0.200	1	0.200
86	1.000	0.200	1	0.200
87	1.000	0.200	1	0.200
88	1.000	0.200	1	0.200
89	1.000	0.200	1	0.200
90	1.000	0.200	1	0.200
91	1.000	0.200	1	0.200
92	1.000	0.200	1	0.200
93	1.000	0.200	1	0.200
94	1.000	0.200	1	0.200
95	1.000	0.200	1	0.200
96	1.000	0.200	1	0.200
97	1.000	0.200	1	0.200
98	1.000	0.200	1	0.200
99	1.000	0.200	1	0.200
100	1.000	0.200	1	0.200

Wall Schedule

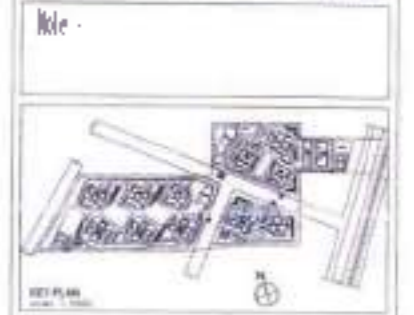
Sl. No.	Length	Thickness	Number	Area
1	1.000	0.200	1	0.200
2	1.000	0.200	1	0.200
3	1.000	0.200	1	0.200
4	1.000	0.200	1	0.200
5	1.000	0.200	1	0.200
6	1.000	0.200	1	0.200
7	1.000	0.200	1	0.200
8	1.000	0.200	1	0.200
9	1.000	0.200	1	0.200
10	1.000	0.200	1	0.200
11	1.000	0.200	1	0.200
12	1.000	0.200	1	0.200
13	1.000	0.200	1	0.200
14	1.000	0.200	1	0.200
15	1.000	0.200	1	0.200
16	1.000	0.200	1	0.200
17	1.000	0.200	1	0.200
18	1.000	0.200	1	0.200
19	1.000	0.200	1	0.200
20	1.000	0.200	1	0.200
21	1.000	0.200	1	0.200
22	1.000	0.200	1	0.200
23	1.000	0.200	1	0.200
24	1.000	0.200	1	0.200
25	1.000	0.200	1	0.200
26	1.000	0.200	1	0.200
27	1.000	0.200	1	0.200
28	1.000	0.200	1	0.200
29	1.000	0.200	1	0.200
30	1.000	0.200	1	0.200
31	1.000	0.200	1	0.200
32	1.000	0.200	1	0.200
33	1.000	0.200	1	0.200
34	1.000	0.200	1	0.200
35	1.000	0.200	1	0.200
36	1.000	0.200	1	0.200
37	1.000	0.200	1	0.200
38	1.000	0.200	1	0.200
39	1.000	0.200	1	0.200
40	1.000	0.200	1	0.200
41	1.000	0.200	1	0.200
42	1.000	0.200	1	0.200
43	1.000	0.200	1	0.200
44	1.000	0.200	1	0.200
45	1.000	0.200	1	0.200
46	1.000	0.200	1	0.200
47	1.000	0.200	1	0.200
48	1.000	0.200		



Approved for use in the project
 Date: 12/12/2011
 By: [Signature]

SCHEDULE OF DOORS & WINDOWS

NO.	TYPE	LOCATION	DESCRIPTION	SIZE	LEVEL
01	1000	1000	1000	1000	1000
02	1000	1000	1000	1000	1000
03	1000	1000	1000	1000	1000
04	1000	1000	1000	1000	1000
05	1000	1000	1000	1000	1000
06	1000	1000	1000	1000	1000
07	1000	1000	1000	1000	1000
08	1000	1000	1000	1000	1000
09	1000	1000	1000	1000	1000
10	1000	1000	1000	1000	1000
11	1000	1000	1000	1000	1000
12	1000	1000	1000	1000	1000
13	1000	1000	1000	1000	1000
14	1000	1000	1000	1000	1000
15	1000	1000	1000	1000	1000
16	1000	1000	1000	1000	1000
17	1000	1000	1000	1000	1000
18	1000	1000	1000	1000	1000
19	1000	1000	1000	1000	1000
20	1000	1000	1000	1000	1000
21	1000	1000	1000	1000	1000
22	1000	1000	1000	1000	1000
23	1000	1000	1000	1000	1000
24	1000	1000	1000	1000	1000
25	1000	1000	1000	1000	1000
26	1000	1000	1000	1000	1000
27	1000	1000	1000	1000	1000
28	1000	1000	1000	1000	1000
29	1000	1000	1000	1000	1000
30	1000	1000	1000	1000	1000
31	1000	1000	1000	1000	1000
32	1000	1000	1000	1000	1000
33	1000	1000	1000	1000	1000
34	1000	1000	1000	1000	1000
35	1000	1000	1000	1000	1000
36	1000	1000	1000	1000	1000
37	1000	1000	1000	1000	1000
38	1000	1000	1000	1000	1000
39	1000	1000	1000	1000	1000
40	1000	1000	1000	1000	1000
41	1000	1000	1000	1000	1000
42	1000	1000	1000	1000	1000
43	1000	1000	1000	1000	1000
44	1000	1000	1000	1000	1000
45	1000	1000	1000	1000	1000
46	1000	1000	1000	1000	1000
47	1000	1000	1000	1000	1000
48	1000	1000	1000	1000	1000
49	1000	1000	1000	1000	1000
50	1000	1000	1000	1000	1000
51	1000	1000	1000	1000	1000
52	1000	1000	1000	1000	1000
53	1000	1000	1000	1000	1000
54	1000	1000	1000	1000	1000
55	1000	1000	1000	1000	1000
56	1000	1000	1000	1000	1000
57	1000	1000	1000	1000	1000
58	1000	1000	1000	1000	1000
59	1000	1000	1000	1000	1000
60	1000	1000	1000	1000	1000
61	1000	1000	1000	1000	1000
62	1000	1000	1000	1000	1000
63	1000	1000	1000	1000	1000
64	1000	1000	1000	1000	1000
65	1000	1000	1000	1000	1000
66	1000	1000	1000	1000	1000
67	1000	1000	1000	1000	1000
68	1000	1000	1000	1000	1000
69	1000	1000	1000	1000	1000
70	1000	1000	1000	1000	1000
71	1000	1000	1000	1000	1000
72	1000	1000	1000	1000	1000
73	1000	1000	1000	1000	1000
74	1000	1000	1000	1000	1000
75	1000	1000	1000	1000	1000
76	1000	1000	1000	1000	1000
77	1000	1000	1000	1000	1000
78	1000	1000	1000	1000	1000
79	1000	1000	1000	1000	1000
80	1000	1000	1000	1000	1000
81	1000	1000	1000	1000	1000
82	1000	1000	1000	1000	1000
83	1000	1000	1000	1000	1000
84	1000	1000	1000	1000	1000
85	1000	1000	1000	1000	1000
86	1000	1000	1000	1000	1000
87	1000	1000	1000	1000	1000
88	1000	1000	1000	1000	1000
89	1000	1000	1000	1000	1000
90	1000	1000	1000	1000	1000
91	1000	1000	1000	1000	1000
92	1000	1000	1000	1000	1000
93	1000	1000	1000	1000	1000
94	1000	1000	1000	1000	1000
95	1000	1000	1000	1000	1000
96	1000	1000	1000	1000	1000
97	1000	1000	1000	1000	1000
98	1000	1000	1000	1000	1000
99	1000	1000	1000	1000	1000
100	1000	1000	1000	1000	1000



PROPOSED GROUP HOUSING COLONY
 AREA MEASURING 22.125 ACRES
 (ORDER NO-09 OF 2011 DATED-07.12.2011)
 FALLING IN SECTOR-10A, GURGAON BEING
 DEVELOPED BY M/S MAGIC INFO SOLUTIONS
 PVT LTD AND OTHERS.

ELECTRICAL & PLUMBING CONSULTANTS

Group Consultants

PROJECT CONSULTANTS

RSP

OWNER'S SEAL & SIGNATURE

[Signature]

ARCHITECT'S SEAL & SIGNATURE


[Signature]

DATE 12/12/2011
DRAWING NO. JBC-0001
SCALE 1:100

SANCTIONED

For use in the project only
 Date: 12/12/2011

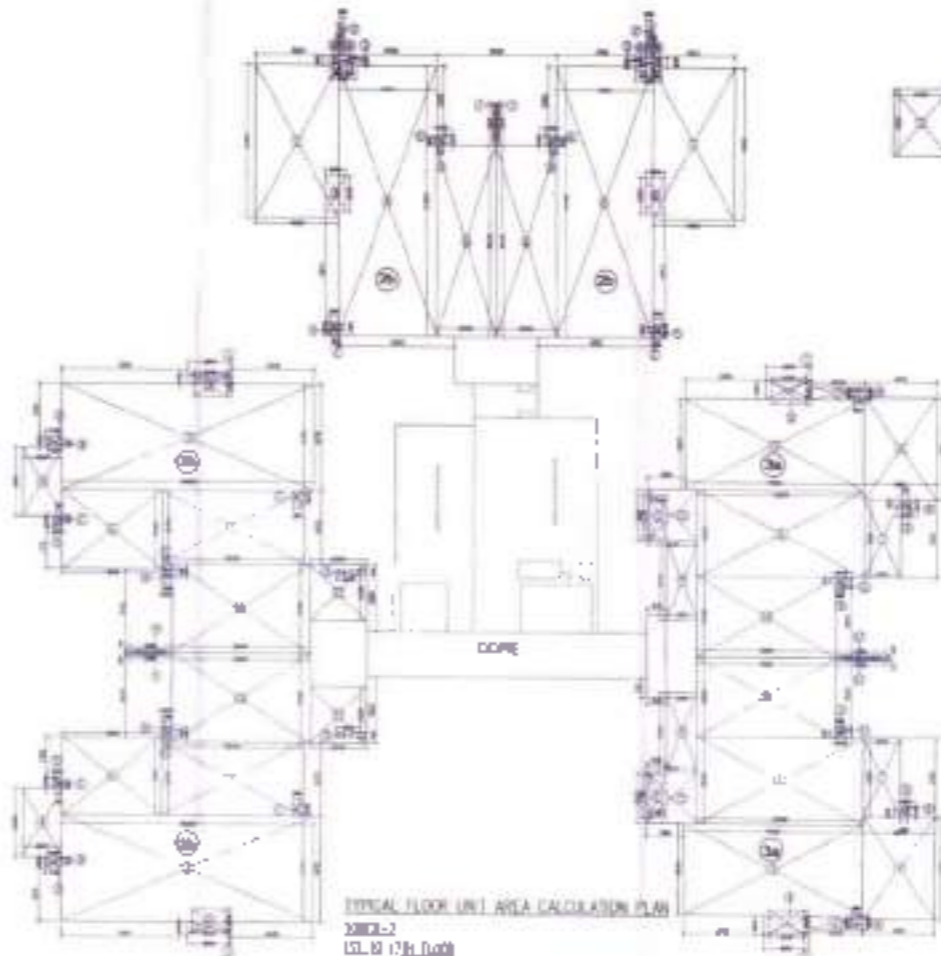
[Signatures]



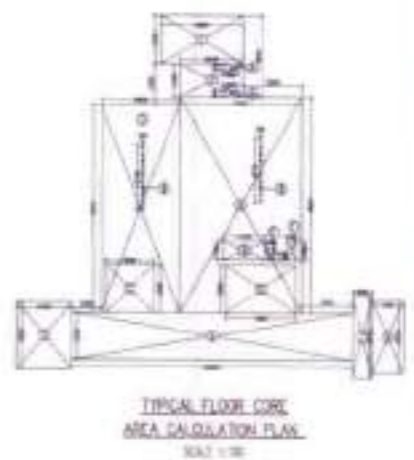
TYPICAL FLOOR PLAN
 FLOOR-17
 17th 17th floor
 SCALE: 1/8" = 1'-0"

LEGEND

1	MECHANICAL AND HEAT PIPE
2	MECHANICAL AND HEAT PIPE
3	MECHANICAL AND HEAT PIPE
4	MECHANICAL AND HEAT PIPE
5	MECHANICAL AND HEAT PIPE
6	MECHANICAL AND HEAT PIPE
7	MECHANICAL AND HEAT PIPE
8	MECHANICAL AND HEAT PIPE
9	MECHANICAL AND HEAT PIPE
10	MECHANICAL AND HEAT PIPE
11	MECHANICAL AND HEAT PIPE
12	MECHANICAL AND HEAT PIPE
13	MECHANICAL AND HEAT PIPE
14	MECHANICAL AND HEAT PIPE
15	MECHANICAL AND HEAT PIPE
16	MECHANICAL AND HEAT PIPE
17	MECHANICAL AND HEAT PIPE
18	MECHANICAL AND HEAT PIPE
19	MECHANICAL AND HEAT PIPE
20	MECHANICAL AND HEAT PIPE
21	MECHANICAL AND HEAT PIPE
22	MECHANICAL AND HEAT PIPE
23	MECHANICAL AND HEAT PIPE
24	MECHANICAL AND HEAT PIPE
25	MECHANICAL AND HEAT PIPE
26	MECHANICAL AND HEAT PIPE
27	MECHANICAL AND HEAT PIPE
28	MECHANICAL AND HEAT PIPE
29	MECHANICAL AND HEAT PIPE
30	MECHANICAL AND HEAT PIPE
31	MECHANICAL AND HEAT PIPE
32	MECHANICAL AND HEAT PIPE
33	MECHANICAL AND HEAT PIPE
34	MECHANICAL AND HEAT PIPE
35	MECHANICAL AND HEAT PIPE
36	MECHANICAL AND HEAT PIPE
37	MECHANICAL AND HEAT PIPE
38	MECHANICAL AND HEAT PIPE
39	MECHANICAL AND HEAT PIPE
40	MECHANICAL AND HEAT PIPE
41	MECHANICAL AND HEAT PIPE
42	MECHANICAL AND HEAT PIPE
43	MECHANICAL AND HEAT PIPE
44	MECHANICAL AND HEAT PIPE
45	MECHANICAL AND HEAT PIPE
46	MECHANICAL AND HEAT PIPE
47	MECHANICAL AND HEAT PIPE
48	MECHANICAL AND HEAT PIPE
49	MECHANICAL AND HEAT PIPE
50	MECHANICAL AND HEAT PIPE



TYPICAL FLOOR UNIT AREA CALCULATION PLAN
 FLOOR-17
 17th 17th floor
 SCALE: 1/8" = 1'-0"



TYPICAL FLOOR CORE AREA CALCULATION PLAN
 SCALE: 1/8" = 1'-0"

NO.	DESCRIPTION	AREA (SQ. FT.)
1
2
3
4
5
6
7
8
9
10
11
12
13
14
15
16
17
18
19
20
21
22
23
24
25
26
27
28
29
30
31
32
33
34
35
36
37
38
39
40
41
42
43
44
45
46
47
48
49
50

NO.	DESCRIPTION	AREA (SQ. FT.)
1
2
3
4
5
6
7
8
9
10
11
12
13
14
15
16
17
18
19
20
21
22
23
24
25
26
27
28
29
30
31
32
33
34
35
36
37
38
39
40
41
42
43
44
45
46
47
48
49
50

NO.	DESCRIPTION	AREA (SQ. FT.)
1
2
3
4
5
6
7
8
9
10
11
12
13
14
15
16
17
18
19
20
21
22
23
24
25
26
27
28
29
30
31
32
33
34
35
36
37
38
39
40
41
42
43
44
45
46
47
48
49
50

NO.	DESCRIPTION	AREA (SQ. FT.)
1
2
3
4
5
6
7
8
9
10
11
12
13
14
15
16
17
18
19
20
21
22
23
24
25
26
27
28
29
30
31
32
33
34
35
36
37
38
39
40
41
42
43
44
45
46
47
48
49
50

NO.	DESCRIPTION	AREA (SQ. FT.)
1
2
3
4
5
6
7
8
9
10
11
12
13
14
15
16
17
18
19
20
21
22
23
24
25
26
27
28
29
30
31
32
33
34
35
36
37
38
39
40
41
42
43
44
45
46
47
48
49
50

SUMMARY OF FLOOR + BELOW

NO.	DESCRIPTION	AREA (SQ. FT.)
1
2
3
4
5
6
7
8
9
10
11
12
13
14
15
16
17
18
19
20
21
22
23
24
25
26
27
28
29
30
31
32
33
34
35
36
37
38
39
40
41
42
43
44
45
46
47
48
49
50



...

...

...

...

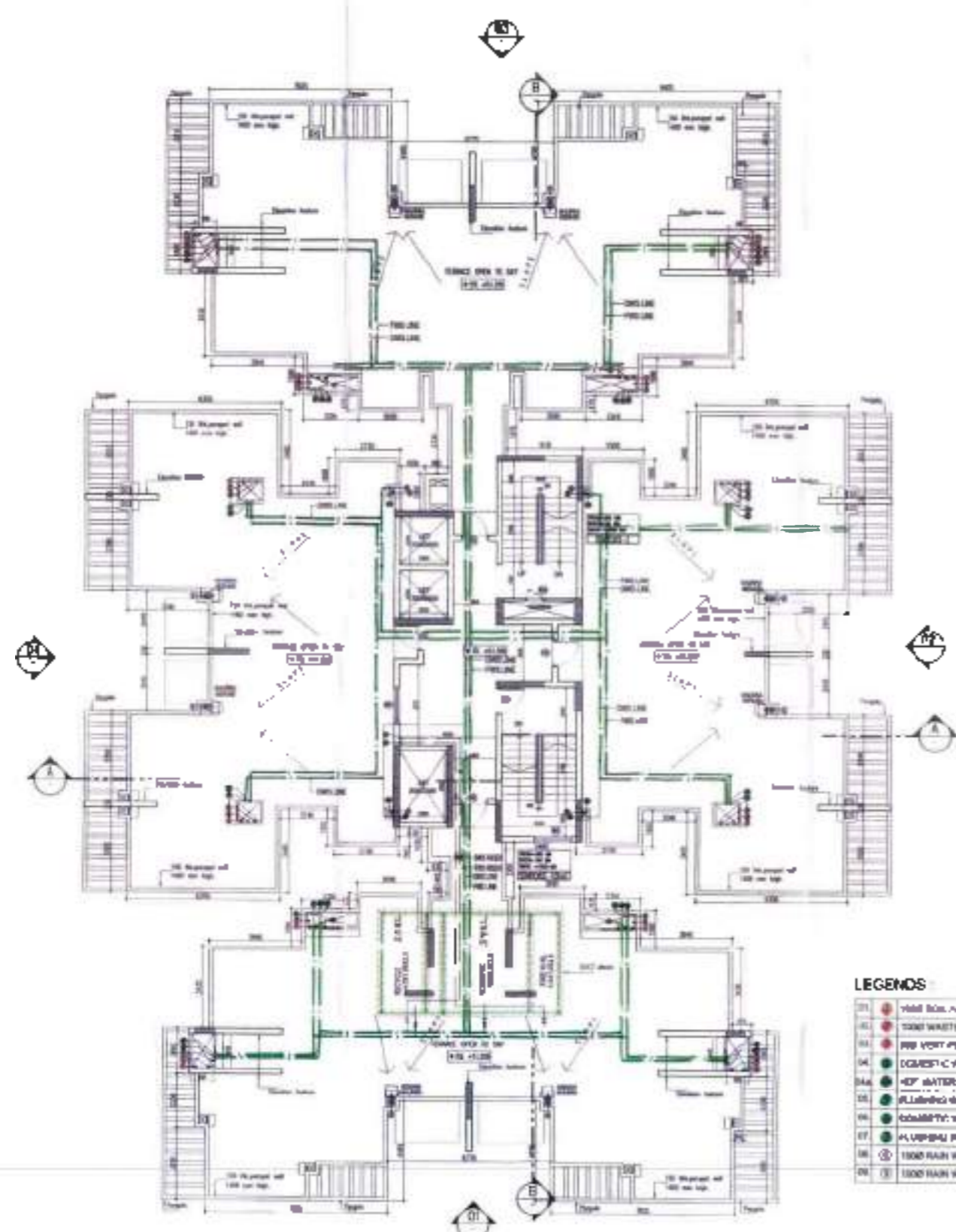
...

...

...

...

...

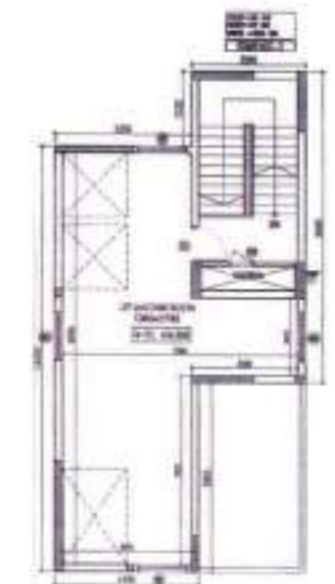


TERRACE FLOOR PLAN

LEGENDS

01	Waste Box and Vent Pipe
02	TRASH WASTE AND VENT PIPE
03	WV VENT PIPE
04	DOMESTIC WATER SUPPLY ON 1.000
05	HEP WATER SUPPLY ON 1.000 FROM BPC AP
06	PLUMBING SERVICE SUPPLY ON 1.000
07	DOMESTIC WATER SUPPLY ON 1.000
08	PLUMBING WATER SUPPLY FROM NO. 011 &
09	1000 RAIN WATER PIPE
10	1000 RAIN WATER PIPE

Handwritten note: *Handwritten note about window specifications and dimensions.*



LMR FLOOR PLAN
L2" MACHINE ROOM



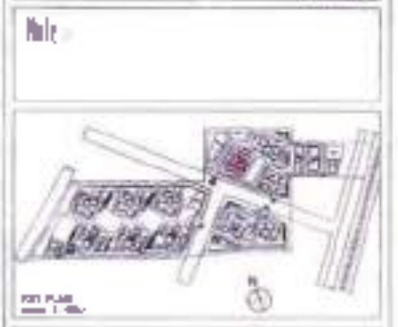
LMR TERRACE FLOOR PLAN

SANCTIONED

For use only in connection with...

SCHEDULE OF DOORS + WINDOWS

NO.	LOCATION	DESCRIPTION	QTY.	AREA
01
02
03
04
05
06
07
08
09
10
11
12
13
14
15
16
17
18
19
20
21
22
23
24
25
26
27
28
29
30
31
32
33
34
35
36
37
38
39
40
41
42
43
44
45
46
47
48
49
50
51
52
53
54
55
56
57
58
59
60
61
62
63
64
65
66
67
68
69
70
71
72
73
74
75
76
77
78
79
80
81
82
83
84
85
86
87
88
89
90
91
92
93
94
95
96
97
98
99
100



PROPOSED GROUP HOUSING COLONY
 AREA MEASURING 22.123 ACRES
 (LOT NO-102 OF 201 DATED-03/12/2011)
 FALLING IN SEC-104, GURGAON BEING
 DEVELOPED BY M/S. M&H INFRA SOLUTIONS
 Pvt. Ltd. AND OTHERS

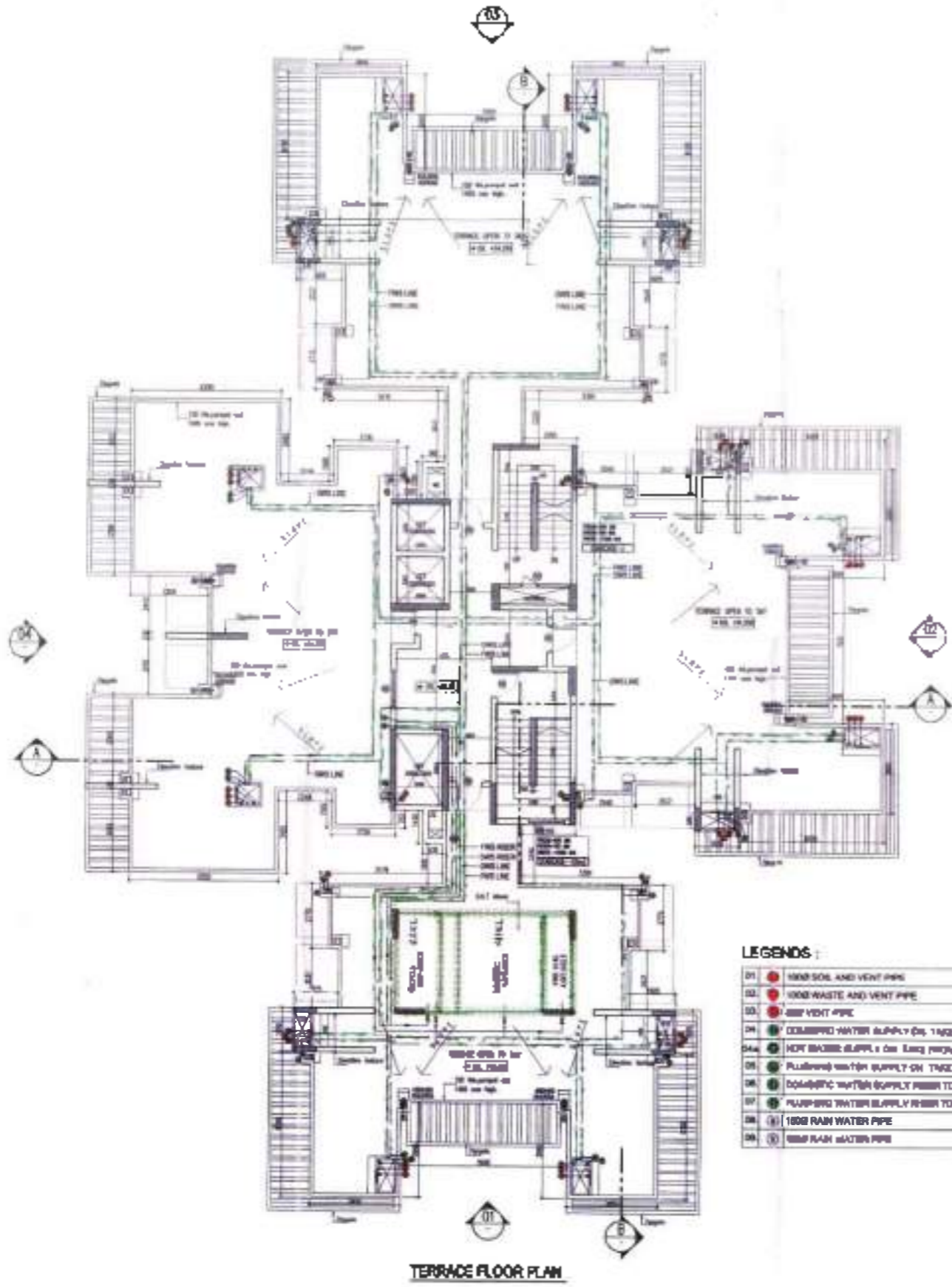
ELECTRICAL & PLUMBING CONSULTANT

ARCHITECT'S CONSULTANT

OWNER'S SEAL & SIGNATURE

ARCHITECT'S SEAL & SIGNATURE

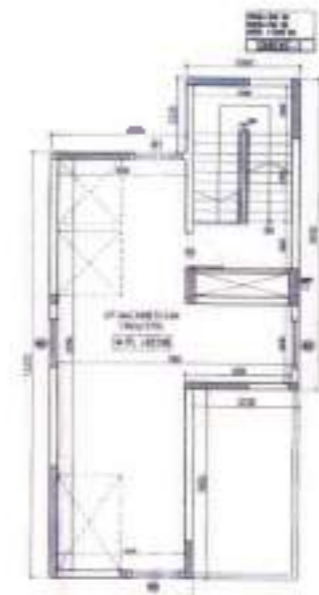
DATE: 04/11/2013
SCALE: 1:100
PROJECT NO: 1000-01



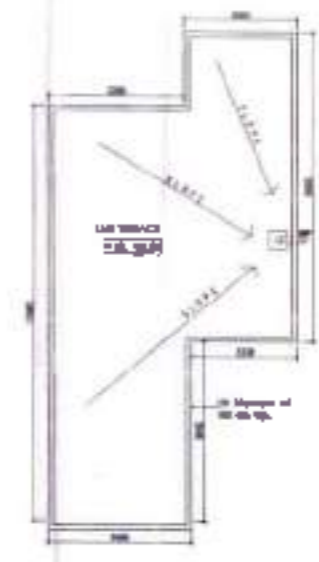
TERRACE FLOOR PLAN

LEGENDS

D1	1000 SOIL AND VENT PIPE
D2	1000 WASTE AND VENT PIPE
D3	800 VENT PIPE
D4	COOLING WATER SUPPLY ON TRICE
D4a	HEAT EXCHANGER SUPPLY ON TRICE FROM SKYRIM
D5	PLUMBING WATER SUPPLY ON TRICE
D6	COOLING WATER SUPPLY FROM TO D.U.T.
D7	PLUMBING WATER SUPPLY FROM TO D.U.T.
D8	1000 RAIN WATER PIPE
D9	800 RAIN WATER PIPE



LMR FLOOR PLAN
LEFT MACHINE ROOM



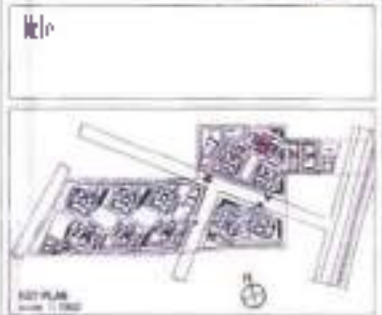
LMR TERRACE FLOOR PLAN

SANCTIONED
To be read in conjunction with
No. 12/2010-2011/15/1

APR 1997
DRAWING DATE
SHEET NO. 1 OF 1
SCALE: 1:50
DESIGNED BY: [Signature]
CHECKED BY: [Signature]
DATE: [Signature]

SCHEDULE OF DOORS + WINDOWS

NO.	DOOR	WINDOW	AREA	TYPE
1	1000	1000	1.00	1000
2	1000	1000	1.00	1000
3	1000	1000	1.00	1000
4	1000	1000	1.00	1000
5	1000	1000	1.00	1000
6	1000	1000	1.00	1000
7	1000	1000	1.00	1000
8	1000	1000	1.00	1000
9	1000	1000	1.00	1000
10	1000	1000	1.00	1000
11	1000	1000	1.00	1000
12	1000	1000	1.00	1000
13	1000	1000	1.00	1000
14	1000	1000	1.00	1000
15	1000	1000	1.00	1000
16	1000	1000	1.00	1000
17	1000	1000	1.00	1000
18	1000	1000	1.00	1000
19	1000	1000	1.00	1000
20	1000	1000	1.00	1000
21	1000	1000	1.00	1000
22	1000	1000	1.00	1000
23	1000	1000	1.00	1000
24	1000	1000	1.00	1000
25	1000	1000	1.00	1000
26	1000	1000	1.00	1000
27	1000	1000	1.00	1000
28	1000	1000	1.00	1000
29	1000	1000	1.00	1000
30	1000	1000	1.00	1000
31	1000	1000	1.00	1000
32	1000	1000	1.00	1000
33	1000	1000	1.00	1000
34	1000	1000	1.00	1000
35	1000	1000	1.00	1000
36	1000	1000	1.00	1000
37	1000	1000	1.00	1000
38	1000	1000	1.00	1000
39	1000	1000	1.00	1000
40	1000	1000	1.00	1000
41	1000	1000	1.00	1000
42	1000	1000	1.00	1000
43	1000	1000	1.00	1000
44	1000	1000	1.00	1000
45	1000	1000	1.00	1000
46	1000	1000	1.00	1000
47	1000	1000	1.00	1000
48	1000	1000	1.00	1000
49	1000	1000	1.00	1000
50	1000	1000	1.00	1000
51	1000	1000	1.00	1000
52	1000	1000	1.00	1000
53	1000	1000	1.00	1000
54	1000	1000	1.00	1000
55	1000	1000	1.00	1000
56	1000	1000	1.00	1000
57	1000	1000	1.00	1000
58	1000	1000	1.00	1000
59	1000	1000	1.00	1000
60	1000	1000	1.00	1000
61	1000	1000	1.00	1000
62	1000	1000	1.00	1000
63	1000	1000	1.00	1000
64	1000	1000	1.00	1000
65	1000	1000	1.00	1000
66	1000	1000	1.00	1000
67	1000	1000	1.00	1000
68	1000	1000	1.00	1000
69	1000	1000	1.00	1000
70	1000	1000	1.00	1000
71	1000	1000	1.00	1000
72	1000	1000	1.00	1000
73	1000	1000	1.00	1000
74	1000	1000	1.00	1000
75	1000	1000	1.00	1000
76	1000	1000	1.00	1000
77	1000	1000	1.00	1000
78	1000	1000	1.00	1000
79	1000	1000	1.00	1000
80	1000	1000	1.00	1000
81	1000	1000	1.00	1000
82	1000	1000	1.00	1000
83	1000	1000	1.00	1000
84	1000	1000	1.00	1000
85	1000	1000	1.00	1000
86	1000	1000	1.00	1000
87	1000	1000	1.00	1000
88	1000	1000	1.00	1000
89	1000	1000	1.00	1000
90	1000	1000	1.00	1000
91	1000	1000	1.00	1000
92	1000	1000	1.00	1000
93	1000	1000	1.00	1000
94	1000	1000	1.00	1000
95	1000	1000	1.00	1000
96	1000	1000	1.00	1000
97	1000	1000	1.00	1000
98	1000	1000	1.00	1000
99	1000	1000	1.00	1000
100	1000	1000	1.00	1000

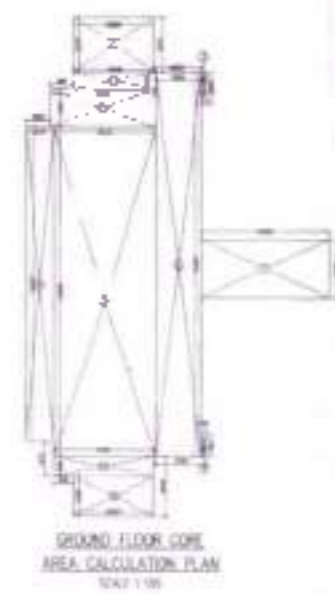
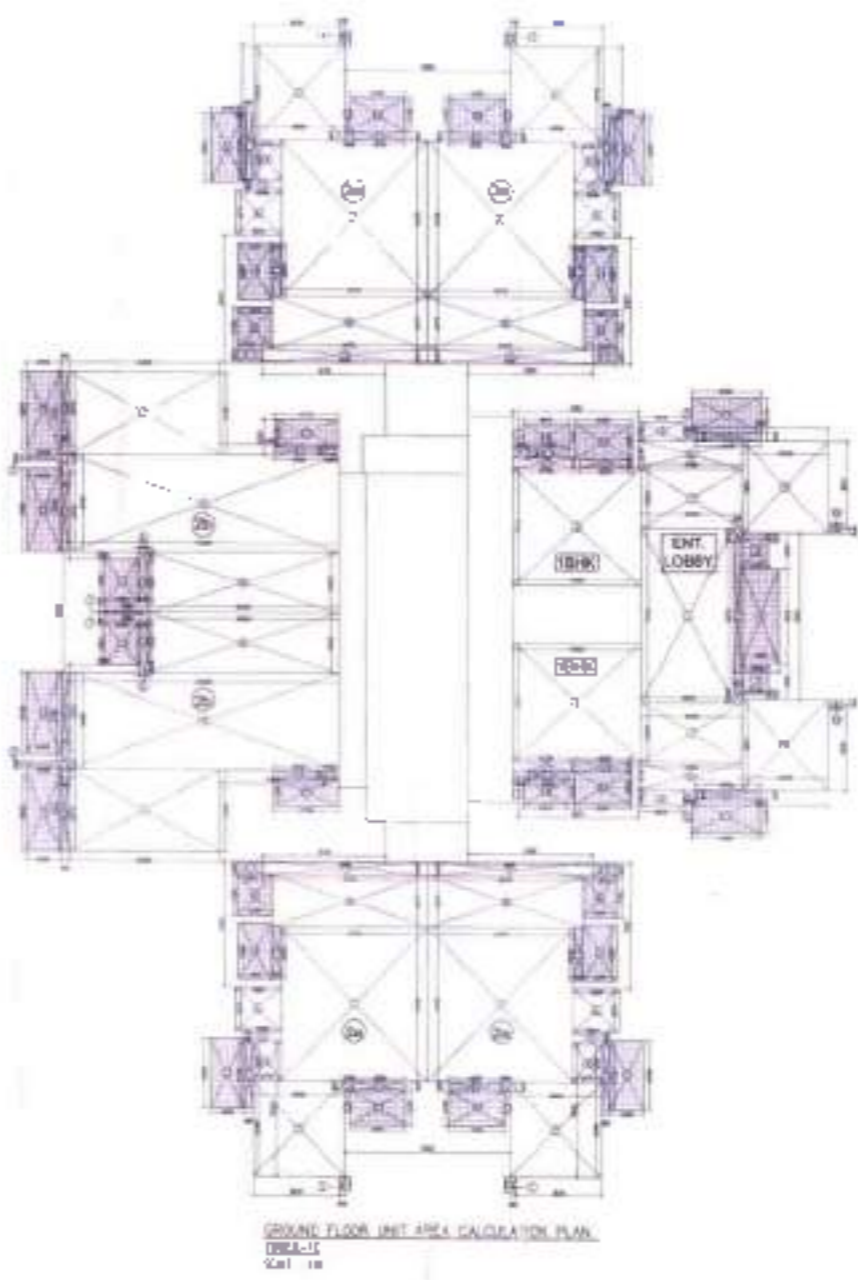
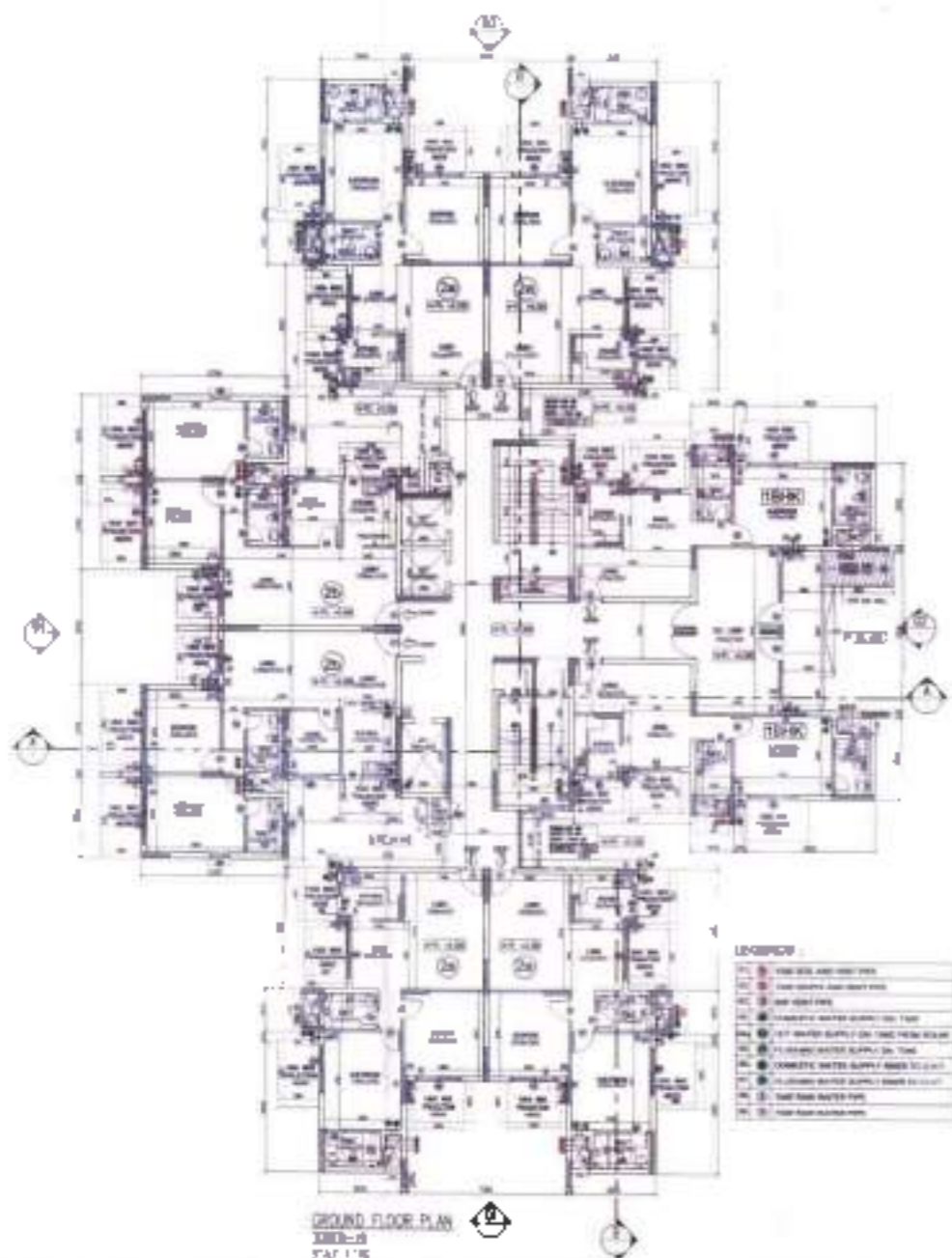


PROPOSED BUILDING PLAN FOR
PROPOSED GROUP HOUSING COLONY
AREA MEASURING 22.121 ACRES
(LOT NO-142 OF 2011 DATED-07.12.2011)
FALLING IN SECTOR-10A, GURGAON BEING
DEVELOPED BY M/S MAGIC INFRA SOLUTIONS
PVT. LTD. AND OTHERS

STRUCTURAL CONSULTANTS
CHITRA CONSULTANTS PVT LTD
VLS 0200-11 2000-2000 001
Gurgaon, Haryana

OWNER'S SEAL & SIGNATURE
[Signature]

ARCHITECT'S SEAL & SIGNATURE
Anil Arora
C.A. No. 10310
APR 1997
SCALE: 1:50
DRAWING DATE: APR 1997
SHEET NO. 1 OF 1



SCHEDULE OF ROOMS & AREAS

NO.	DESCRIPTION	AREA (SQ. FT.)	AREA (SQ. M.)	NO.	DESCRIPTION	AREA (SQ. FT.)	AREA (SQ. M.)
1	RECEPTION	100	9.3	11	OFFICE	1000	93.0
2	CONFERENCE	200	18.6	12	OFFICE	1000	93.0
3	MEETING	150	13.9	13	OFFICE	1000	93.0
4	TRAINING	300	27.9	14	OFFICE	1000	93.0
5	WORKSHOP	400	37.2	15	OFFICE	1000	93.0
6	LABORATORY	500	46.5	16	OFFICE	1000	93.0
7	TESTING	600	55.8	17	OFFICE	1000	93.0
8	STORAGE	700	64.7	18	OFFICE	1000	93.0
9	RESTROOM	800	74.6	19	OFFICE	1000	93.0
10	RECEPTION	900	83.9	20	OFFICE	1000	93.0
TOTAL		3000	279.0	TOTAL		3000	279.0

ENTRANCE

NO.	LENGTH	BREADTH	NUMBER	AREA
1	1.50	1.50	1	2.25
2	1.50	1.50	1	2.25
3	1.50	1.50	1	2.25
4	1.50	1.50	1	2.25
Total				8.99

LOBBY

NO.	LENGTH	BREADTH	NUMBER	AREA
1	3.00	3.00	1	9.00
2	3.00	3.00	1	9.00
3	3.00	3.00	1	9.00
4	3.00	3.00	1	9.00
5	3.00	3.00	1	9.00
6	3.00	3.00	1	9.00
7	3.00	3.00	1	9.00
8	3.00	3.00	1	9.00
9	3.00	3.00	1	9.00
10	3.00	3.00	1	9.00
Total				81.00

GROUND COVER STATEMENT

NO.	TYPE	AREA (SQ. FT.)	PERCENTAGE	TOTAL COVERED AREA (SQ. FT.)
1	ASPHALT	1000	33.33	1000
2	CONCRETE	1000	33.33	2000
3	PAVEMENT	1000	33.33	3000
Total		3000	100.00	3000

WALKWAY


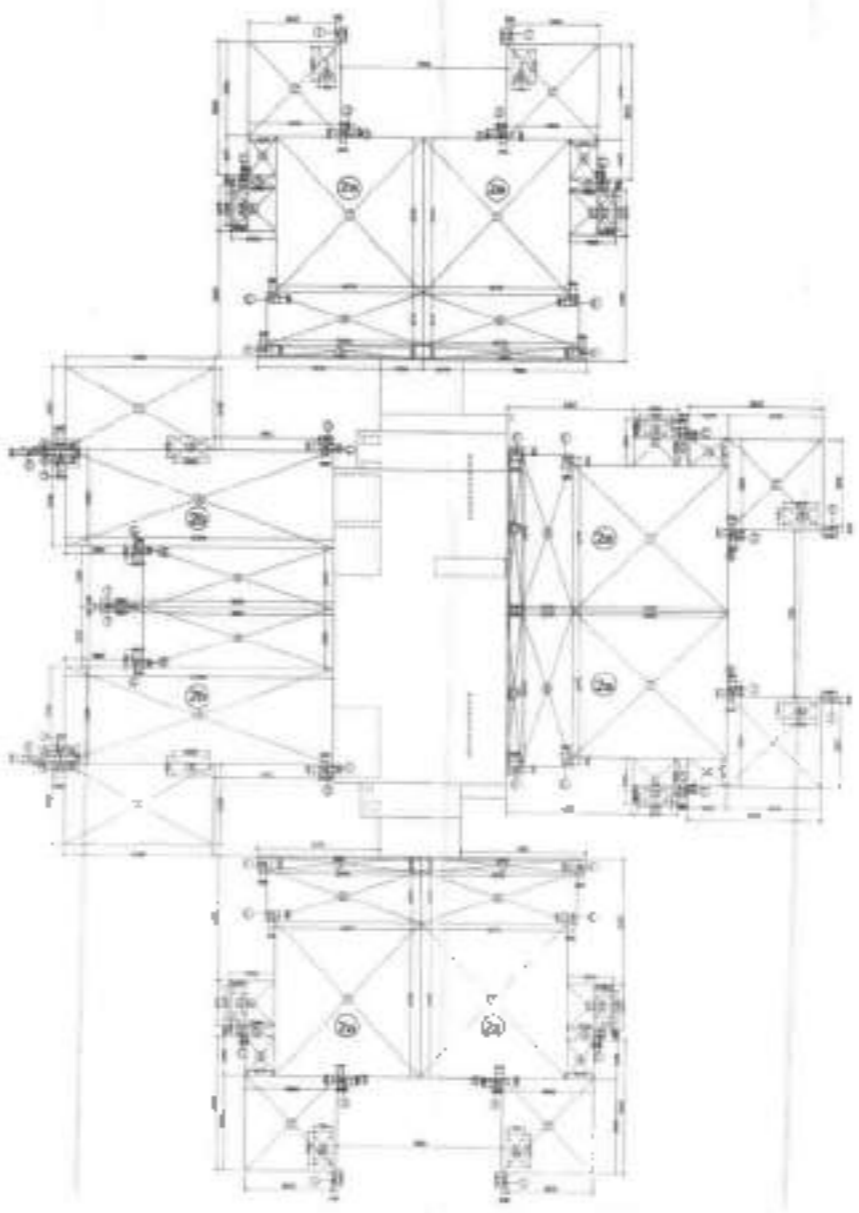
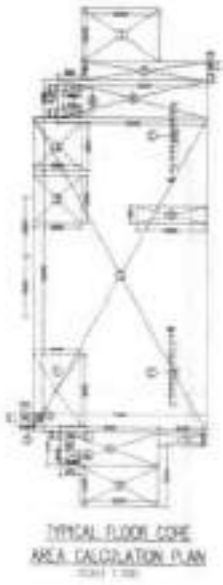
NO.	LENGTH	BREADTH	NUMBER	AREA
1	1.50	1.50	1	2.25
2	1.50	1.50	1	2.25
3	1.50	1.50	1	2.25
4	1.50	1.50	1	2.25
5	1.50	1.50	1	2.25
6	1.50	1.50	1	2.25
7	1.50	1.50	1	2.25
8	1.50	1.50	1	2.25
9	1.50	1.50	1	2.25
10	1.50	1.50	1	2.25
11	1.50	1.50	1	2.25
12	1.50	1.50	1	2.25
13	1.50	1.50	1	2.25
14	1.50	1.50	1	2.25
15	1.50	1.50	1	2.25
16	1.50	1.50	1	2.25
17	1.50	1.50	1	2.25
18	1.50	1.50	1	2.25
19	1.50	1.50	1	2.25
20	1.50	1.50	1	2.25
21	1.50	1.50	1	2.25
22	1.50	1.50	1	2.25
23	1.50	1.50	1	2.25
24	1.50	1.50	1	2.25
25	1.50	1.50	1	2.25
26	1.50	1.50	1	2.25
27	1.50	1.50	1	2.25
28	1.50	1.50	1	2.25
29	1.50	1.50	1	2.25
30	1.50	1.50	1	2.25
31	1.50	1.50	1	2.25
32	1.50	1.50	1	2.25
33	1.50	1.50	1	2.25
34	1.50	1.50	1	2.25
35	1.50	1.50	1	2.25
36	1.50	1.50	1	2.25
37	1.50	1.50	1	2.25
38	1.50	1.50	1	2.25
39	1.50	1.50	1	2.25
40	1.50	1.50	1	2.25
41	1.50	1.50	1	2.25
42	1.50	1.50	1	2.25
43	1.50	1.50	1	2.25
44	1.50	1.50	1	2.25
45	1.50	1.50	1	2.25
46	1.50	1.50	1	2.25
47	1.50	1.50	1	2.25
48	1.50	1.50	1	2.25
49	1.50	1.50	1	2.25
50	1.50	1.50	1	2.25
51	1.50	1.50	1	2.25
52	1.50	1.50	1	2.25
53	1.50	1.50	1	2.25
54	1.50	1.50	1	2.25
55	1.50	1.50	1	2.25
56	1.50	1.50	1	2.25
57	1.50	1.50	1	2.25
58	1.50	1.50	1	2.25
59	1.50	1.50	1	2.25
60	1.50	1.50	1	2.25
61	1.50	1.50	1	2.25
62	1.50	1.50	1	2.25
63	1.50	1.50	1	2.25
64	1.50	1.50	1	2.25
65	1.50	1.50	1	2.25
66	1.50	1.50	1	2.25
67	1.50	1.50	1	2.25
68	1.50	1.50	1	2.25
69	1.50	1.50	1	2.25
70	1.50	1.50	1	2.25
71	1.50	1.50	1	2.25
72	1.50	1.50	1	2.25
73	1.50	1.50	1	2.25
74	1.50	1.50	1	2.25
75	1.50	1.50	1	2.25
76	1.50	1.50	1	2.25
77	1.50	1.50	1	2.25
78	1.50	1.50	1	2.25
79	1.50	1.50	1	2.25
80	1.50	1.50	1	2.25
81	1.50	1.50	1	2.25
82	1.50	1.50	1	2.25
83	1.50	1.50	1	2.25
84	1.50	1.50	1	2.25
85	1.50	1.50	1	2.25
86	1.50	1.50	1	2.25
87	1.50	1.50	1	2.25
88	1.50	1.50	1	2.25
89	1.50	1.50	1	2.25
90	1.50	1.50	1	2.25
91	1.50	1.50	1	2.25
92	1.50	1.50	1	2.25
93	1.50	1.50	1	2.25
94	1.50	1.50	1	2.25
95	1.50	1.50	1	2.25
96	1.50	1.50	1	2.25
97	1.50	1.50	1	2.25
98	1.50	1.50	1	2.25
99	1.50	1.50	1	2.25
100	1.50	1.50	1	2.25
Total				363.00

WALKWAY

NO.	LENGTH	BREADTH	NUMBER	AREA
1	5.00	4.00	1	20.00
2	5.00	4.00	1	20.00
3	5.00	4.00	1	20.00
4	5.00	4.00	1	20.00
5	5.00	4.00	1	20.00
6	5.00	4.00	1	20.00
7	5.00	4.00	1	20.00
8	5.00	4.00	1	20.00
9	5.00	4.00	1	20.00
10	5.00	4.00	1	20.00
11	5.00	4.00	1	20.00
12	5.00	4.00	1	20.00
13	5.00	4.00	1	20.00
14	5.00	4.00	1	20.00
15	5.00	4.00	1	20.00
16	5.00	4.00	1	20.00
17	5.00	4.00	1	20.00
18	5.00	4.00	1	20.00
19	5.00	4.00	1	20.00
20	5.00	4.00	1	20.00
21	5.00	4.00	1	20.00
22	5.00	4.00	1	20.00
23	5.00	4.00	1	20.00
24	5.00	4.00	1	20.00
25	5.00	4.00	1	20.00
26	5.00	4.00	1	20.00
27	5.00	4.00	1	20.00
28	5.00	4.00	1	20.00
29	5.00	4.00	1	20.00
30	5.00	4.00	1	20.00
31	5.00	4.00	1	20.00
32	5.00	4.00	1	20.00
33	5.00	4.00	1	20.00
34	5.00	4.00	1	20.00
35	5.00	4.00	1	20.00
36	5.00	4.00	1	20.00
37	5.00	4.00	1	20.00
38	5.00	4.00	1	20.00
39	5.00	4.00	1	20.00
40	5.00	4.00	1	20.00
41	5.00	4.00	1	20.00
42	5.00	4.00	1	20.00
43	5.00	4.00	1	20.00
44	5.00	4.00	1	20.00
45	5.00	4.00	1	20.00
46	5.00	4.00	1	20.00
47	5.00	4.00	1	20.00
48	5.00	4.00	1	20.00
49	5.00	4.00	1	20.00
50	5.00	4.00	1	20.00
51	5.00	4.00	1	20.00
52	5.00	4.00	1	20.00
53	5.00	4.00	1	20.00
54	5.00	4.00	1	20.00
55	5.00	4.00	1	20.00
56	5.00	4.00	1	20.00
57	5.00	4.00	1	20.00
58	5.00	4.00	1	20.00
59	5.00	4.00	1	20.00
60	5.00	4.00	1	20.00
61	5.00	4.00	1	20.00
62	5.00	4.00	1	20.00
63	5.00	4.00	1	20.00
64	5.00	4.00	1	20.00
65	5.00	4.00	1	20.00
66	5.00	4.00	1	20.00
67	5.00	4.00	1	20.00
68	5.00	4.00	1	20.00
69	5.00	4.00	1	20.00
70	5.00	4.00	1	20.00
71	5.00	4.00	1	20.00
72	5.00	4.00	1	20.00
73	5.00	4.00	1	20.00
74	5.00	4.00	1	20.00
75	5.00	4.00	1	20.00
76	5.00	4.00	1	20.00
77	5.00	4.00	1	20.00
78	5.00	4.00	1	20.00
79	5.00	4.00	1	20.00
80	5.00	4.00	1	20.00
81	5.00	4.00	1	20.00
82	5.00	4.00	1	20.00
83	5.00	4.00	1	20.00
84	5.00	4.00	1	20.00
85	5.00	4.00	1	20.00
86	5.00			

SCHEDULE OF FINISH & WORK

NO.	DESCRIPTION	UNIT	QTY.	UNIT PRICE	TOTAL
1	CEILING	SQ. FT.	100,000	1.50	150,000
2	FLOOR	SQ. FT.	100,000	1.50	150,000
3	WALL	SQ. FT.	100,000	1.50	150,000
4	DOOR	NO.	100	100.00	10,000
5	WINDOW	NO.	100	100.00	10,000
6	STAIR	SQ. FT.	100	100.00	10,000
7	MECHANICAL	SQ. FT.	100	100.00	10,000
8	ELECTRICAL	SQ. FT.	100	100.00	10,000
9	PLUMBING	SQ. FT.	100	100.00	10,000
10	PAINT	SQ. FT.	100	100.00	10,000
11	CONCRETE	SQ. FT.	100	100.00	10,000
12	ROOFING	SQ. FT.	100	100.00	10,000
13	LANDSCAPE	SQ. FT.	100	100.00	10,000
14	MECHANICAL	SQ. FT.	100	100.00	10,000
15	ELECTRICAL	SQ. FT.	100	100.00	10,000
16	PLUMBING	SQ. FT.	100	100.00	10,000
17	PAINT	SQ. FT.	100	100.00	10,000
18	CONCRETE	SQ. FT.	100	100.00	10,000
19	ROOFING	SQ. FT.	100	100.00	10,000
20	LANDSCAPE	SQ. FT.	100	100.00	10,000
21	MECHANICAL	SQ. FT.	100	100.00	10,000
22	ELECTRICAL	SQ. FT.	100	100.00	10,000
23	PLUMBING	SQ. FT.	100	100.00	10,000
24	PAINT	SQ. FT.	100	100.00	10,000
25	CONCRETE	SQ. FT.	100	100.00	10,000
26	ROOFING	SQ. FT.	100	100.00	10,000
27	LANDSCAPE	SQ. FT.	100	100.00	10,000
28	MECHANICAL	SQ. FT.	100	100.00	10,000
29	ELECTRICAL	SQ. FT.	100	100.00	10,000
30	PLUMBING	SQ. FT.	100	100.00	10,000
31	PAINT	SQ. FT.	100	100.00	10,000
32	CONCRETE	SQ. FT.	100	100.00	10,000
33	ROOFING	SQ. FT.	100	100.00	10,000
34	LANDSCAPE	SQ. FT.	100	100.00	10,000
35	MECHANICAL	SQ. FT.	100	100.00	10,000
36	ELECTRICAL	SQ. FT.	100	100.00	10,000
37	PLUMBING	SQ. FT.	100	100.00	10,000
38	PAINT	SQ. FT.	100	100.00	10,000
39	CONCRETE	SQ. FT.	100	100.00	10,000
40	ROOFING	SQ. FT.	100	100.00	10,000
41	LANDSCAPE	SQ. FT.	100	100.00	10,000
42	MECHANICAL	SQ. FT.	100	100.00	10,000
43	ELECTRICAL	SQ. FT.	100	100.00	10,000
44	PLUMBING	SQ. FT.	100	100.00	10,000
45	PAINT	SQ. FT.	100	100.00	10,000
46	CONCRETE	SQ. FT.	100	100.00	10,000
47	ROOFING	SQ. FT.	100	100.00	10,000
48	LANDSCAPE	SQ. FT.	100	100.00	10,000
49	MECHANICAL	SQ. FT.	100	100.00	10,000
50	ELECTRICAL	SQ. FT.	100	100.00	10,000
51	PLUMBING	SQ. FT.	100	100.00	10,000
52	PAINT	SQ. FT.	100	100.00	10,000
53	CONCRETE	SQ. FT.	100	100.00	10,000
54	ROOFING	SQ. FT.	100	100.00	10,000
55	LANDSCAPE	SQ. FT.	100	100.00	10,000
56	MECHANICAL	SQ. FT.	100	100.00	10,000
57	ELECTRICAL	SQ. FT.	100	100.00	10,000
58	PLUMBING	SQ. FT.	100	100.00	10,000
59	PAINT	SQ. FT.	100	100.00	10,000
60	CONCRETE	SQ. FT.	100	100.00	10,000
61	ROOFING	SQ. FT.	100	100.00	10,000
62	LANDSCAPE	SQ. FT.	100	100.00	10,000
63	MECHANICAL	SQ. FT.	100	100.00	10,000
64	ELECTRICAL	SQ. FT.	100	100.00	10,000
65	PLUMBING	SQ. FT.	100	100.00	10,000
66	PAINT	SQ. FT.	100	100.00	10,000
67	CONCRETE	SQ. FT.	100	100.00	10,000
68	ROOFING	SQ. FT.	100	100.00	10,000
69	LANDSCAPE	SQ. FT.	100	100.00	10,000
70	MECHANICAL	SQ. FT.	100	100.00	10,000
71	ELECTRICAL	SQ. FT.	100	100.00	10,000
72	PLUMBING	SQ. FT.	100	100.00	10,000
73	PAINT	SQ. FT.	100	100.00	10,000
74	CONCRETE	SQ. FT.	100	100.00	10,000
75	ROOFING	SQ. FT.	100	100.00	10,000
76	LANDSCAPE	SQ. FT.	100	100.00	10,000
77	MECHANICAL	SQ. FT.	100	100.00	10,000
78	ELECTRICAL	SQ. FT.	100	100.00	10,000
79	PLUMBING	SQ. FT.	100	100.00	10,000
80	PAINT	SQ. FT.	100	100.00	10,000
81	CONCRETE	SQ. FT.	100	100.00	10,000
82	ROOFING	SQ. FT.	100	100.00	10,000
83	LANDSCAPE	SQ. FT.	100	100.00	10,000
84	MECHANICAL	SQ. FT.	100	100.00	10,000
85	ELECTRICAL	SQ. FT.	100	100.00	10,000
86	PLUMBING	SQ. FT.	100	100.00	10,000
87	PAINT	SQ. FT.	100	100.00	10,000
88	CONCRETE	SQ. FT.	100	100.00	10,000
89	ROOFING	SQ. FT.	100	100.00	10,000
90	LANDSCAPE	SQ. FT.	100	100.00	10,000
91	MECHANICAL	SQ. FT.	100	100.00	10,000
92	ELECTRICAL	SQ. FT.	100	100.00	10,000
93	PLUMBING	SQ. FT.	100	100.00	10,000
94	PAINT	SQ. FT.	100	100.00	10,000
95	CONCRETE	SQ. FT.	100	100.00	10,000
96	ROOFING	SQ. FT.	100	100.00	10,000
97	LANDSCAPE	SQ. FT.	100	100.00	10,000
98	MECHANICAL	SQ. FT.	100	100.00	10,000
99	ELECTRICAL	SQ. FT.	100	100.00	10,000
100	PLUMBING	SQ. FT.	100	100.00	10,000



LEGEND

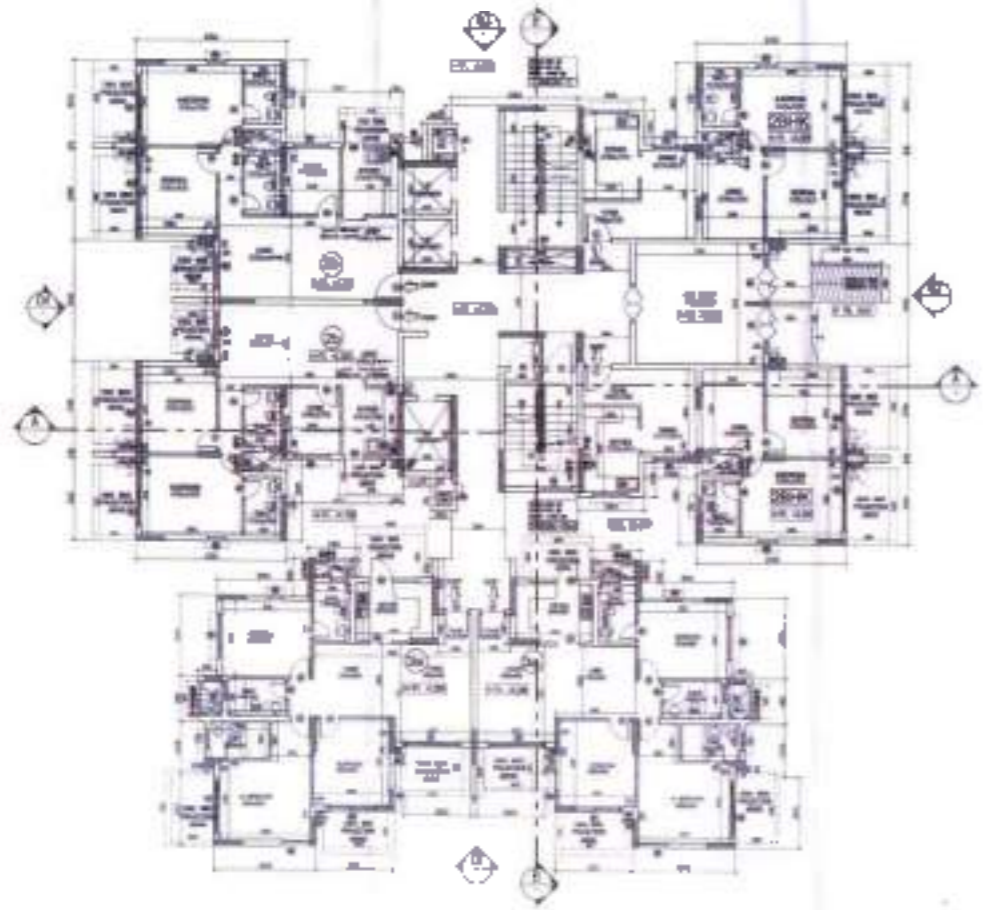
1	THICK WALL AND CORE PERIMETER
2	THIN WALLS AND CORE PERIMETER
3	THIN WALL PERIMETER
4	CONCRETE WATER SUPPLY TO COL. TRAIL
5	CONCRETE WATER SUPPLY TO COL. TRAIL FROM BEAM
6	PLUMBING WATER SUPPLY TO COL. TRAIL
7	DOMESTIC WATER SUPPLY FROM TO COL. TRAIL
8	PLUMBING WATER SUPPLY FROM TO COL. TRAIL
9	THIN WALL WATER PERIMETER
10	THIN WALL WATER PERIMETER

TOTAL FLOOR AREA

Area	Area	Area	Area
1	2,000	2,000	2,000
2	2,000	2,000	2,000
3	2,000	2,000	2,000
4	2,000	2,000	2,000
5	2,000	2,000	2,000
6	2,000	2,000	2,000
7	2,000	2,000	2,000
8	2,000	2,000	2,000
9	2,000	2,000	2,000
10	2,000	2,000	2,000
11	2,000	2,000	2,000
12	2,000	2,000	2,000
13	2,000	2,000	2,000
14	2,000	2,000	2,000
15	2,000	2,000	2,000
16	2,000	2,000	2,000
17	2,000	2,000	2,000
18	2,000	2,000	2,000
19	2,000	2,000	2,000
20	2,000	2,000	2,000
21	2,000	2,000	2,000
22	2,000	2,000	2,000
23	2,000	2,000	2,000
24	2,000	2,000	2,000
25	2,000	2,000	2,000
26	2,000	2,000	2,000
27	2,000	2,000	2,000
28	2,000	2,000	2,000
29	2,000	2,000	2,000
30	2,000	2,000	2,000
31	2,000	2,000	2,000
32	2,000	2,000	2,000
33	2,000	2,000	2,000
34	2,000	2,000	2,000
35	2,000	2,000	2,000
36	2,000	2,000	2,000
37	2,000	2,000	2,000
38	2,000	2,000	2,000
39	2,000	2,000	2,000
40	2,000	2,000	2,000
41	2,000	2,000	2,000
42	2,000	2,000	2,000
43	2,000	2,000	2,000
44	2,000	2,000	2,000
45	2,000	2,000	2,000
46	2,000	2,000	2,000
47	2,000	2,000	2,000
48	2,000	2,000	2,000
49	2,000	2,000	2,000
50	2,000	2,000	2,000
51	2,000	2,000	2,000
52	2,000	2,000	2,000
53	2,000	2,000	2,000
54	2,000	2,000	2,000
55	2,000	2,000	2,000
56	2,000	2,000	2,000
57	2,000	2,000	2,000
58	2,000	2,000	2,000
59	2,000	2,000	2,000
60	2,000	2,000	2,000
61	2,000	2,000	2,000
62	2,000	2,000	2,000
63	2,000	2,000	2,000
64	2,000	2,000	2,000
65	2,000	2,000	2,000
66	2,000	2,000	2,000
67	2,000	2,000	2,000
68	2,000	2,000	2,000
69	2,000	2,000	2,000
70	2,000	2,000	2,000
71	2,000	2,000	2,000
72	2,000	2,000	2,000
73	2,000	2,000	2,000
74	2,000	2,000	2,000
75	2,000	2,000	2,000
76	2,000	2,000	2,000
77	2,000	2,000	2,000
78	2,000	2,000	2,000
79	2,000	2,000	2,000
80	2,000	2,000	2,000
81	2,000	2,000	2,000
82	2,000	2,000	2,000
83	2,000	2,000	2,000
84	2,000	2,000	2,000
85	2,000	2,000	2,000
86	2,000	2,000	2,000
87	2,000	2,000	2,000
88	2,000	2,000	2,000
89	2,000	2,000	2,000
90	2,000	2,000	2,000
91	2,000	2,000	2,000
92	2,000	2,000	2,000
93	2,000	2,000	2,000
94	2,000	2,000	2,000
95	2,000	2,000	2,000
96	2,000	2,000	2,000
97	2,000	2,000	2,000
98	2,000	2,000	2,000
99	2,000	2,000	2,000
100	2,000	2,000	2,000

Area 1

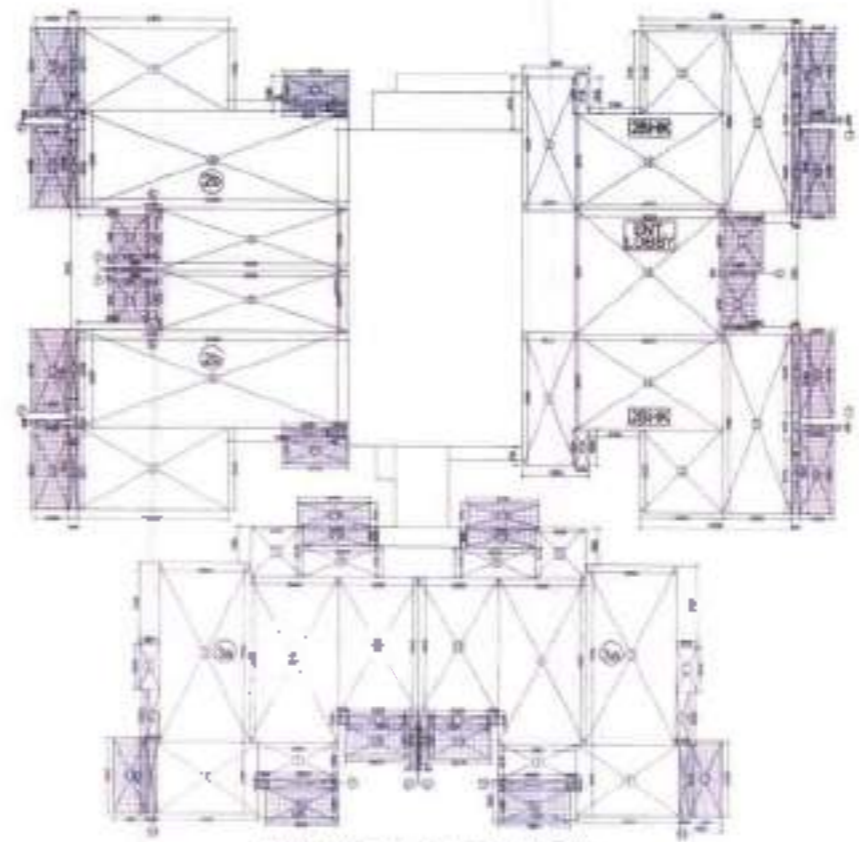
Area	Area	Area	Area
1	1,000	1,000	1,000
2	1,000	1,000	1,000
3	1,000	1,000	1,000
4	1,000	1,000	1,000
5	1,000	1,000	1,000
6	1,000	1,000	1,000
7	1,000	1,000	1,000
8	1,000	1,000	1,000
9	1,000	1,000	1,000
10	1,000	1,000	1,000
11	1,000	1,000	1,000
12	1,000	1,000	1,000
13	1,000	1,000	1,000
14	1,000	1,000	1,000
15	1,000	1,000	1,000
16	1,000	1,000	1,000
17	1,000	1,000	1,000
18	1,000	1,000	1,000
19	1,000	1,000	1,000
20	1,000	1,000	1,000
21	1,000	1,000	1,000
22	1,000	1,000	1,000
23	1,000	1,000	1,000
24	1,000	1,000	1,000
25	1,000	1,000	1,000
26	1,000	1,000	1,000
27	1,000	1,000	1,000
28	1,000	1,000	1,000
29	1,000	1,000	1,000
30	1,0		



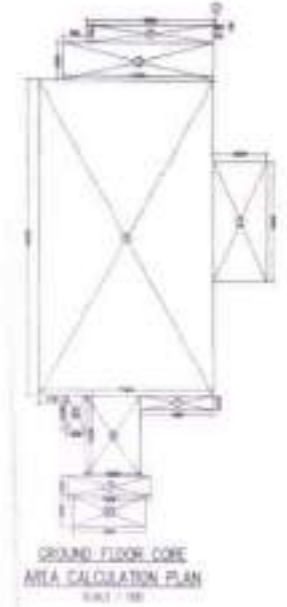
GROUND FLOOR PLAN
SCALE: 1:50

LEGEND

- 1. TIME AND COST PER UNIT
- 2. TIME AND COST PER UNIT
- 3. TIME AND COST PER UNIT
- 4. TIME AND COST PER UNIT
- 5. TIME AND COST PER UNIT
- 6. TIME AND COST PER UNIT
- 7. TIME AND COST PER UNIT
- 8. TIME AND COST PER UNIT
- 9. TIME AND COST PER UNIT
- 10. TIME AND COST PER UNIT
- 11. TIME AND COST PER UNIT
- 12. TIME AND COST PER UNIT
- 13. TIME AND COST PER UNIT
- 14. TIME AND COST PER UNIT
- 15. TIME AND COST PER UNIT
- 16. TIME AND COST PER UNIT
- 17. TIME AND COST PER UNIT
- 18. TIME AND COST PER UNIT
- 19. TIME AND COST PER UNIT
- 20. TIME AND COST PER UNIT



GROUND FLOOR UNIT AREA CALCULATION PLAN
SCALE: 1:50



GROUND FLOOR CORE AREA CALCULATION PLAN
SCALE: 1:50

TABLE OF CORE + BLOCK

NO.	DESCRIPTION	UNIT	AREA (SQ. M)	VOLUME (CU. M)
1
2
3
4
5
6
7
8
9
10
11
12
13
14
15
16
17
18
19
20
21
22
23
24
25
26
27
28
29
30
31
32
33
34
35
36
37
38
39
40
41
42
43
44
45
46
47
48
49
50
51
52
53
54
55
56
57
58
59
60
61
62
63
64
65
66
67
68
69
70
71
72
73
74
75
76
77
78
79
80
81
82
83
84
85
86
87
88
89
90
91
92
93
94
95
96
97
98
99
100



Unit 10

Sl. No.	Length	Breadth	Number	Area
1	1.800	0.450	1	0.810
2	1.800	0.300	1	0.540
3	1.800	1.450	1	2.610
Total				3.960

Unit 11

Sl. No.	Length	Breadth	Number	Area
1	2.400	0.225	1	0.540
2	4.500	0.450	1	2.025
3	4.500	0.450	1	2.025
4	4.500	0.450	1	2.025
Total				4.590

Unit 20

Sl. No.	Length	Breadth	Number	Area
1	1.425	0.315	1	0.448
2	0.300	0.875	1	0.263
3	1.425	0.875	1	1.247
4	1.425	0.875	1	1.247
5	1.425	0.875	1	1.247
6	1.425	0.875	1	1.247
7	1.425	0.875	1	1.247
8	1.425	0.875	1	1.247
9	1.425	0.875	1	1.247
10	1.425	0.875	1	1.247
11	1.425	0.875	1	1.247
12	1.425	0.875	1	1.247
13	1.425	0.875	1	1.247
14	1.425	0.875	1	1.247
15	1.425	0.875	1	1.247
16	1.425	0.875	1	1.247
17	1.425	0.875	1	1.247
18	1.425	0.875	1	1.247
19	1.425	0.875	1	1.247
20	1.425	0.875	1	1.247
Total				18.810

Unit 21

Sl. No.	Length	Breadth	Number	Area
1	1.425	0.875	1	1.247
2	1.425	0.875	1	1.247
3	1.425	0.875	1	1.247
4	1.425	0.875	1	1.247
5	1.425	0.875	1	1.247
6	1.425	0.875	1	1.247
7	1.425	0.875	1	1.247
8	1.425	0.875	1	1.247
9	1.425	0.875	1	1.247
10	1.425	0.875	1	1.247
11	1.425	0.875	1	1.247
12	1.425	0.875	1	1.247
13	1.425	0.875	1	1.247
14	1.425	0.875	1	1.247
15	1.425	0.875	1	1.247
16	1.425	0.875	1	1.247
17	1.425	0.875	1	1.247
18	1.425	0.875	1	1.247
19	1.425	0.875	1	1.247
20	1.425	0.875	1	1.247
Total				25.140

GROUND COVERAGE STATEMENT

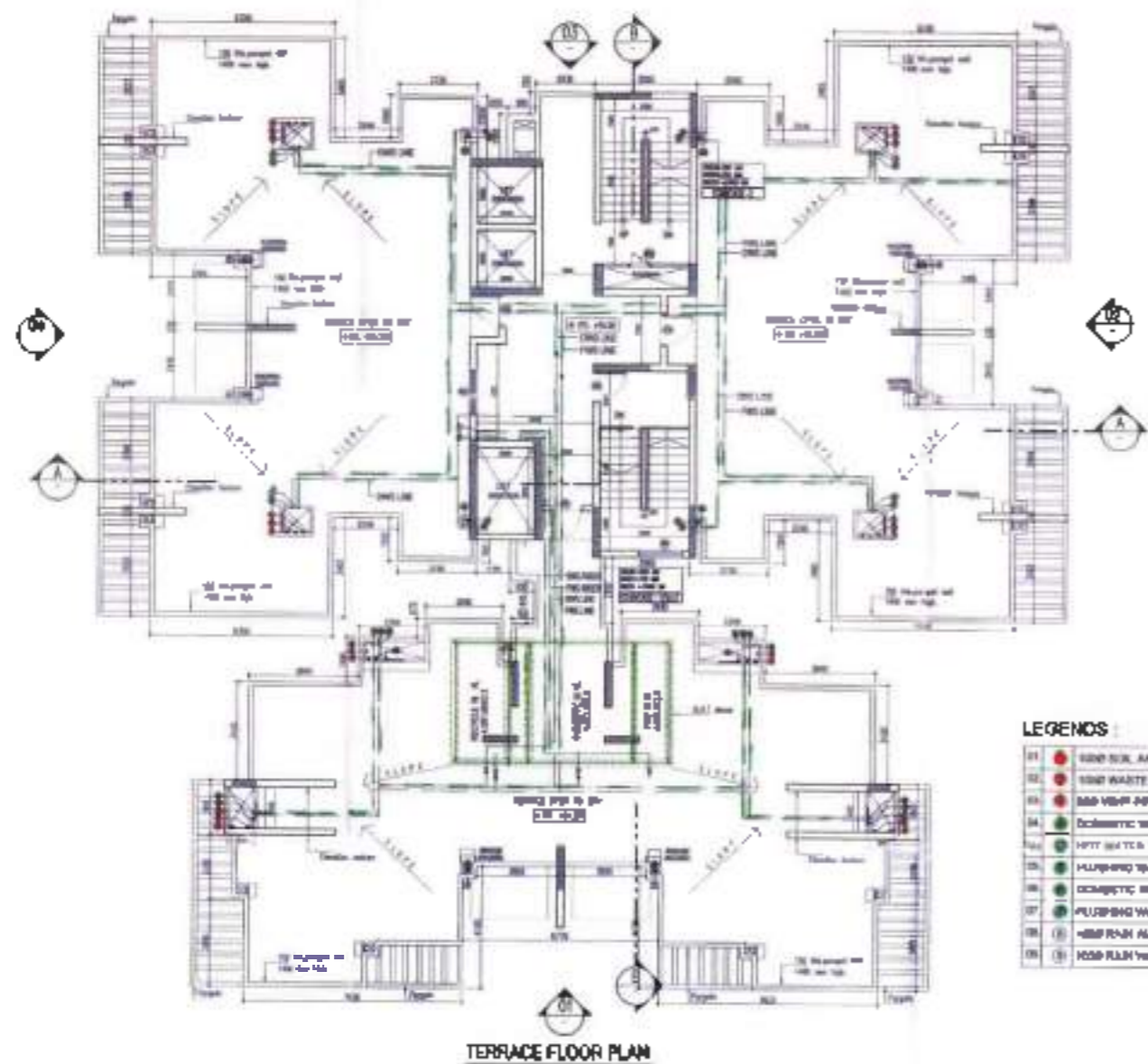
Sl. No.	Area	Remarks
1
2
3
4
5
6
7
8
9
10
11
12
13
14
15
16
17
18
19
20
21
22
23
24
25
26
27
28
29
30
31
32
33
34
35
36
37
38
39
40
41
42
43
44
45
46
47
48
49
50
51
52
53
54
55
56
57
58
59
60
61
62
63
64
65
66
67
68
69
70
71
72
73
74
75
76
77
78
79
80
81
82
83
84
85
86
87
88
89
90
91
92
93
94
95
96
97
98
99
100

DR. AREA STATEMENT

Sl. No.	Area	Remarks
1
2
3
4
5
6
7
8
9
10
11
12
13
14
15
16
17
18
19
20
21
22
23
24
25
26
27
28
29
30
31
32
33
34
35
36
37
38
39
40
41
42
43
44
45
46
47
48
49
50
51
52
53
54
55
56
57
58
59
60
61
62
63
64
65
66
67
68
69
70
71
72
73
74
75
76
77
78
79
80
81
82
83
84
85
86
87
88
89
90
91
92
93
94
95
96
97
98
99
100

DR. AREA STATEMENT

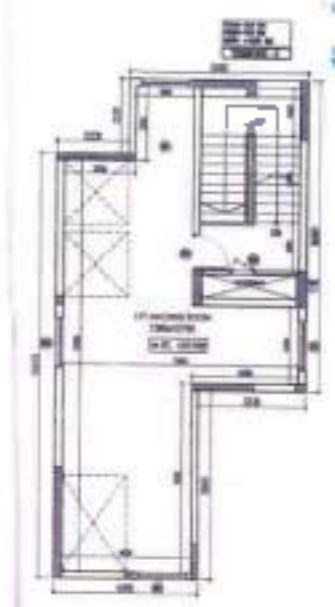
Sl. No.	Area	Remarks
1
2
3
4
5
6
7
8
9
10
11
12
13
14
15
16
17
18
19
20
21
22
23
24
25
26
27
28
29
30
31
32
33
34
35
36
37
38
39
40
41</		



LEGENDS

01	SOIL SOIL AND VENT PIPE
02	SOIL WASTE AND VENT PIPE
03	MSW VENT PIPE
04	DOMESTIC WATER SUPPLY ON TANK
05	HTW WATER SUPPLY FOR LAUNDRY EQUIP
06	PLUMBING WATER SUPPLY ON TANK
07	DOMESTIC WATER SUPPLY FROM P.O.D.U.T
08	PLUMBING WATER SUPPLY FROM P.O.D.U.T
09	ROOF RAIN WATER PIPE
10	ROOF RAIN WATER PIPE

Dimension of room is given here
 Part of the room is not shown in this plan
 Scale: 1:100



LMR FLOOR PLAN
LEFT MACHINE ROOM



LMR TERRACE FLOOR PLAN

SANCTIONED

To be used in accordance with
 clause No. 12.2.1.1 of the Building Code of India

APR 2012
 DRAWING NO. -
 SCALE -
 SHEET NO. -

SCHEDULE OF ROOMS + ROOMS

TYPE	NO.	LOCATION	DESCRIPTION	AREA	VOLUME
1	1000/101	1000/101	1000/101	1000	1000
2	1000/102	1000/102	1000/102	1000	1000
3	1000/103	1000/103	1000/103	1000	1000
4	1000/104	1000/104	1000/104	1000	1000
5	1000/105	1000/105	1000/105	1000	1000
6	1000/106	1000/106	1000/106	1000	1000
7	1000/107	1000/107	1000/107	1000	1000
8	1000/108	1000/108	1000/108	1000	1000
9	1000/109	1000/109	1000/109	1000	1000
10	1000/110	1000/110	1000/110	1000	1000
11	1000/111	1000/111	1000/111	1000	1000
12	1000/112	1000/112	1000/112	1000	1000
13	1000/113	1000/113	1000/113	1000	1000
14	1000/114	1000/114	1000/114	1000	1000
15	1000/115	1000/115	1000/115	1000	1000
16	1000/116	1000/116	1000/116	1000	1000
17	1000/117	1000/117	1000/117	1000	1000
18	1000/118	1000/118	1000/118	1000	1000
19	1000/119	1000/119	1000/119	1000	1000
20	1000/120	1000/120	1000/120	1000	1000
21	1000/121	1000/121	1000/121	1000	1000
22	1000/122	1000/122	1000/122	1000	1000
23	1000/123	1000/123	1000/123	1000	1000
24	1000/124	1000/124	1000/124	1000	1000
25	1000/125	1000/125	1000/125	1000	1000
26	1000/126	1000/126	1000/126	1000	1000
27	1000/127	1000/127	1000/127	1000	1000
28	1000/128	1000/128	1000/128	1000	1000
29	1000/129	1000/129	1000/129	1000	1000
30	1000/130	1000/130	1000/130	1000	1000
31	1000/131	1000/131	1000/131	1000	1000
32	1000/132	1000/132	1000/132	1000	1000
33	1000/133	1000/133	1000/133	1000	1000
34	1000/134	1000/134	1000/134	1000	1000
35	1000/135	1000/135	1000/135	1000	1000
36	1000/136	1000/136	1000/136	1000	1000
37	1000/137	1000/137	1000/137	1000	1000
38	1000/138	1000/138	1000/138	1000	1000
39	1000/139	1000/139	1000/139	1000	1000
40	1000/140	1000/140	1000/140	1000	1000
41	1000/141	1000/141	1000/141	1000	1000
42	1000/142	1000/142	1000/142	1000	1000
43	1000/143	1000/143	1000/143	1000	1000
44	1000/144	1000/144	1000/144	1000	1000
45	1000/145	1000/145	1000/145	1000	1000
46	1000/146	1000/146	1000/146	1000	1000
47	1000/147	1000/147	1000/147	1000	1000
48	1000/148	1000/148	1000/148	1000	1000
49	1000/149	1000/149	1000/149	1000	1000
50	1000/150	1000/150	1000/150	1000	1000

Project: PROPOSED PLANNING FOR PROPOSED GROUP HOUSING COLONY AREA MEASURING 22.125 ACRES (P.L. NO-102 OF 2011 DATED-07.12.2011) FALLING IN SECTOR-104, GURGAON BEING DEVELOPED BY M/S. MACH WFO SOLUTIONS PVT. LTD. AND OTHERS.



OWNER'S SEAL & SIGNATURE

ARCHITECT'S SEAL & SIGNATURE

APR 2012

SCALE: 1:100

SHEET NO. 1



SCHEDULE OF ROOMS & AREAS

NO.	DESCRIPTION	AREA (SQ. METERS)	NO. OF PERSONS
1	RECEPTION	100	10
2	OFFICE	200	20
3	CONFERENCE	150	15
4	RESTROOM	50	5
5	STAIR	100	10
6	ELEVATOR	50	5
7	MECHANICAL	100	10
8	GEN. SERV.	50	5
9	STORAGE	50	5
10	LABORATORY	100	10
11	WORKSHOP	100	10
12	RESTAURANT	100	10
13	CAFETERIA	100	10
14	RECREATION	100	10
15	LIBRARY	100	10
16	CLUB	100	10
17	GYMNASIUM	100	10
18	THEATRE	100	10
19	CONCERT HALL	100	10
20	EXHIBITION	100	10
21	LECTURE HALL	100	10
22	SEMINAR ROOM	100	10
23	MEETING ROOM	100	10
24	BOARD ROOM	100	10
25	EXECUTIVE OFFICE	100	10
26	RECEPTION	100	10
27	OFFICE	200	20
28	CONFERENCE	150	15
29	RESTROOM	50	5
30	STAIR	100	10
31	ELEVATOR	50	5
32	MECHANICAL	100	10
33	GEN. SERV.	50	5
34	STORAGE	50	5
35	LABORATORY	100	10
36	WORKSHOP	100	10
37	RESTAURANT	100	10
38	CAFETERIA	100	10
39	RECREATION	100	10
40	LIBRARY	100	10
41	CLUB	100	10
42	GYMNASIUM	100	10
43	THEATRE	100	10
44	CONCERT HALL	100	10
45	EXHIBITION	100	10
46	LECTURE HALL	100	10
47	SEMINAR ROOM	100	10
48	MEETING ROOM	100	10
49	BOARD ROOM	100	10
50	EXECUTIVE OFFICE	100	10



NOTES

1. All dimensions are in meters.
2. All levels are in meters above sea level.
3. All areas are in square meters.
4. All quantities are in cubic meters.
5. All materials are to be of the best quality.
6. All work is to be done in accordance with the specifications.
7. All work is to be done in accordance with the drawings.
8. All work is to be done in accordance with the contract.
9. All work is to be done in accordance with the law.
10. All work is to be done in accordance with the code.

PROJECT: [Project Name]

CLIENT: [Client Name]

ARCHITECT: [Architect Name]

DATE: [Date]

RSP

REGISTERED ARCHITECT

NO. [Registration Number]

DATE OF REGISTRATION [Date]

OFFICE: [Office Address]

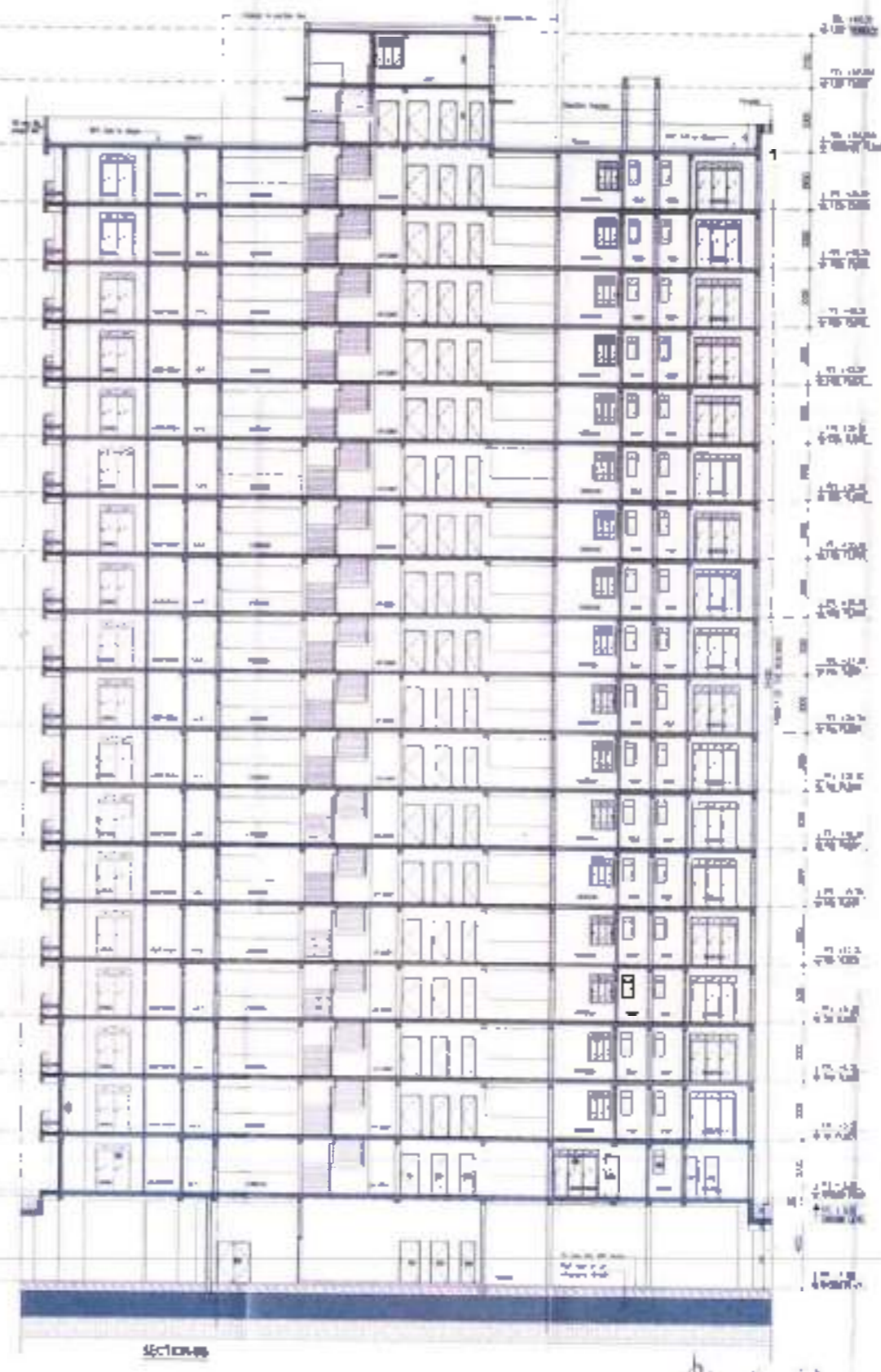
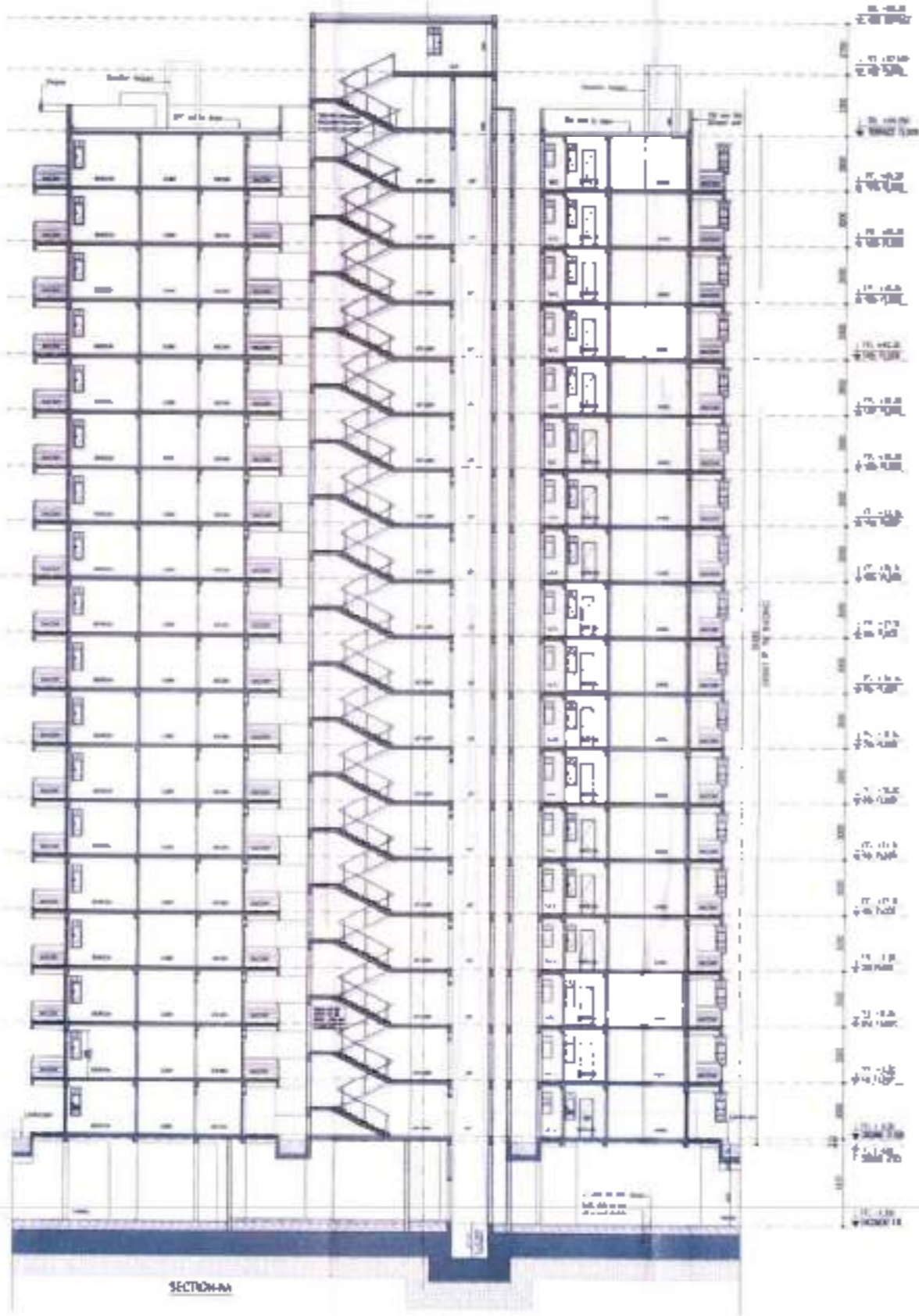
CONTACT: [Phone Number]

SCALE: 1:100

DATE: [Date]

BY: [Signature]

FOR: [Signature]



EDGING OF ROOMS + INCHES

ROOM NO.	ROOM NAME	AREA (SQ. FT.)	PERIMETER (LINEAR FT.)
101	RECEPTION	150	120
102	OFFICE	120	100
103	CONFERENCE	200	160
104	STORAGE	80	60
105	RESTROOM	50	40
106	STAIR	100	80
107	HALL	100	80
108	OFFICE	120	100
109	OFFICE	120	100
110	OFFICE	120	100
111	OFFICE	120	100
112	OFFICE	120	100
113	OFFICE	120	100
114	OFFICE	120	100
115	OFFICE	120	100
116	OFFICE	120	100
117	OFFICE	120	100
118	OFFICE	120	100
119	OFFICE	120	100
120	OFFICE	120	100
121	OFFICE	120	100
122	OFFICE	120	100
123	OFFICE	120	100
124	OFFICE	120	100
125	OFFICE	120	100
126	OFFICE	120	100
127	OFFICE	120	100
128	OFFICE	120	100
129	OFFICE	120	100
130	OFFICE	120	100
131	OFFICE	120	100
132	OFFICE	120	100
133	OFFICE	120	100
134	OFFICE	120	100
135	OFFICE	120	100
136	OFFICE	120	100
137	OFFICE	120	100
138	OFFICE	120	100
139	OFFICE	120	100
140	OFFICE	120	100
141	OFFICE	120	100
142	OFFICE	120	100
143	OFFICE	120	100
144	OFFICE	120	100
145	OFFICE	120	100
146	OFFICE	120	100
147	OFFICE	120	100
148	OFFICE	120	100
149	OFFICE	120	100
150	OFFICE	120	100
151	OFFICE	120	100
152	OFFICE	120	100
153	OFFICE	120	100
154	OFFICE	120	100
155	OFFICE	120	100
156	OFFICE	120	100
157	OFFICE	120	100
158	OFFICE	120	100
159	OFFICE	120	100
160	OFFICE	120	100
161	OFFICE	120	100
162	OFFICE	120	100
163	OFFICE	120	100
164	OFFICE	120	100
165	OFFICE	120	100
166	OFFICE	120	100
167	OFFICE	120	100
168	OFFICE	120	100
169	OFFICE	120	100
170	OFFICE	120	100
171	OFFICE	120	100
172	OFFICE	120	100
173	OFFICE	120	100
174	OFFICE	120	100
175	OFFICE	120	100
176	OFFICE	120	100
177	OFFICE	120	100
178	OFFICE	120	100
179	OFFICE	120	100
180	OFFICE	120	100
181	OFFICE	120	100
182	OFFICE	120	100
183	OFFICE	120	100
184	OFFICE	120	100
185	OFFICE	120	100
186	OFFICE	120	100
187	OFFICE	120	100
188	OFFICE	120	100
189	OFFICE	120	100
190	OFFICE	120	100
191	OFFICE	120	100
192	OFFICE	120	100
193	OFFICE	120	100
194	OFFICE	120	100
195	OFFICE	120	100
196	OFFICE	120	100
197	OFFICE	120	100
198	OFFICE	120	100
199	OFFICE	120	100
200	OFFICE	120	100



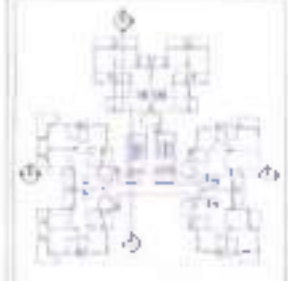
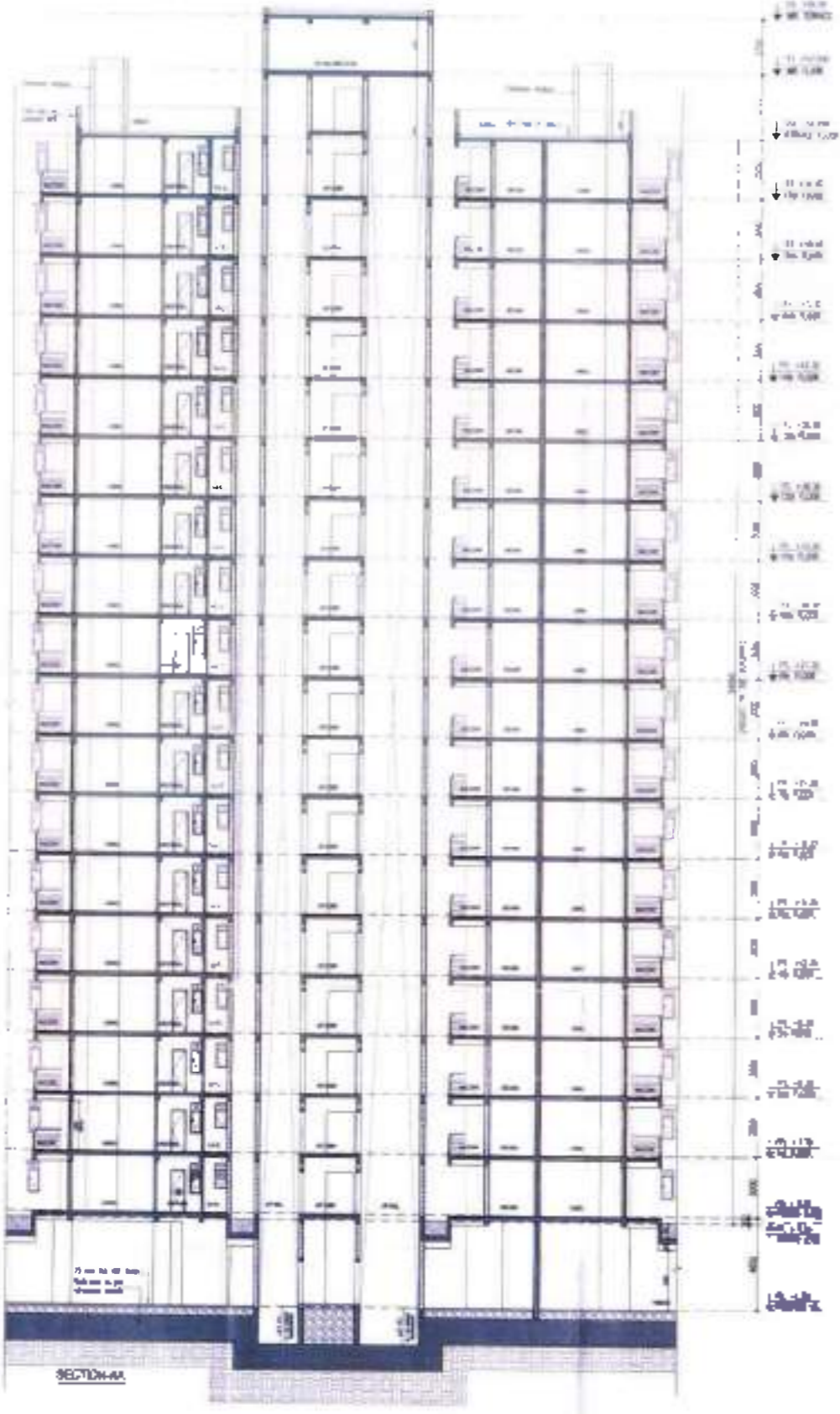
Project: [illegible]
 Location: [illegible]
 Date: [illegible]

Architect: [illegible]
 Engineer: [illegible]

RSP
 [illegible text]

MOORE'S SEA & SOLAR
 [illegible text]

Handwritten notes and signatures in blue ink at the bottom right of the drawing area.



SCHEDULE OF DOORS + WINDOWS

NO.	DESCRIPTION	QTY
1
2
3
4
5
6
7
8
9
10
11
12
13
14
15
16
17
18
19
20
21
22
23
24
25
26
27
28
29
30
31
32
33
34
35
36
37
38
39
40
41
42
43
44
45
46
47
48
49
50



DATE: ...

SCALE: ...

PROJECT: ...

PROPOSED GROUP HOUSING LOT 101, MEASURING 12.71 ACRES, FLOOR NO. 101 OF 3011 BENTON STREET, PHALING IN SECTOR 104 DESIGN BEING DEVELOPED BY M/S M&S ARCHITECTS, PVT. LTD. AND 01-401

ARCHITECT'S SEAL & SIGNATURE

RSP

REGISTERED ARCHITECT

NO. 101 OF 3011 BENTON STREET, PHALING IN SECTOR 104 DESIGN BEING DEVELOPED BY M/S M&S ARCHITECTS, PVT. LTD. AND 01-401

DATE: ...

DATE: ...	SCALE: ...	PROJECT: ...
...

DATE: ...

SCALE: ...

PROJECT: ...

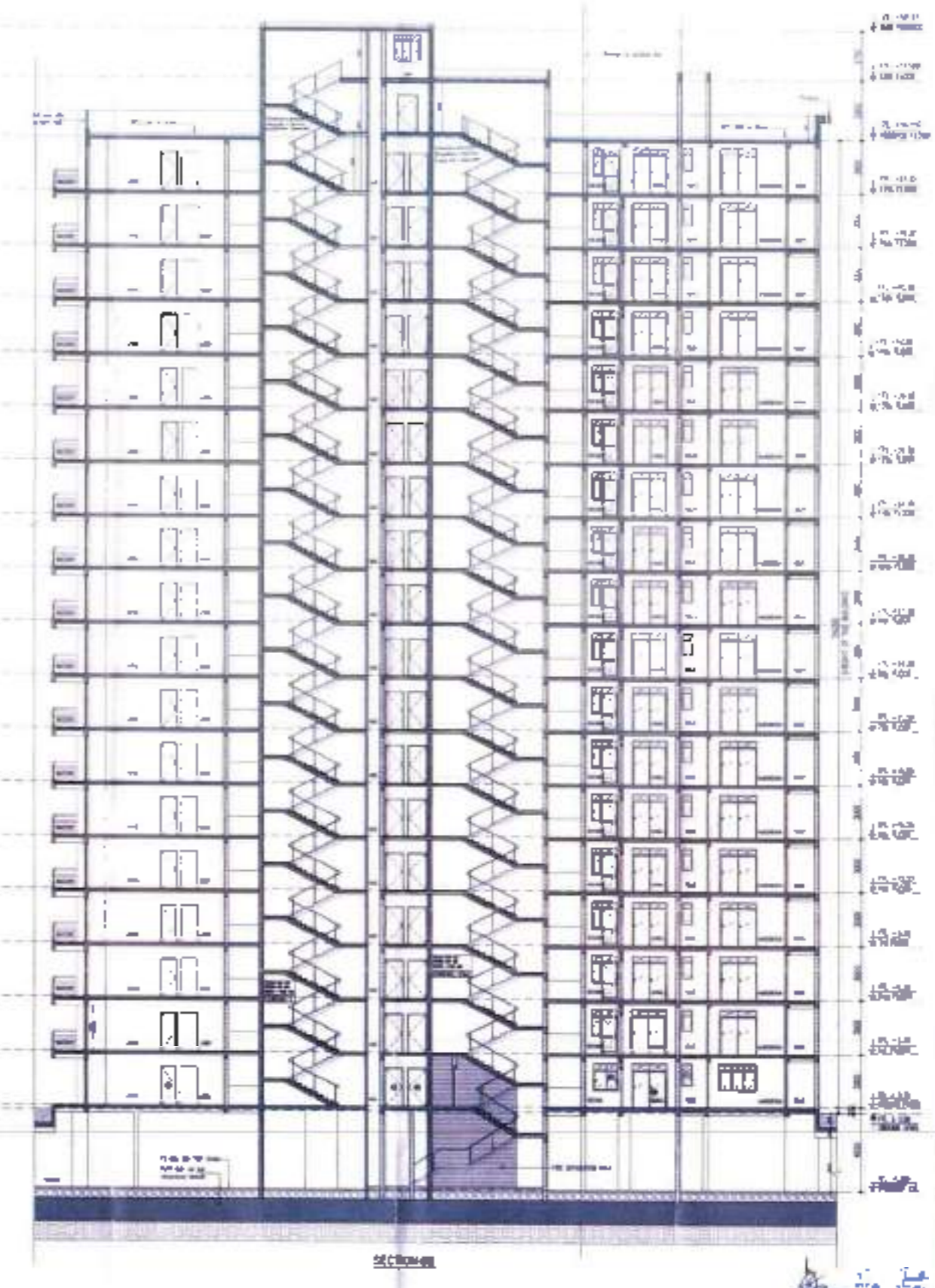



TABLE OF CONTENTS

NO.	DESCRIPTION	PAGE NO.
1	GENERAL NOTES	1
2	STRUCTURAL NOTES	2
3	MECHANICAL NOTES	3
4	ELECTRICAL NOTES	4
5	PLUMBING NOTES	5
6	PAINTING NOTES	6
7	FINISHING NOTES	7
8	SECTION-AA	8
9	SECTION-BB	9
10	FOUNDATION	10
11	ROOF PLAN	11
12	STAIR PLAN	12
13	ELEVATIONS	13
14	DETAILS	14
15	INDEX	15



DATE: _____

SCALE: _____

PROJECT: _____

PROPOSED GROUP HOUSING COLONY
 AREA MEASURING 25.43 ACRES
 (LAYOUT NO. 102 OF 2011 DATED 07.12.2011)
 FALLING IN DISTRICT-104, DARGAHOUS ROAD
 DEVELOPED BY M/S. MACK BLDG. SOL. WORKS
 PVT. LTD. AND OTHERS.

DESIGNED BY: _____

STRUCTURAL CONSULTANT: _____

MECHANICAL CONSULTANT: _____

ELECTRICAL CONSULTANT: _____

PLUMBING CONSULTANT: _____

RSP

REGISTERED ARCHITECT

PROJECT NO. _____

DATE OF ISSUE: _____


DESIGNER'S SIGNATURE: _____

PROJECT NO. _____

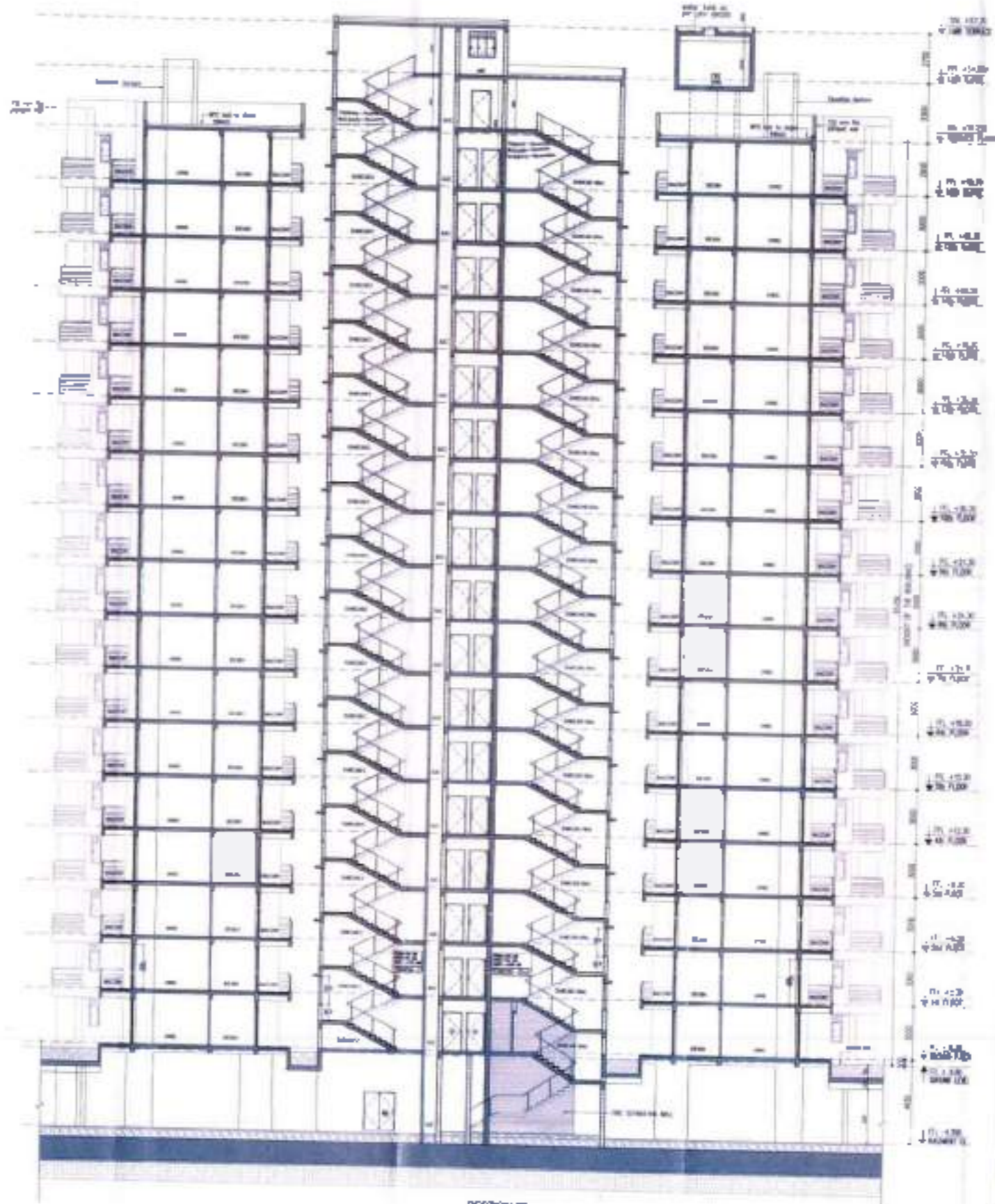
DATE OF ISSUE: _____

PROJECT NO. _____

DATE OF ISSUE: _____



SECTION AA



SECTION BB



SCHEDULE OF DOORS + WINDOWS

NO.	LOCATION	TYPE	REMARKS
1	Room 101	Door	...
2	Room 102	Door	...
3	Room 103	Door	...
4	Room 104	Door	...
5	Room 105	Door	...
6	Room 106	Door	...
7	Room 107	Door	...
8	Room 108	Door	...
9	Room 109	Door	...
10	Room 110	Door	...
11	Room 111	Door	...
12	Room 112	Door	...
13	Room 113	Door	...
14	Room 114	Door	...
15	Room 115	Door	...
16	Room 116	Door	...
17	Room 117	Door	...
18	Room 118	Door	...
19	Room 119	Door	...
20	Room 120	Door	...
21	Room 121	Door	...
22	Room 122	Door	...
23	Room 123	Door	...
24	Room 124	Door	...
25	Room 125	Door	...
26	Room 126	Door	...
27	Room 127	Door	...
28	Room 128	Door	...
29	Room 129	Door	...
30	Room 130	Door	...
31	Room 131	Door	...
32	Room 132	Door	...
33	Room 133	Door	...
34	Room 134	Door	...
35	Room 135	Door	...
36	Room 136	Door	...
37	Room 137	Door	...
38	Room 138	Door	...
39	Room 139	Door	...
40	Room 140	Door	...
41	Room 141	Door	...
42	Room 142	Door	...
43	Room 143	Door	...
44	Room 144	Door	...
45	Room 145	Door	...
46	Room 146	Door	...
47	Room 147	Door	...
48	Room 148	Door	...
49	Room 149	Door	...
50	Room 150	Door	...
51	Room 151	Door	...
52	Room 152	Door	...
53	Room 153	Door	...
54	Room 154	Door	...
55	Room 155	Door	...
56	Room 156	Door	...
57	Room 157	Door	...
58	Room 158	Door	...
59	Room 159	Door	...
60	Room 160	Door	...
61	Room 161	Door	...
62	Room 162	Door	...
63	Room 163	Door	...
64	Room 164	Door	...
65	Room 165	Door	...
66	Room 166	Door	...
67	Room 167	Door	...
68	Room 168	Door	...
69	Room 169	Door	...
70	Room 170	Door	...
71	Room 171	Door	...
72	Room 172	Door	...
73	Room 173	Door	...
74	Room 174	Door	...
75	Room 175	Door	...
76	Room 176	Door	...
77	Room 177	Door	...
78	Room 178	Door	...
79	Room 179	Door	...
80	Room 180	Door	...
81	Room 181	Door	...
82	Room 182	Door	...
83	Room 183	Door	...
84	Room 184	Door	...
85	Room 185	Door	...
86	Room 186	Door	...
87	Room 187	Door	...
88	Room 188	Door	...
89	Room 189	Door	...
90	Room 190	Door	...
91	Room 191	Door	...
92	Room 192	Door	...
93	Room 193	Door	...
94	Room 194	Door	...
95	Room 195	Door	...
96	Room 196	Door	...
97	Room 197	Door	...
98	Room 198	Door	...
99	Room 199	Door	...
100	Room 200	Door	...

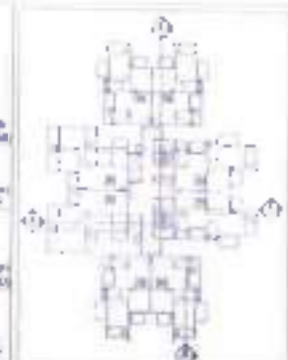
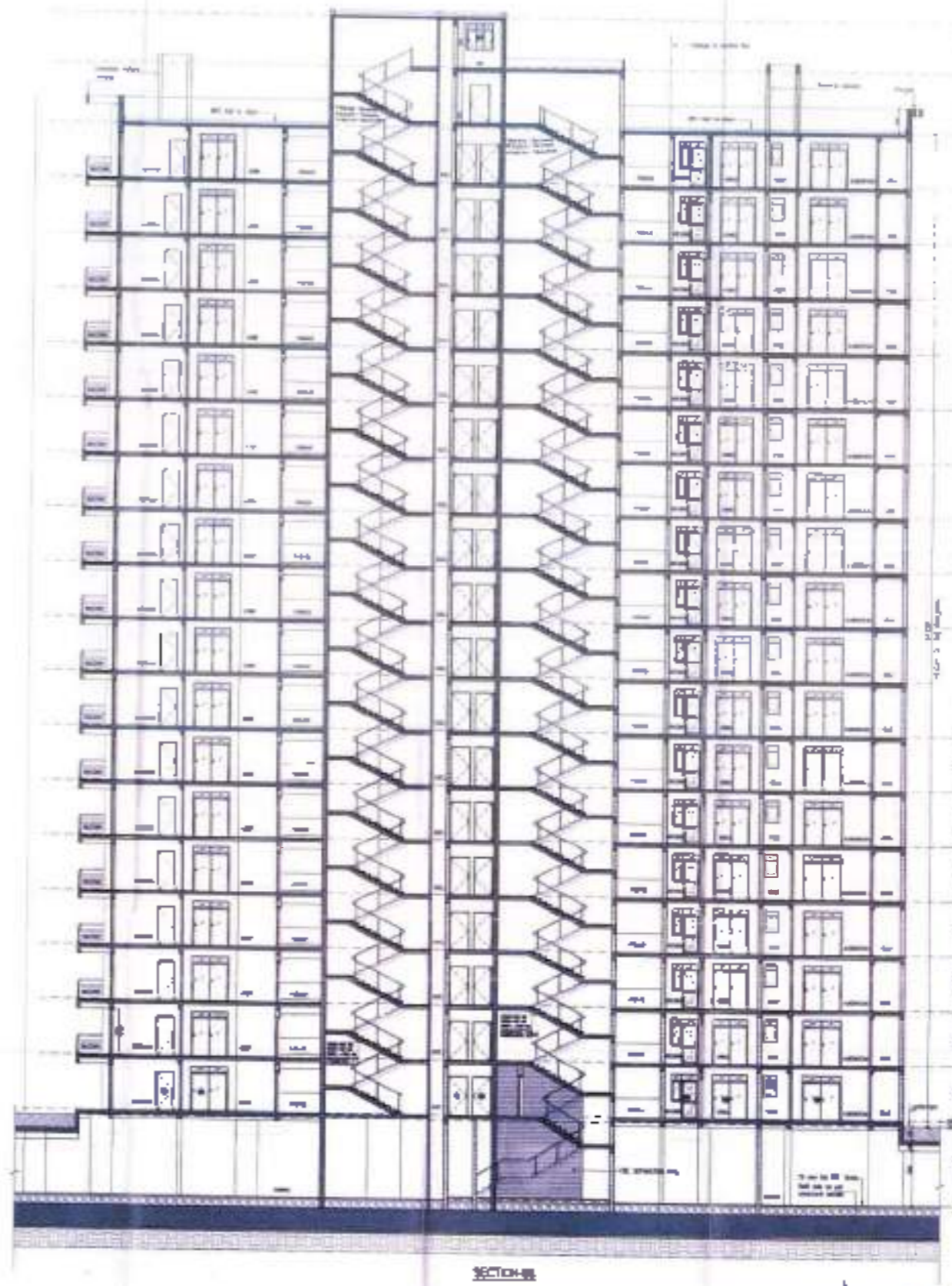



Project: ...
 PROPOSED GROUP HOUSING COLONY
 UNIT NO. 102 OF 200 UNITS
 PLANNED IN SECTION 104, CAPITAL TERRACE,
 DEVELOPED BY M/S. ...
 FOR THE ...

OWNER'S SEAL & SIGNATURE
 For the ...
 ARCHITECT'S SEAL & SIGNATURE
 RSP

APRIL 2011
 DRAWING NO. ...
 SHEET NO. ...

Handwritten notes and signatures in blue ink at the bottom right of the page.



SCHEDULE OF ROOMS + ROOMS

NO.	ROOM NO.	DESCRIPTION	AREA (SQ. M)	VOLUME (CU. M)
1	101	RECEPTION	100	1000
2	102	OFFICE	200	2000
3	103	CONFERENCE	150	1500
4	104	MEETING	100	1000
5	105	RESTROOM	50	500
6	106	STAIR	100	1000
7	107	ELEVATOR	50	500
8	108	LOBBY	300	3000
9	109	STAIR	100	1000
10	110	ELEVATOR	50	500
11	111	STAIR	100	1000
12	112	ELEVATOR	50	500
13	113	STAIR	100	1000
14	114	ELEVATOR	50	500
15	115	STAIR	100	1000
16	116	ELEVATOR	50	500
17	117	STAIR	100	1000
18	118	ELEVATOR	50	500
19	119	STAIR	100	1000
20	120	ELEVATOR	50	500
21	121	STAIR	100	1000
22	122	ELEVATOR	50	500
23	123	STAIR	100	1000
24	124	ELEVATOR	50	500
25	125	STAIR	100	1000
26	126	ELEVATOR	50	500
27	127	STAIR	100	1000
28	128	ELEVATOR	50	500
29	129	STAIR	100	1000
30	130	ELEVATOR	50	500
31	131	STAIR	100	1000
32	132	ELEVATOR	50	500
33	133	STAIR	100	1000
34	134	ELEVATOR	50	500
35	135	STAIR	100	1000
36	136	ELEVATOR	50	500
37	137	STAIR	100	1000
38	138	ELEVATOR	50	500
39	139	STAIR	100	1000
40	140	ELEVATOR	50	500
41	141	STAIR	100	1000
42	142	ELEVATOR	50	500
43	143	STAIR	100	1000
44	144	ELEVATOR	50	500
45	145	STAIR	100	1000
46	146	ELEVATOR	50	500
47	147	STAIR	100	1000
48	148	ELEVATOR	50	500
49	149	STAIR	100	1000
50	150	ELEVATOR	50	500



Project: [illegible]
 Proposed Group Housing Complex
 JICA WEASING 2,112 ACRES
 LICENSE NO. 182 OF 2011 (S/13-4717/01)
 FALLING IN SECTION 184 SURVAY 80/80
 SECURED BY S/13/184C JPO SOLUTIONS
 PLOT 170 AND 07485.

ARCHITECT & PLANNING CONSULTANTS
 RSP
 ARCHITECTS & PLANNING CONSULTANTS
 100, [illegible] STREET
 NAIROBI, KENYA
 TEL: [illegible]
 FAX: [illegible]
 WWW: [illegible]

PROJECT CONSULTANTS
 RSP
 PROJECT CONSULTANTS
 100, [illegible] STREET
 NAIROBI, KENYA
 TEL: [illegible]
 FAX: [illegible]
 WWW: [illegible]

ARCHITECT'S SEAL & SIGNATURE
 [Signature]
 ARCHITECT

DATE: 1/10/17
SCALE: 1/500
SECTION: SECTION-A

LANDSCAPE
 [Signature]
 LANDSCAPE ARCHITECT

