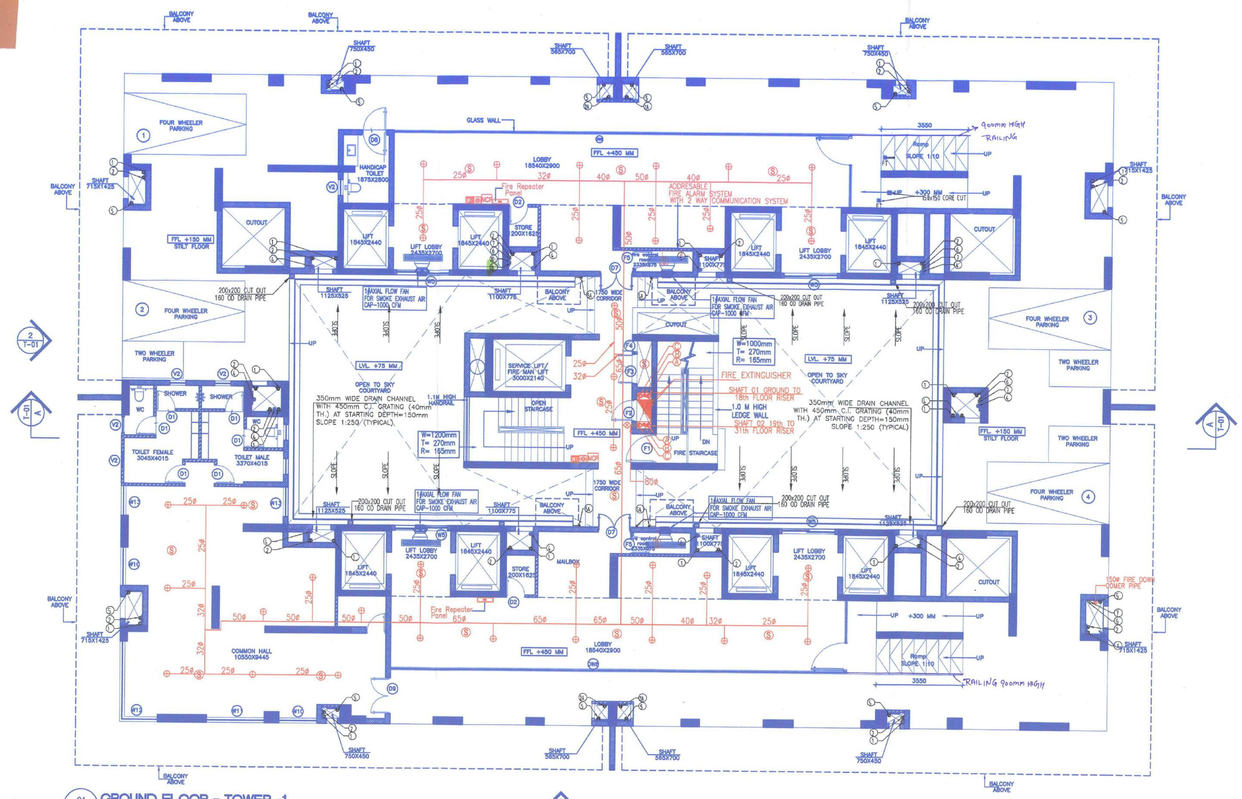

01 GROUND FLOOR - TOWER -1
SCALE 1:100

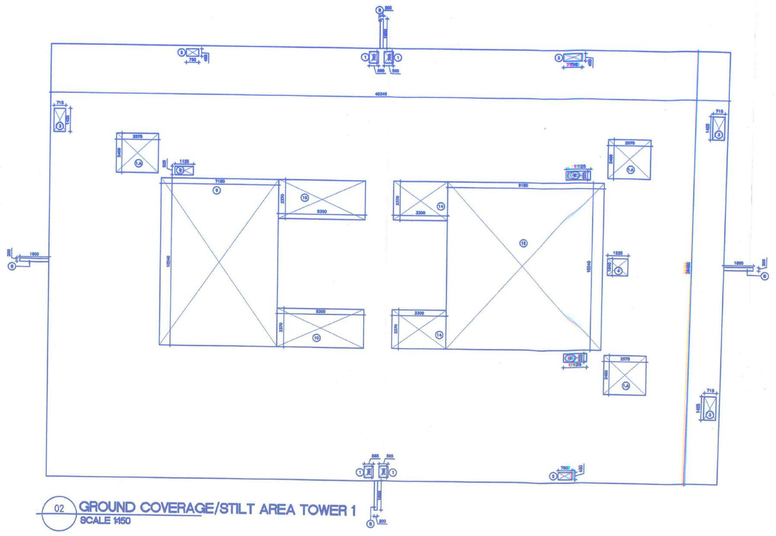

02 GROUND COVERAGE/STILT AREA TOWER 1
SCALE 1:150

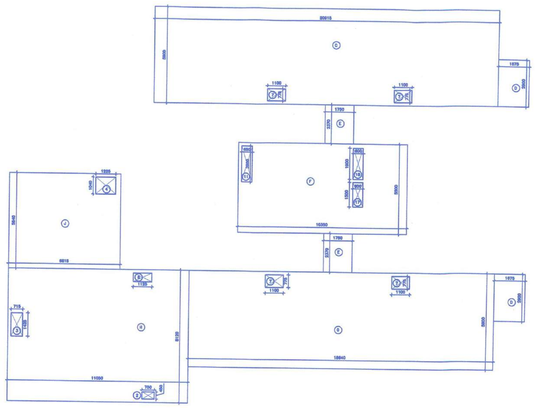

03 LOBBY AREA FAR TOWER 1
SCALE 1:150

DOOR - WINDOW SCHEDULE - TOWER 1

Type	Width	Cill	Lintel	Height	Transom
D1	800	0	2520	2520	Flush Door- Single Shutter
D2	800	0	2520	2520	Flush Door- Single Shutter
D3	2375	0	2520	2520	UPVC glazed -single shutter
D4	990	0	2520	2520	Flush Door- Single Shutter
D5	1000	0	2520	2520	Flush Door- Single Shutter
D6	1050	0	2520	2520	Flush Door- Single Shutter
D7	1350	0	2520	2520	Flush Door-Double Shutter
D8	1050	0	2520	2520	Flush Door- Single Shutter
D9	1500	0	2520	2520	Flush Door- Double Shutter
F1	1200	0	2520	2520	Fire Rated-Single Shutter
F2	900	0	2520	2520	Fire Rated-Single Shutter
F3	1300	0	2520	2520	Fire Rated-Double Shutter
F4	400	0	2520	2520	Fire Rated-Single Shutter
F5	750	0	2520	2520	Fire Rated-Single Shutter
DW1	1750	0	2520	2520	UPVC Glazed-W/ Openable Shutter
DW2	1550	0	2520	2520	UPVC Glazed-W/ Openable Shutter
DW4	1950	0	2520	2520	Flush Door-Double Shutter
DW5	2350	0	2520	2520	UPVC Glazed-W/ Sliding Shutter
DW6	2450	0	2520	2520	UPVC Glazed-W/ Sliding Shutter
DW7	2750	0	2520	2520	UPVC Glazed-W/ Sliding Shutter
DW8	1350	0	2520	2520	UPVC Glazed-W/ Openable Shutter
DW9	18040-3000	0	2520	2520	Railing- W/openable shutter
DW9	3000-18040-3000	0	2520	2520	Railing- W/openable shutter
DW10	3000-21075	0	2520	2520	Railing- W/openable shutter
DW11	3000-18000	0	2520	2520	Railing- W/openable shutter
W1	615	900	2520	2220	UPVC Glazed
W2	690	900	2520	2220	UPVC glazed-W/ Openable Shutter
W3	950	0	2520	2520	UPVC Glazed
W4	1350	900	2520	2220	UPVC Glazed
W5	2100	900	2520	2220	UPVC Glazed-W/ Sliding Shutter
W5A	2350	900	2520	2220	UPVC Glazed
W6	2450-2950	0	2520	2520	UPVC Glazed
W7	2350	900	2520	2220	UPVC Glazed-W/ Sliding Shutter
W8	690	900	2520	2220	UPVC glazed-W/ Openable Shutter
W9	1350	750	2520	1970	UPVC glazed-W/ Openable Shutter
W9	1350	750	2520	1970	UPVC glazed-W/ Openable Shutter
W10	1350	0	2520	2520	UPVC Glazed
W11	2350	0	2520	2520	UPVC Glazed
W12	3000-3000	0	2520	2520	UPVC Glazed
W13	1350	0	2520	2520	UPVC Glazed
V1	690	1200	2520	1320	UPVC glazed-W/ Openable Shutter
V2	690	1200	2520	1320	UPVC glazed-W/ Openable Shutter

AREA CALCULATION - TOWER 1

TOWER 1 Total FAR						
S.NO	Description					Area
1	FAR for Ground Floor	-	-	-	-	428.894
2	FAR for Floor 1	-	-	-	-	788.943
3	FAR for Floor 2	-	-	-	-	788.943
4	FAR for Floor 3	-	-	-	-	788.943
5	FAR for Floor 4	-	-	-	-	788.943
6	FAR for Floor 5	-	-	-	-	788.943
7	FAR for Floor 6	-	-	-	-	788.943
8	FAR for Floor 7	-	-	-	-	788.943
9	FAR for Floor 8	-	-	-	-	788.943
10	FAR for Floor 9	-	-	-	-	788.943
11	FAR for Floor 10	-	-	-	-	788.943
12	FAR for Floor 11	-	-	-	-	788.943
13	FAR for Floor 12	-	-	-	-	788.943
14	FAR for Floor 13	-	-	-	-	788.943
15	FAR for Floor 14	-	-	-	-	788.943
16	FAR for Floor 15	-	-	-	-	788.943
17	FAR for Floor 16	-	-	-	-	788.943
18	FAR for Floor 17	-	-	-	-	788.943
19	FAR for Floor 18	-	-	-	-	788.943
20	FAR for Floor 19	-	-	-	-	788.943
21	FAR for Floor 20	-	-	-	-	788.943
22	FAR for Floor 21	-	-	-	-	788.943
23	FAR for Floor 22	-	-	-	-	788.943
24	FAR for Floor 23	-	-	-	-	788.943
25	FAR for Floor 24	-	-	-	-	788.943
26	FAR for Floor 25	-	-	-	-	788.943
27	FAR for Floor 26	-	-	-	-	788.943
28	FAR for Floor 27	-	-	-	-	788.943
29	FAR for Floor 28	-	-	-	-	788.943
30	FAR for Floor 29	-	-	-	-	788.943
31	FAR for Floor 30	-	-	-	-	788.943
32	FAR for Floor 31	-	-	-	-	632.751
	Total FAR					24729.833

NON FAR AREA						
S.NO	DESCRIPTION	LENGTH	BREADTH	NO.	No. of floors	TOTAL AREA
1	B1 (1st -30th Floor)	21.570	1.800	4	30	4659.120
3	B3 (1st -30th Floor)	1.800	12.540	4	30	2708.640
4	B3 (1st -30th Floor)	1.750	1.150	4	30	241.500
5	Terrace	-	-	-	-	89.562
6	Mumty	-	-	-	-	72.995
					Total Non FAR	7771.817

AREA CALCULATION - TOWER 1

TOWER 1 3Bedroom - Ground Floor -Ground cover							
Additions 'A'							
Description	Length (mt)	Breadth (mt)	Base (mt)	Height (mt)	Area (sqm)	No. of figures	Total Area (sqm)
Area of rectangle A	40.340	26.480	-	-	1068.203	1	1068.203
Area of rectangle B	0.200	1.800	-	-	0.360	4	1.440
Total of all additions 'A'							1069.643
Deductions 'B'							
Description	Length (mt)	Breadth (mt)	Base (mt)	Height (mt)	Area (sqm)	No. of figures	Total Area (sqm)
Area of rectangle 9	7.180	10.240	-	-	73.523	1	73.523
Area of rectangle 10	5.300	2.370	-	-	12.561	2	25.122
Area of rectangle 14	3.300	2.370	-	-	7.821	2	15.642
Area of rectangle 19	9.180	10.240			94.003	1	94.003
Total of all Deductions 'B'							208.290
Total Ground Coverage for Tower 1 = (A-B)							861.353
Additions 'C' - FAR AREA							
Description	Length (mt)	Breadth (mt)	Base (mt)	Height (mt)	Area (sqm)	No. of figures	Total Area (sqm)
Area of rectangle C	20.915	5.900	-	-	123.399	1	123.399
Area of rectangle D	1.875	2.900	-	-	5.438	2	10.875
Area of rectangle E	1.750	2.370	-	-	4.148	2	8.295
Area of rectangle F	10.350	5.500	-	-	56.925	1	56.925
Area of rectangle G	18.640	5.900	-	-	109.976	1	109.976
Area of rectangle H	11.050	8.120	-	-	89.726	1	89.726
Area of rectangle J	6.815	5.840	-	-	39.800	1	39.800
Total of all Additions 'C'							438.995
Deductions 'D'							
Description	Length (mt)	Breadth (mt)	Base (mt)	Height (mt)	Area (sqm)	No. of figures	Total Area (sqm)
Area of rectangle 7	1.100	0.775	-	-	0.853	4	3.410
Area of rectangle 2	0.750	0.450	-	-	0.338	1	0.338
Area of rectangle 3	0.715	1.425	-	-	1.019	1	1.019
Area of rectangle 4	1.225	1.040	-	-	1.274	1	1.274
Area of rectangle 6	1.125	0.525	-	-	0.591	1	0.591
Area of rectangle 11	0.680	2.200	-	-	1.430	1	1.430
Area of rectangle 17	0.600	1.500	-	-	0.900	1	0.900
Area of rectangle 18	0.600	1.900	-	-	1.140	1	1.140
Total of all Deductions 'D'							10.101
Total FAR AREA = (C-D)							428.894
Shaft Deductions 'E'							
Description	Length (mt)	Breadth (mt)	Base (mt)	Height (mt)	Area (sqm)	No. of figures	Total Area (sqm)
Area of rectangle 1	0.565	0.700	-	-	0.396	4	1.582
Area of rectangle 2	0.750	0.450	-	-	0.338	3	1.013
Area of rectangle 3	0.715	1.425	-	-	1.019	3	3.057
Area of rectangle 4	1.225	1.040	-	-	1.274	1	1.274
Area of rectangle 6	1.125	0.525	-	-	0.591	3	1.772
Area of rectangle 1A	2.575	2.400	-	-	6.180	3	18.540
Total of all Deductions 'D'							27.237
Total Stilt Area for Tower 1=(A - B - C - E)							395.121

LEGEND:-

- FIRE HOSE CABINET
- 150ø HYDRANT PIPE
- 80ø DRAIN PIPE
- 150ø SPRINKLER PIPE
- PENDENT SPRINKLER
- SPRINKLER BRANCH PIPE
- SPRINKLER HEADER PIPE
- BUTTERFLY VALVE
- FLOW SWITCH
- CO^2 FIRE EXTINGUISHER
- WATER TYPE FIRE EXTINGUISHER

LEGEND

SYMB.	DESCRIPTION
D	ADDRESSABLE SMOKE DETECTOR
H	HEAT DETECTOR
T	TALK BACK UNIT
H	HOOTER CUM SPEAKER
MCP	MANUAL CALL POINT
MM	MONITOR MOUDLE
G	LPG DETECTOR

SCHEDULE OF PIPES

PIPE NO.	DESCRIPTION
1	110 OD uPVC SOIL PIPE
2	110 OD uPVC WASTE PIPE
3	75 OD uPVC ANTISYPHONAGE PIPE
4	110 OD uPVC RAIN WATER PIPE FOR TERRACE
5	110 OD uPVC BALCONY DRAIN PIPE
5A	75 OD uPVC BALCONY DRAIN PIPE
6	DOMESTIC WATER SUPPLY PIPE
7	FLUSHING WATER SUPPLY PIPE
8	HOT WATER SUPPLY PIPE
9	SOFT WATER RISER SUPPLY PIPE
9A	KITCHEN WASTE PIPE
10	DOMESTIC WATER RISER SUPPLY PIPE
11	FLUSHING WATER RISER SUPPLY PIPE
FT	FLOOR TRAP
FD	FLOOR DRAIN
——	WASTE PIPE RUNNING AT FLOOR LVL
——	PIPE RUNNING AT CEILING LVL

For Approval Stamping:

D.T.P. (HQ) Member Secretary B.P.A.C.	S.T.P. (G) Member B.P.A.C.	C.T.P. (Hr.) Chairman B.P.A.C.

AD JD GD PK ATP

NOTES:
1) ALL FIXTURE PROVIDED IN TOILETS ARE AS PER N.B.C.
2) BASEMENT WILL BE ARTIFICIALLY VENTILATED.
3) ALL SPACES (PARKING BASEMENT, SERVICES BASEMENT ETC.) WILL BE ARTIFICIALLY LIT.
4) STANDBY GENERATING CAPACITY WILL BE PROVIDED FOR THE ELECTRICAL REQUIREMENT OF THE TOTAL SCHEME. THIS THEREFORE INCLUDES STANDBY GENERATION FOR ALL COMMON SERVICES, FIRE SERVICES, LIFTS ETC. AND ALSO THE ENTIRE ELECTRICAL LOAD FOR THE VENTILATION.
5) FIRE SAFETY MEASURES AS PER NBC INCLUDES SMOKE DETECTOR , HEAT DETECTOR, SPRINKLER SPACING IN COMPLIANCE WITH CODE

Key Plan:

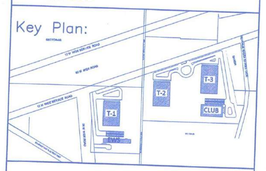

Project:

PROPOSED GROUP HOUSING SCHEME MEASURING 17.55 ACRES (LICENCE NO. 16 OF 2008) IN SECTOR-59 GURGAON MANESAR URBAN COMPLEX BEING DEVELOPED BY M/S BTVs BUILDWELL PVT. LTD. M/S ORNAMANTAL REALTORS PVT. LTD. M/S ADSON SOFTWARE PVT. LTD. C/O M/S BASE EXPORTS PVT. LTD.

Authorized Signature

STRUCTURAL CONSULTANT

Consulting MEP

Architect's Sign

BALAJI OTRA
CA / 2006 / 37814

Morphogenesis
N-85B, Panchsheel Park, New Delhi, 110017, India.
TEL: 91 11 41828070 FAX: 91 11 26490351
E Mail: studio@morphogenesis.org

Drawing Title
GROUND FLOOR PLAN TOWER-1

Checked and found ok. for Public Health Requirements Subject to comments in Memo No. SE(HQ)/14 Dt/12.2.14
Superintending Engineer (HQ) HUDA, Panchkula.

Drawing No.	North
T_01-1	
Scale	1:100, 1:150
Date	JAN '14

3