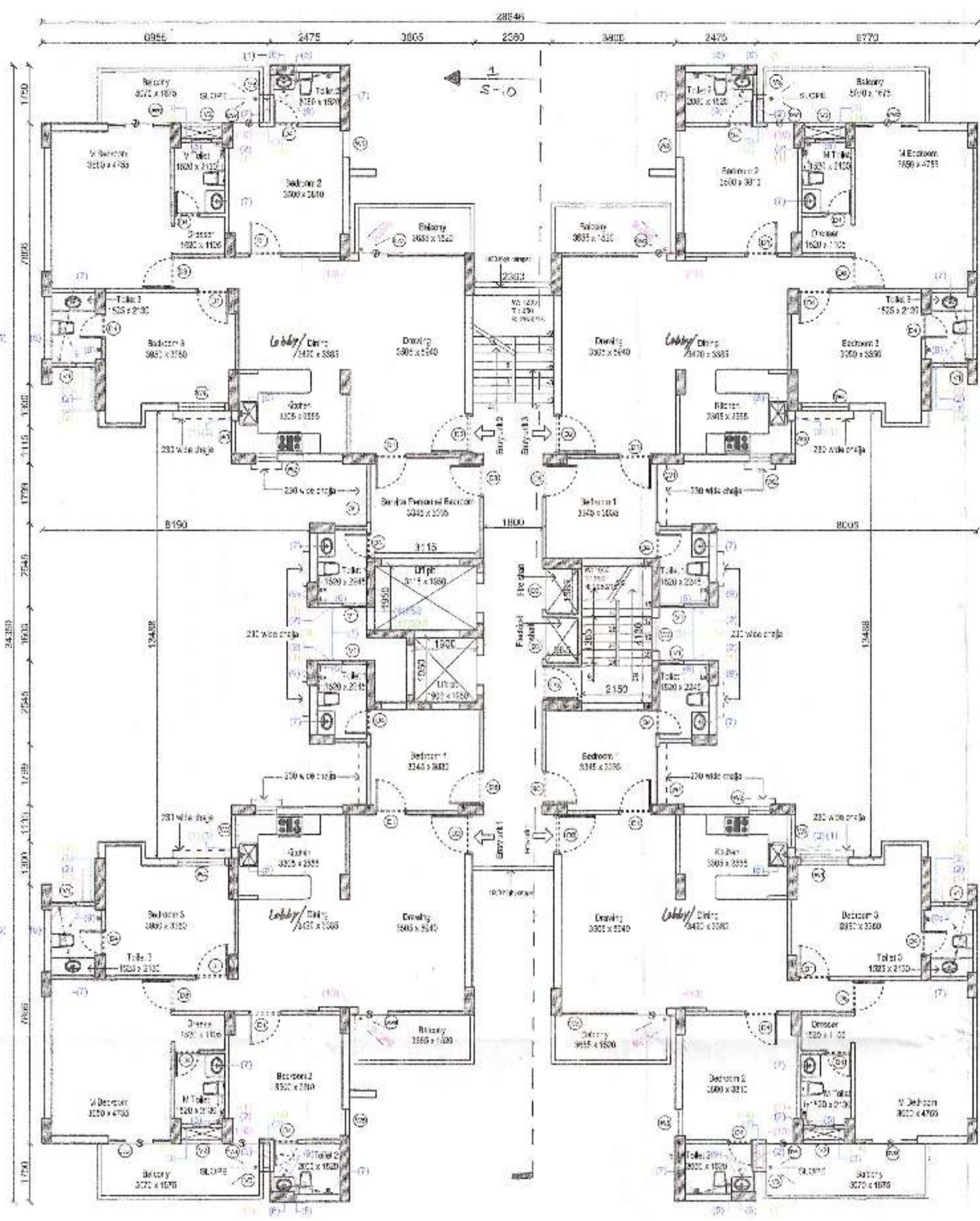
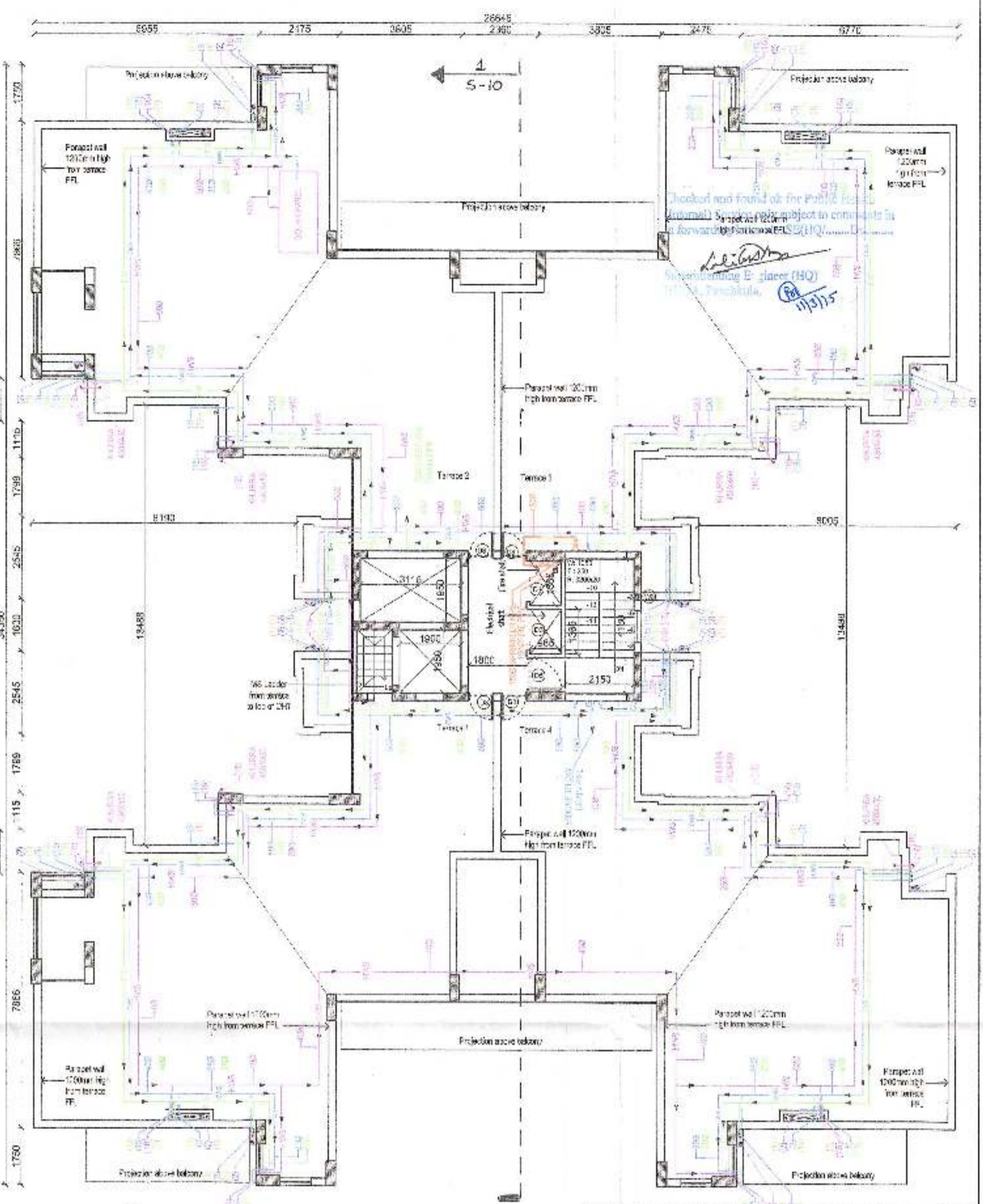


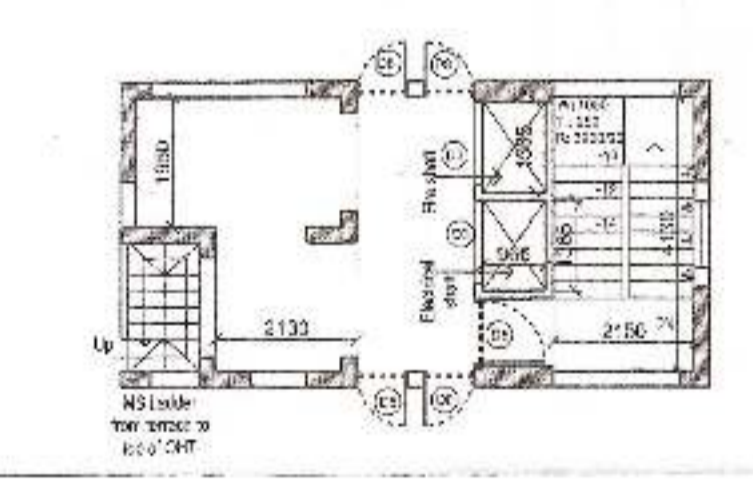
1 Ground Floor Plan  
SCALE - NTS



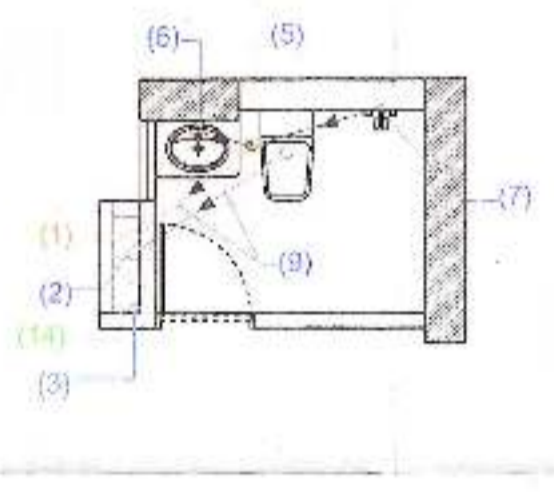
2 Typical Floor Plan (1st to 14th) FLOOR  
SCALE - NTS



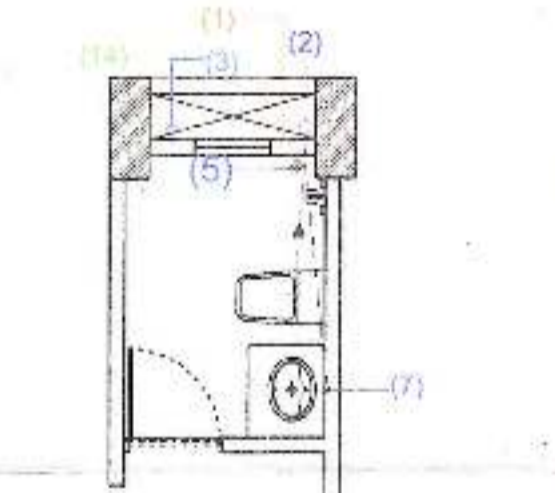
3 Terrace Plan  
SCALE - NTS



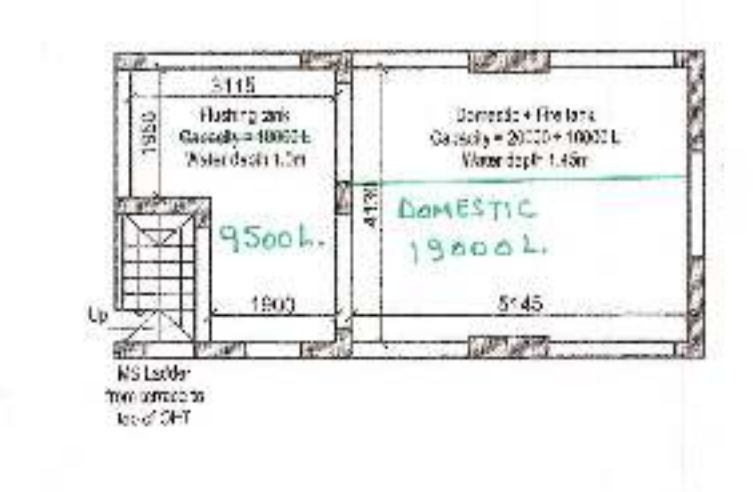
4 Mumty room lvl plan  
SCALE - NTS



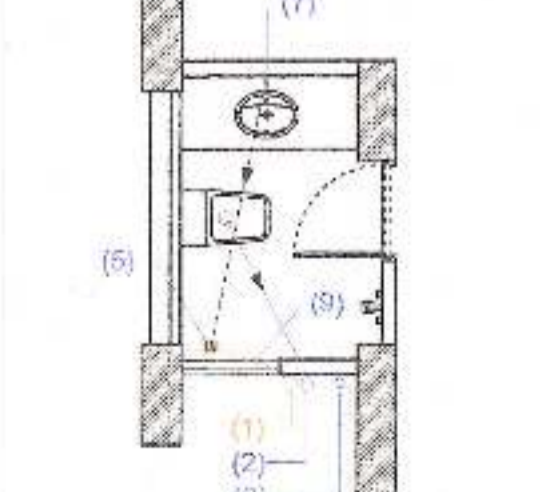
6 Toilet 2  
SCALE - NTS



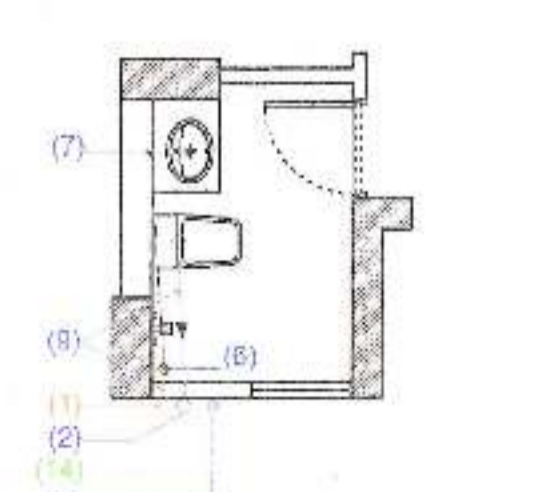
7 M Toilet  
SCALE - NTS



5 Domestic water tank lvl plan  
SCALE - NTS



6 Toilet 3  
SCALE - NTS



7 Toilet 1  
SCALE - NTS

**PLUMBING LEGEND**

- 1. HOT WATER SUPPLY PIPE
- 2. HOT WATER RETURN PIPE
- 3. COLD WATER SUPPLY PIPE
- 4. COLD WATER RETURN PIPE
- 5. FLOOR DRAIN TO KITCHEN
- 6. FLOOR DRAIN TO BATHROOM
- 7. H.C. DRAIN PIPE
- 8. H.C. DRAIN PIPE
- 9. H.C. DRAIN PIPE
- 10. H.C. DRAIN PIPE
- 11. H.C. DRAIN PIPE
- 12. H.C. DRAIN PIPE
- 13. H.C. DRAIN PIPE
- 14. H.C. DRAIN PIPE
- 15. H.C. DRAIN PIPE
- 16. H.C. DRAIN PIPE
- 17. H.C. DRAIN PIPE
- 18. H.C. DRAIN PIPE
- 19. H.C. DRAIN PIPE
- 20. H.C. DRAIN PIPE
- 21. H.C. DRAIN PIPE
- 22. H.C. DRAIN PIPE

**DOOR/WINDOW SCHEDULE**

S No.	Type	Width (mm)	Cill (mm)	Lintel (mm)	Height (mm)
1	D1	1000	+00	-2'00	2100
2	D2	1200	+00	-2'450 (BOB)	2450
3	D3	1250	-300	-2'00	1800
4	D4	750	+00	+2'00	2100
5	D5	1030	+00	-2'00	2100
6	D6	945	+00	-2'00	2100
7	D7	2300	+00	+2'450 (BOB)	2450
8	D8	1000	+00	+2'450 (BOB)	2450
9	W1	1750	+600	+2300	1700
10	W2	650	+600	+2'450 (BOB)	1650
11	W3	1000	+600	+2'450 (BOB)	1650
12	W4	1450	+600	+2'450 (BOB)	1650
13	W5	800	+800	+2'450 (BOB)	1650
14	W1	750	+1100	+2'450 (BOB)	1350
15	W2	950	+1100	+2'450 (BOB)	1350
16	W3	600	+1100	+2'450 (BOB)	1350
17	DW1	825	+00	+2'450 (BOB)	2430
18	DW2	1920	+00	+2'450 (BOB)	2430
19	DW3	3240	+00	+2'450 (BOB)	2430
20	DW4	1475	+00	+2'450 (BOB)	2430

**LEGEND**

- 1. HOT WATER SUPPLY PIPE
- 2. HOT WATER RETURN PIPE
- 3. COLD WATER SUPPLY PIPE
- 4. COLD WATER RETURN PIPE
- 5. FLOOR DRAIN TO KITCHEN
- 6. FLOOR DRAIN TO BATHROOM
- 7. H.C. DRAIN PIPE
- 8. H.C. DRAIN PIPE
- 9. H.C. DRAIN PIPE
- 10. H.C. DRAIN PIPE
- 11. H.C. DRAIN PIPE
- 12. H.C. DRAIN PIPE
- 13. H.C. DRAIN PIPE
- 14. H.C. DRAIN PIPE
- 15. H.C. DRAIN PIPE
- 16. H.C. DRAIN PIPE
- 17. H.C. DRAIN PIPE
- 18. H.C. DRAIN PIPE
- 19. H.C. DRAIN PIPE
- 20. H.C. DRAIN PIPE
- 21. H.C. DRAIN PIPE
- 22. H.C. DRAIN PIPE

**PROJECT TITLE**  
Approval of Revised Building Plan of Group Housing Colony area measuring 25.44 acres (Licence No. 78 of 2010 dated 15.10.2010) in Sector-69 & 70, Gurgaon Manesar Urban Complex being developed by Sh. Amit, Sumit and others in collaboration with M/s Tulip Infratech Pvt. Ltd.

**DRAWING TITLE**  
SUBMISSION DRAWING  
CLUSTER TYPE - A  
BLOCK - A3  
PLANS

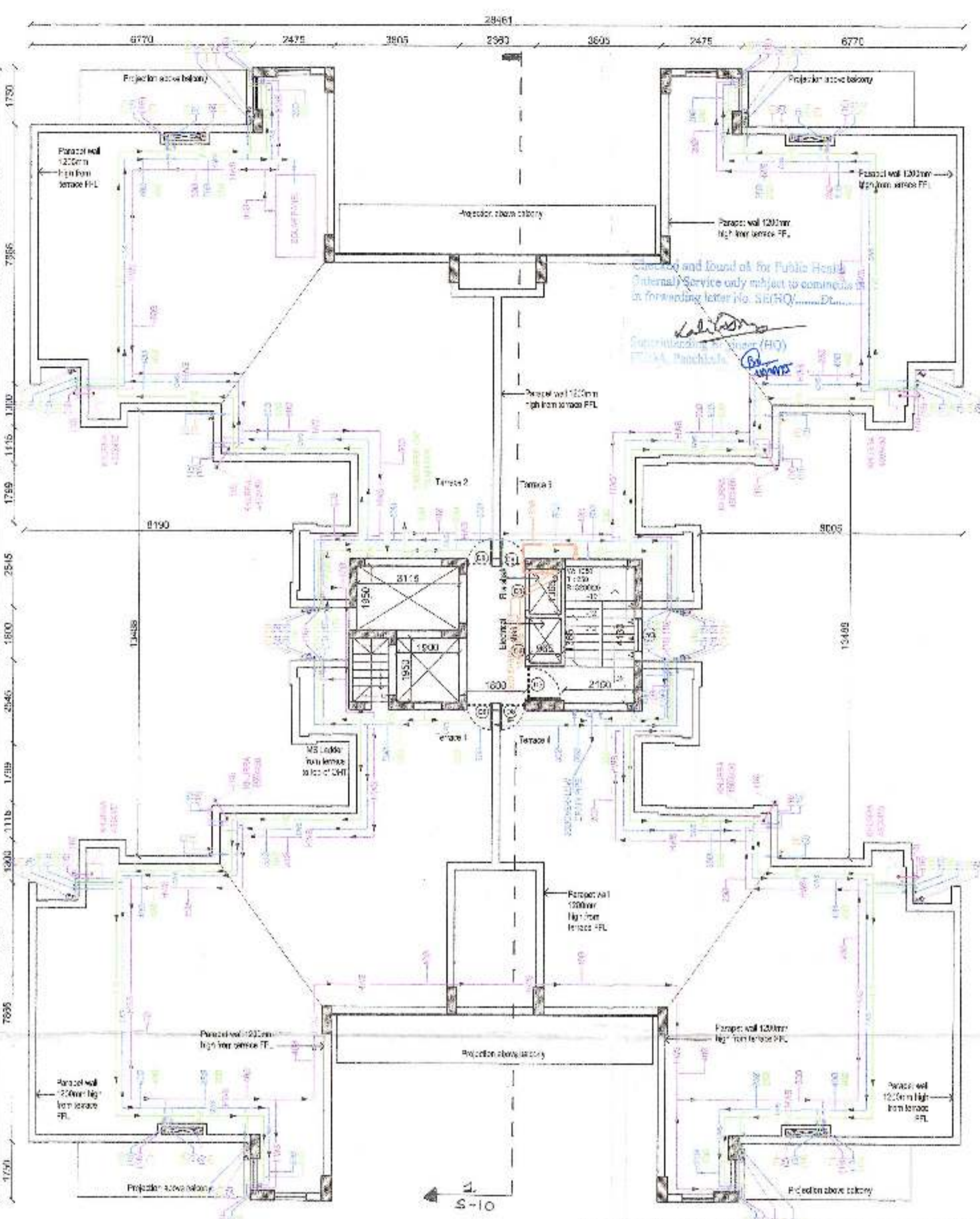
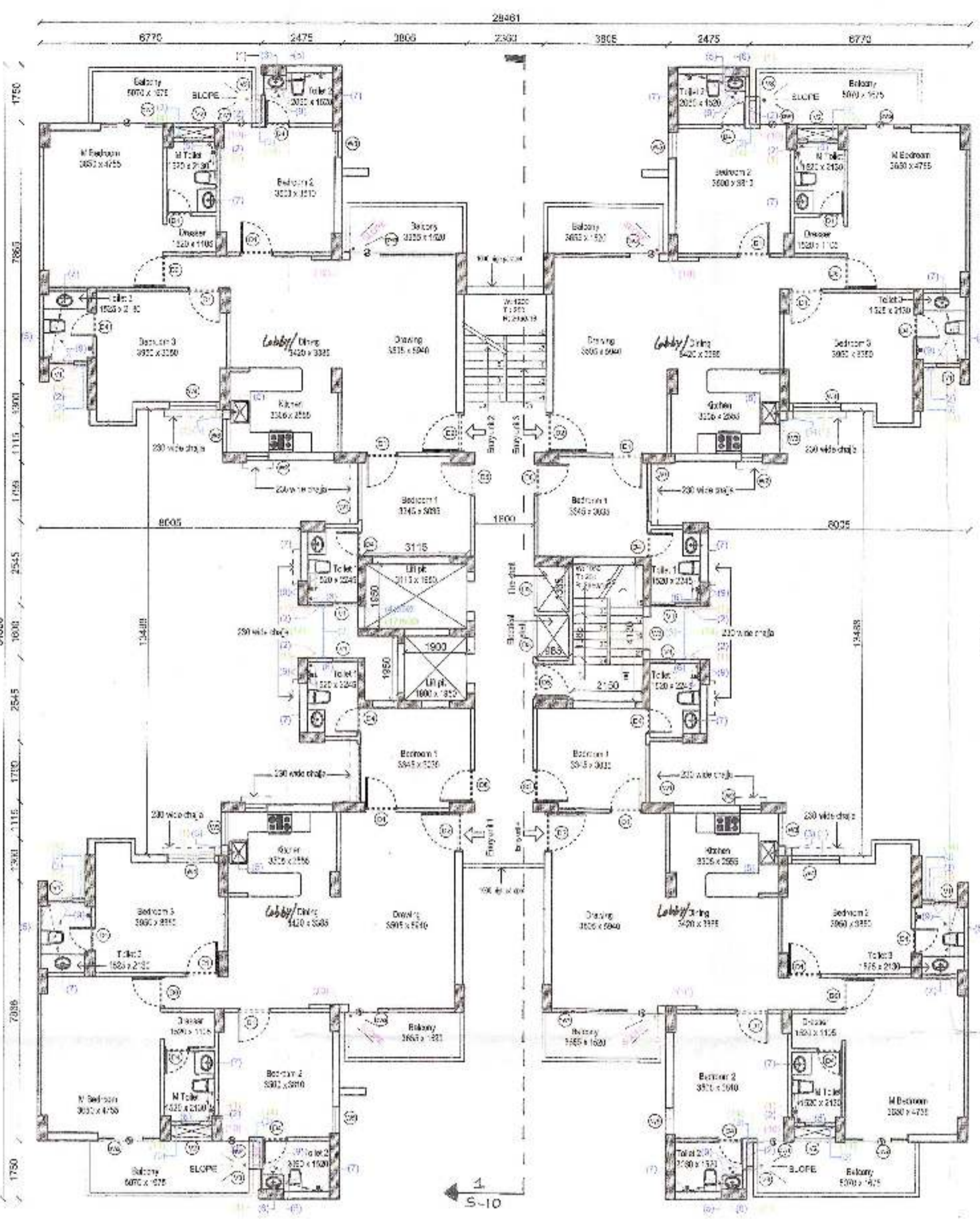
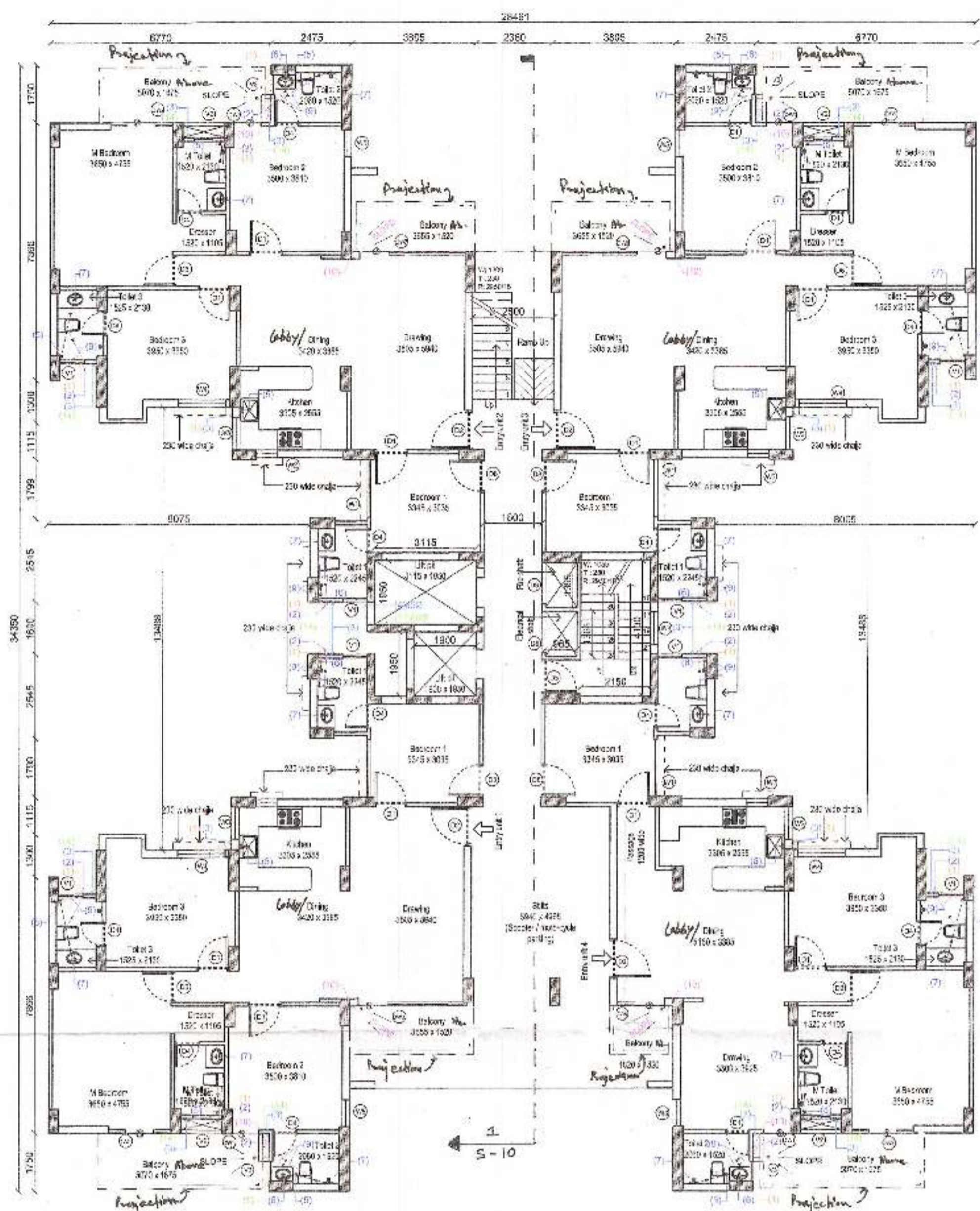
**OWNER'S SIGNATURE**  
FOR TULIP INFRA TECH PVT. LTD.  
*[Signature]*  
AUTHORISED SIGNATORY

**ARCHITECT'S SIGNATURE**  
*[Signature]*  
[APOORV SINGH]  
CA/2008/42704

**ARCHITECTS**  
Design Cosmos  
Architects & Interior Design Consultants  
29-F, Ward No. 1, Mehrauli, ND-110030  
Email : studio.designcosmos@gmail.com  
Contact : 011-45563576

**DATE** OCT 2014 **DWG. NO.**  
**SCALE** NTS  
**DEALT** AS **S - 03**  
**CHECKED** MA

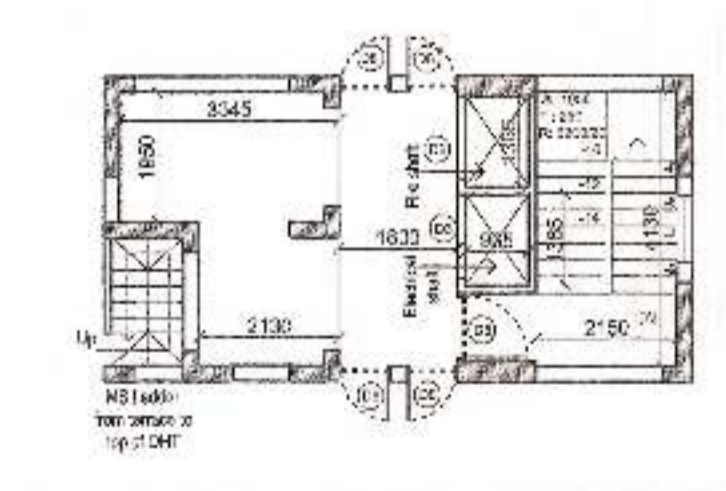
O.T.P. (HO)  
Member Secretary  
B.P.C.  
S.T.P. (G)  
Member  
B.P.C.  
C.T.P. (Hr)  
Chairman  
B.P.C.



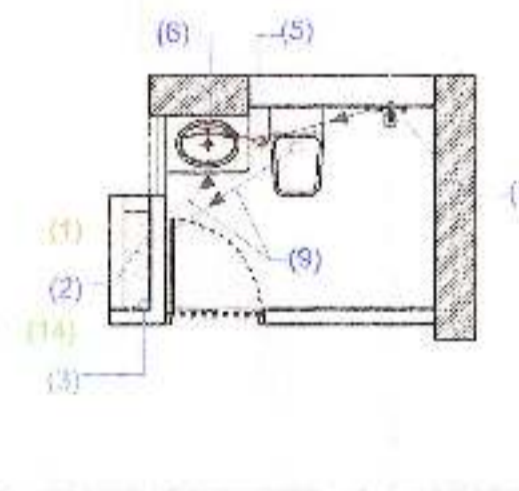
1 Ground Floor Plan  
SCALE - NTS

2 Typical Floor Plan (1st to 14th) FLOOR  
SCALE - NTS

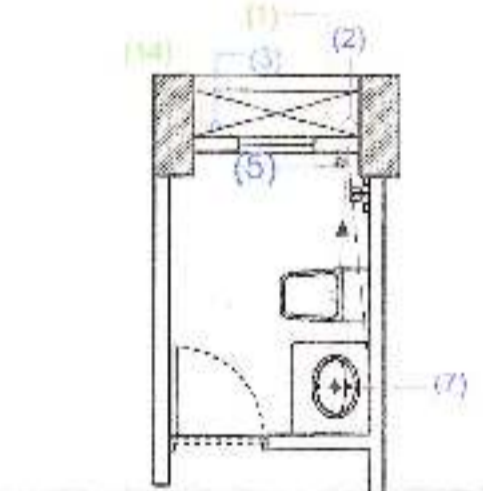
3 Terrace Plan  
SCALE - NTS



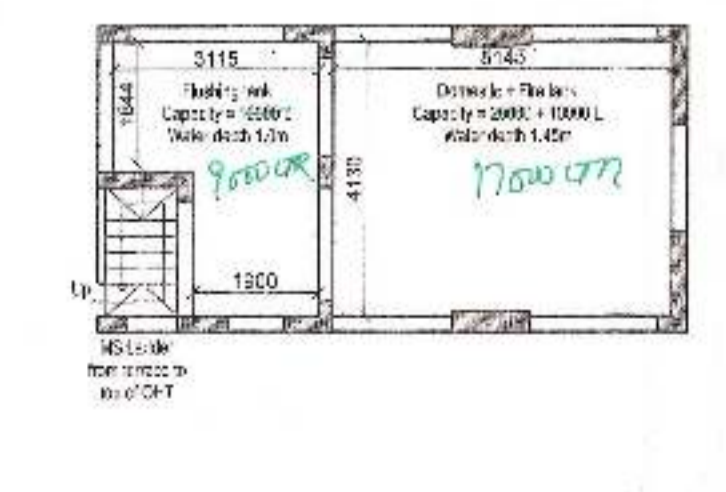
4 Mumty room lvl plan  
SCALE - NTS



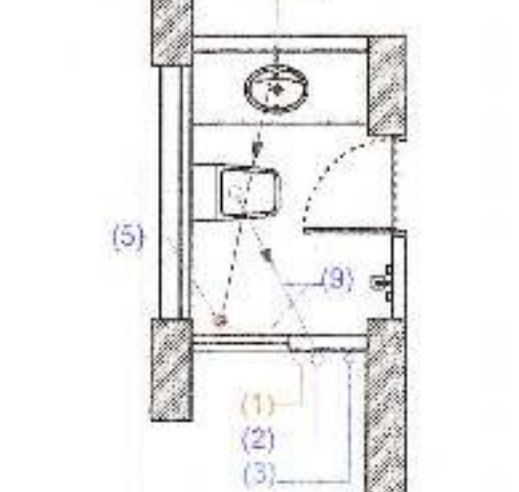
8 Toilet 2  
SCALE - NTS



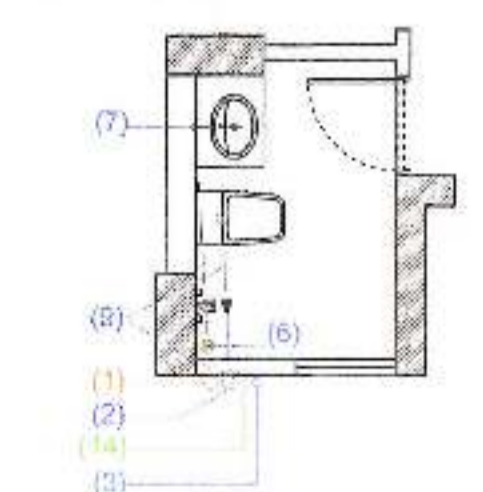
7 M Toilet  
SCALE - NTS



5 Domestic water tank lvl plan  
SCALE - NTS



6 Toilet 3  
SCALE - NTS



7 Toilet 1  
SCALE - NTS

**P.LINGING LEGEND -**

- 1. G.O. SOL. & VENT. PIPE
- 2. G.O. SOL. PIPE TO FLOOR
- 3. DOWN-SHIFT DOWN
- 4. FLOOR DRAIN W/SHIM
- 5. G.O. DRAIN PIPE
- 6. G.O. DRAIN PIPE
- 7. G.O. PIPE
- 8. H.O. & VENT. PIPE
- 9. DRAIN CONNECTION

**DOOR/WINDOW SCHEDULE**

S No.	Type	Width (mm)	Gill (mm)	Lintel (mm)	Height (mm)
1	D1	1000	±00	+2100	2100
2	D2	1200	±00	+2400 (BOB)	2450
3	D3	1260	+800	+2100	1800
4	D4	750	±00	+2100	2100
5	D5	1030	±00	+2100	2100
6	D6	945	±00	+2100	2100
7	D7	2380	±00	+2450 (BOB)	2450
8	D8	1000	±00	+2450 (BOB)	2450
9	W1	1790	+800	+2300	1700
10	W2	850	+800	+2450 (BOB)	1550
11	W3	1000	+800	+2450 (BOB)	1550
12	W4	1450	+800	+2450 (BOB)	1630
13	W5	800	+800	+2450 (BOB)	1630
14	W1	750	+1100	+2450 (BOB)	1330
16	W2	850	+1100	+2450 (BOB)	1330
18	W3	800	+1100	+2450 (BOB)	1380
17	DW1	825	±00	+2450 (BOB)	2450
18	DW2	1920	±00	+2450 (BOB)	2450
19	DW3	3240	±00	+2450 (BOB)	2450
20	DW4	1475	±00	+2450 (BOB)	2450

**LEGEND**

- 1. G.O. SOL. WATER SUPPLY PIPE
- 2. H.O. SOL. WATER SUPPLY PIPE
- 3. G.O. SOL. WATER SUPPLY PIPE
- 4. H.O. SOL. WATER SUPPLY PIPE
- 5. ISOLATION VALVE
- 6. TRAP

**PROJECT TITLE**  
Approval of Revised Building Plan of Group Housing Colony area measuring 25.44 acres (Licence No. 78 of 2010 dated 15.10.2010) in Sector-69 & 70, Gurgaon Manesar Urban Complex being developed by Sh. Amit, Sumit and others in collaboration with M/s Tulip Infratech Pvt. Ltd.

**DRAWING TITLE**  
SUBMISSION DRAWING  
CLUSTER TYPE - A  
BLOCK - A4, A5, A6, A11, A12  
PLANS

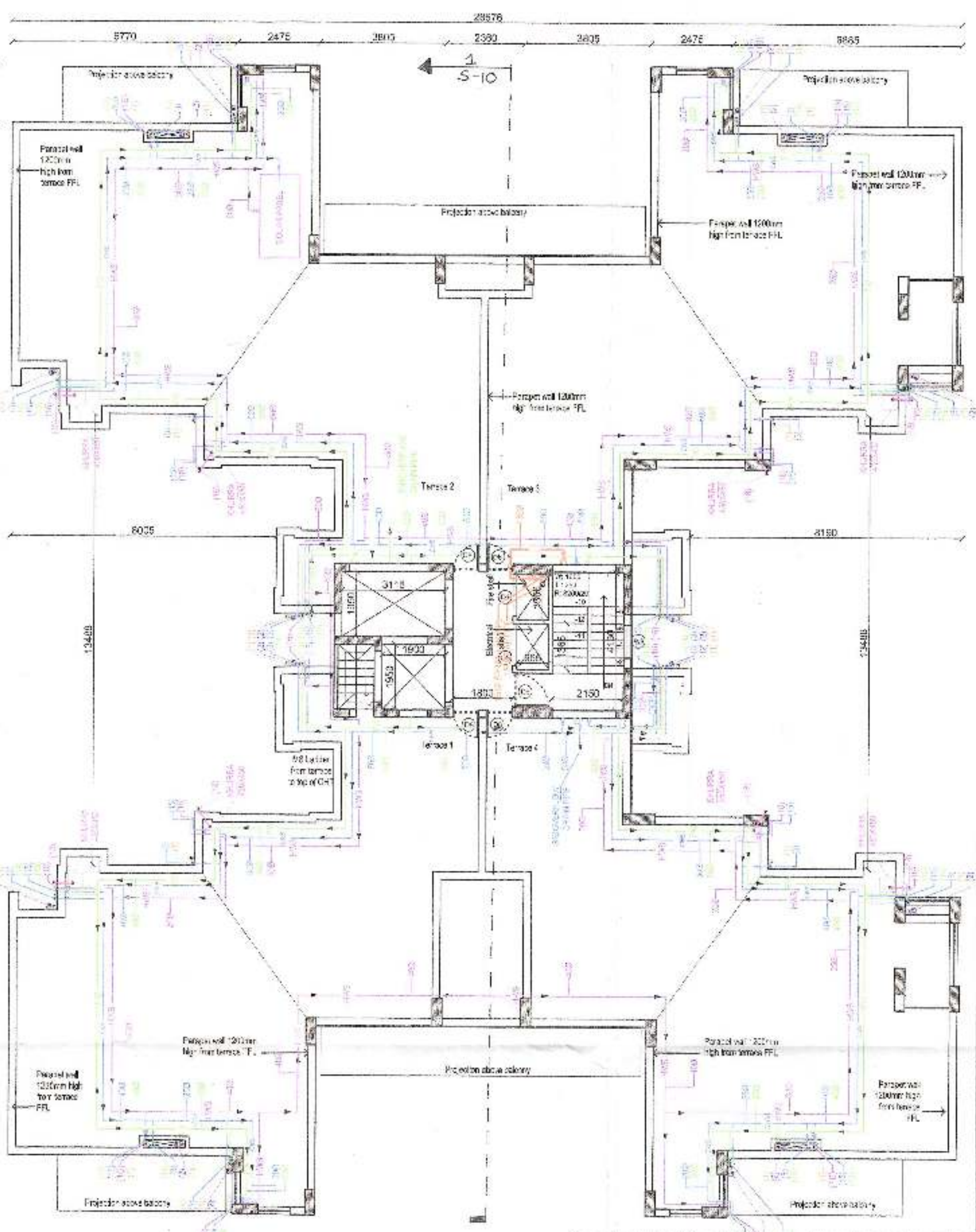
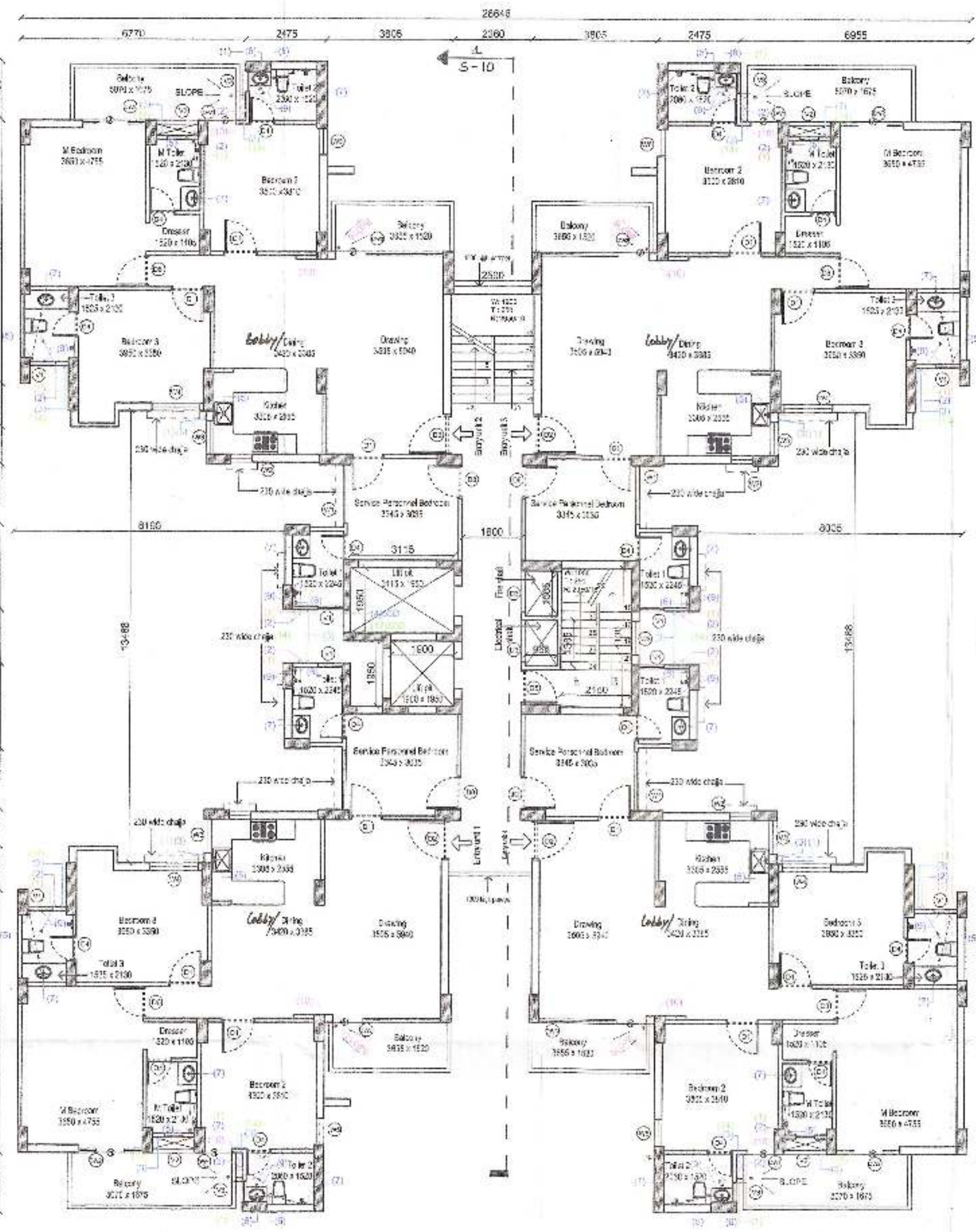
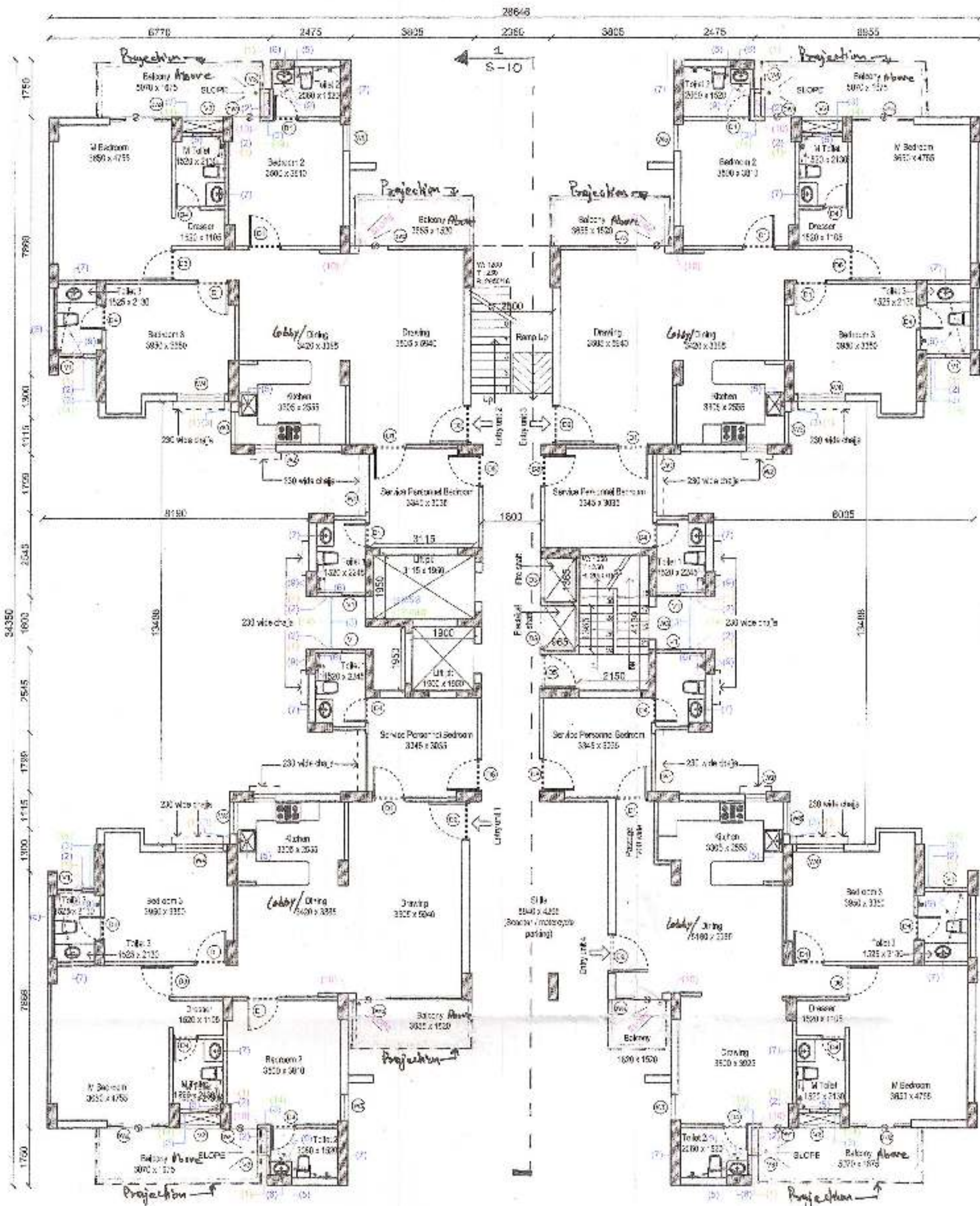
**OWNER'S SIGNATURE**  
For TULIP INFRA TECH PVT. LTD.  
*(Signature)*  
AUTHORISED SIGNATORY

**ARCHITECT'S SIGNATURE**  
*(Signature)*  
APOORV SINGH  
CA/2008/42704

**ARCHITECTS**  
Design Cosmos  
Architects & Interior Design Consultants  
29-F, Ward No. 1, Mehrauli, ND-110030  
Email : studio.designcosmos@gmail.com  
Contact : 011-49563878

**DATE** OCT 2014 **DWG. NO.**  
**SCALE** NTS  
**DEALT** AS **S - 05**  
**CHECKED** MA

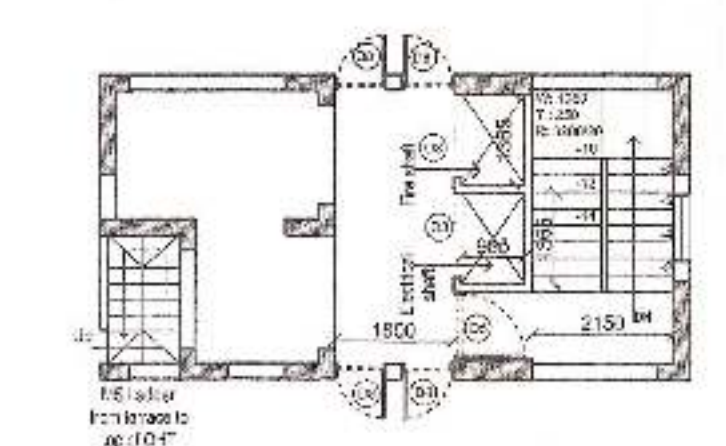
*(Signatures)*  
D.T.P. (HQ) Member Secretary B.P.C.  
S.T.P. (G) Member B.P.C.  
C.T.P. (H) Chairman B.P.C.  
AD  
D.D. DEVI KUMAR  
D.D. DEVI KUMAR  
A.T.P. Member



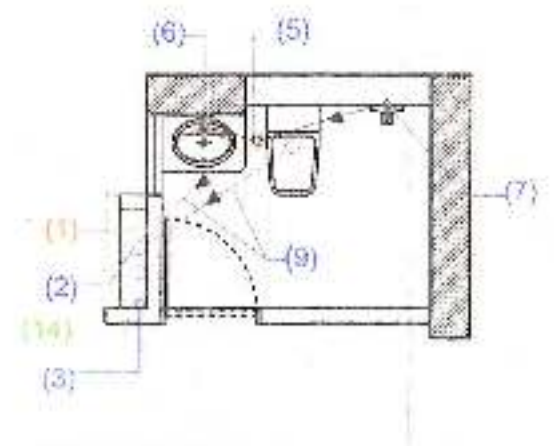
1 Ground Floor Plan  
SCALE - NTS

2 Typical Floor Plan (1st to 14th) floor  
SCALE - NTS

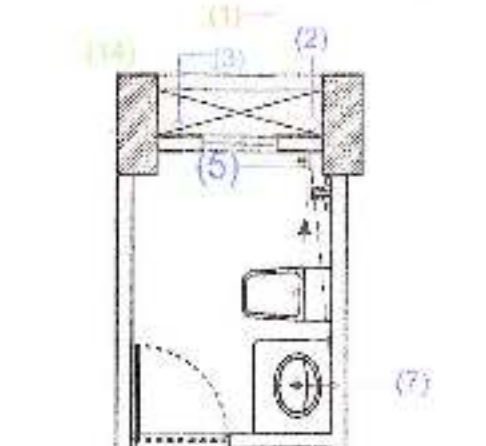
3 Terrace Plan  
SCALE - NTS



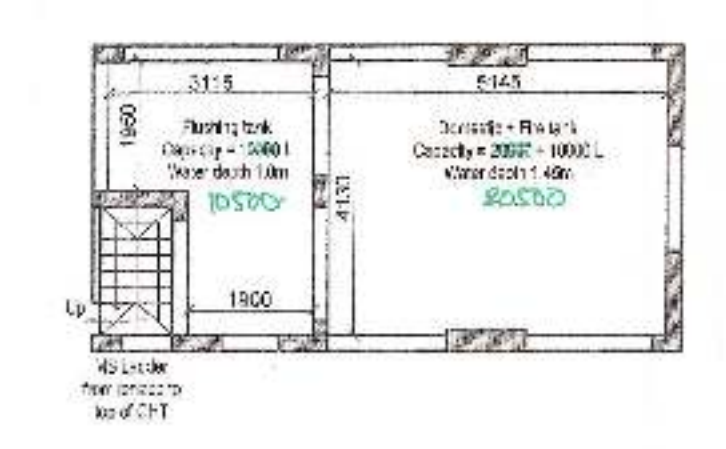
4 Mumty room lvl plan  
SCALE - NTS



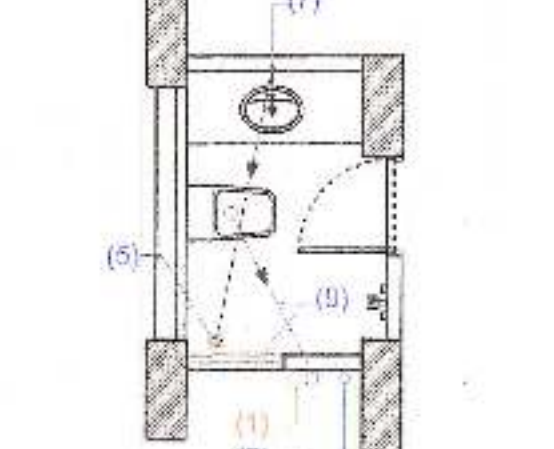
6 Toilet 2  
SCALE - NTS



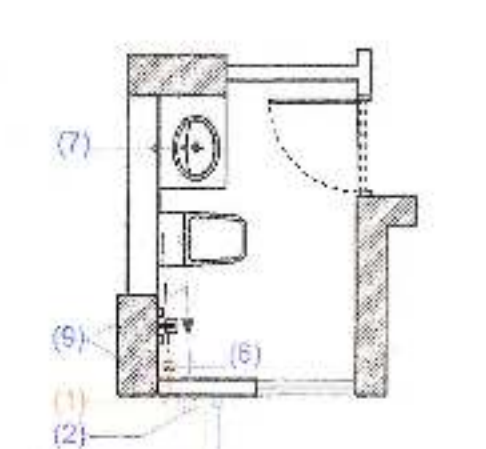
7 M Toilet  
SCALE - NTS



5 Domestic water tank lvl plan  
SCALE - NTS



6 Toilet 3  
SCALE - NTS



7 Toilet 1  
SCALE - NTS

**PLUMBING LEGEND-**

- 1. 1/2" C.D. WATER SUPPLY PIPE
- 2. 1/2" C.D. WATER SUPPLY PIPE
- 3. 1/2" C.D. WATER SUPPLY PIPE
- 4. 1/2" C.D. WATER SUPPLY PIPE
- 5. FLOOR DRAIN HOOD/30x30
- 6. 1/2" C.D. DRAIN PIPE
- 7. 1/2" C.D. DRAIN PIPE
- 8. 1/2" C.D. DRAIN PIPE
- 9. 1/2" C.D. DRAIN PIPE
- 10. 1/2" C.D. DRAIN PIPE
- 11. 1/2" C.D. DRAIN PIPE
- 12. 1/2" C.D. DRAIN PIPE
- 13. 1/2" C.D. DRAIN PIPE
- 14. 1/2" C.D. DRAIN PIPE
- 15. 1/2" C.D. DRAIN PIPE
- 16. 1/2" C.D. DRAIN PIPE
- 17. 1/2" C.D. DRAIN PIPE
- 18. 1/2" C.D. DRAIN PIPE
- 19. 1/2" C.D. DRAIN PIPE
- 20. 1/2" C.D. DRAIN PIPE
- 21. 1/2" C.D. DRAIN PIPE
- 22. 1/2" C.D. DRAIN PIPE
- 23. 1/2" C.D. DRAIN PIPE
- 24. 1/2" C.D. DRAIN PIPE
- 25. 1/2" C.D. DRAIN PIPE
- 26. 1/2" C.D. DRAIN PIPE
- 27. 1/2" C.D. DRAIN PIPE
- 28. 1/2" C.D. DRAIN PIPE
- 29. 1/2" C.D. DRAIN PIPE
- 30. 1/2" C.D. DRAIN PIPE
- 31. 1/2" C.D. DRAIN PIPE
- 32. 1/2" C.D. DRAIN PIPE
- 33. 1/2" C.D. DRAIN PIPE
- 34. 1/2" C.D. DRAIN PIPE
- 35. 1/2" C.D. DRAIN PIPE
- 36. 1/2" C.D. DRAIN PIPE
- 37. 1/2" C.D. DRAIN PIPE
- 38. 1/2" C.D. DRAIN PIPE
- 39. 1/2" C.D. DRAIN PIPE
- 40. 1/2" C.D. DRAIN PIPE
- 41. 1/2" C.D. DRAIN PIPE
- 42. 1/2" C.D. DRAIN PIPE
- 43. 1/2" C.D. DRAIN PIPE
- 44. 1/2" C.D. DRAIN PIPE
- 45. 1/2" C.D. DRAIN PIPE
- 46. 1/2" C.D. DRAIN PIPE
- 47. 1/2" C.D. DRAIN PIPE
- 48. 1/2" C.D. DRAIN PIPE
- 49. 1/2" C.D. DRAIN PIPE
- 50. 1/2" C.D. DRAIN PIPE

**DOOR/WINDOW SCHEDULE**

S No.	Type	Width (mm)	Cill (mm)	Lintel (mm)	Height (mm)
1	D1	1000	±00	+2100	2100
2	D2	1200	±00	+2450 (BOB)	2450
3	D3	1250	±00	+2100	1600
4	D4	750	±00	+2100	2100
5	D5	1030	±00	+2100	2100
6	D6	945	±00	+2100	2100
7	D7	2350	±00	-2450 (BOB)	2450
8	D8	1000	±00	-2450 (BOB)	2450
9	W1	1750	+800	-7300	1700
10	W2	650	+900	+2450 (BOB)	1550
11	W3	1000	+600	+2450 (BOB)	1550
12	W4	1450	+600	+2450 (BOB)	1650
13	W5	800	+900	+2450 (BOB)	1650
14	W1	750	+1100	+2450 (BOB)	1350
15	W2	550	+1100	+2450 (BOB)	1350
16	W3	600	+1100	-2450 (BOB)	1350
17	DW1	825	±00	-2450 (BOB)	2450
18	DW2	1600	±00	-2450 (BOB)	2450
19	DW3	3240	±00	+2450 (BOB)	2450
20	DW4	1475	±00	+2450 (BOB)	2450

**LEGEND**

- 1. 1/2" C.D. WATER SUPPLY PIPE
- 2. 1/2" C.D. WATER SUPPLY PIPE
- 3. 1/2" C.D. WATER SUPPLY PIPE
- 4. 1/2" C.D. WATER SUPPLY PIPE
- 5. 1/2" C.D. WATER SUPPLY PIPE
- 6. 1/2" C.D. WATER SUPPLY PIPE
- 7. 1/2" C.D. WATER SUPPLY PIPE
- 8. 1/2" C.D. WATER SUPPLY PIPE
- 9. 1/2" C.D. WATER SUPPLY PIPE
- 10. 1/2" C.D. WATER SUPPLY PIPE
- 11. 1/2" C.D. WATER SUPPLY PIPE
- 12. 1/2" C.D. WATER SUPPLY PIPE
- 13. 1/2" C.D. WATER SUPPLY PIPE
- 14. 1/2" C.D. WATER SUPPLY PIPE
- 15. 1/2" C.D. WATER SUPPLY PIPE
- 16. 1/2" C.D. WATER SUPPLY PIPE
- 17. 1/2" C.D. WATER SUPPLY PIPE
- 18. 1/2" C.D. WATER SUPPLY PIPE
- 19. 1/2" C.D. WATER SUPPLY PIPE
- 20. 1/2" C.D. WATER SUPPLY PIPE
- 21. 1/2" C.D. WATER SUPPLY PIPE
- 22. 1/2" C.D. WATER SUPPLY PIPE
- 23. 1/2" C.D. WATER SUPPLY PIPE
- 24. 1/2" C.D. WATER SUPPLY PIPE
- 25. 1/2" C.D. WATER SUPPLY PIPE
- 26. 1/2" C.D. WATER SUPPLY PIPE
- 27. 1/2" C.D. WATER SUPPLY PIPE
- 28. 1/2" C.D. WATER SUPPLY PIPE
- 29. 1/2" C.D. WATER SUPPLY PIPE
- 30. 1/2" C.D. WATER SUPPLY PIPE
- 31. 1/2" C.D. WATER SUPPLY PIPE
- 32. 1/2" C.D. WATER SUPPLY PIPE
- 33. 1/2" C.D. WATER SUPPLY PIPE
- 34. 1/2" C.D. WATER SUPPLY PIPE
- 35. 1/2" C.D. WATER SUPPLY PIPE
- 36. 1/2" C.D. WATER SUPPLY PIPE
- 37. 1/2" C.D. WATER SUPPLY PIPE
- 38. 1/2" C.D. WATER SUPPLY PIPE
- 39. 1/2" C.D. WATER SUPPLY PIPE
- 40. 1/2" C.D. WATER SUPPLY PIPE
- 41. 1/2" C.D. WATER SUPPLY PIPE
- 42. 1/2" C.D. WATER SUPPLY PIPE
- 43. 1/2" C.D. WATER SUPPLY PIPE
- 44. 1/2" C.D. WATER SUPPLY PIPE
- 45. 1/2" C.D. WATER SUPPLY PIPE
- 46. 1/2" C.D. WATER SUPPLY PIPE
- 47. 1/2" C.D. WATER SUPPLY PIPE
- 48. 1/2" C.D. WATER SUPPLY PIPE
- 49. 1/2" C.D. WATER SUPPLY PIPE
- 50. 1/2" C.D. WATER SUPPLY PIPE

**PROJECT TITLE**  
**Approval of Revised Building Plan of Group Housing Colony area measuring 25.44 acres (Licence No. 78 of 2010 dated 15.10.2010) in Sector-69 & 70, Gurgaon Manesar Urban Complex being developed by Sh. Amit, Sumit and others in collaboration with M/s Tulip Infratech Pvt. Ltd.**

**DRAWING TITLE**  
**SUBMISSION DRAWING CLUSTER TYPE - A BLOCK -A7, A14 PLANS**

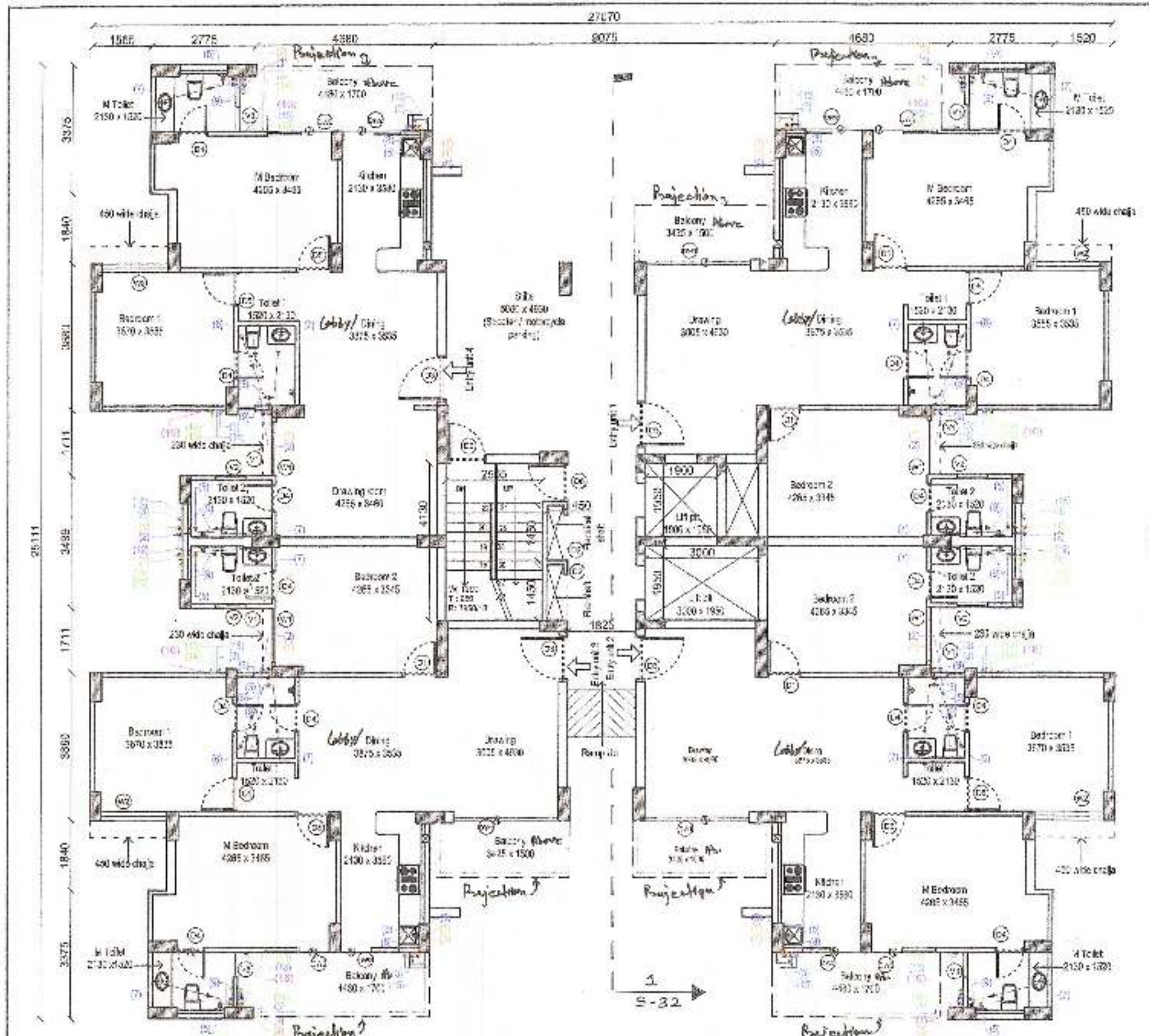
**OWNER'S SIGNATURE**  
 For TULIP INFRA TECH PVT. LTD.  
 AUTHORIZED SIGNATORY

**ARCHITECT'S SIGNATURE**  
 APOORV SINGH  
 CA/2006/42704, Panchajanya

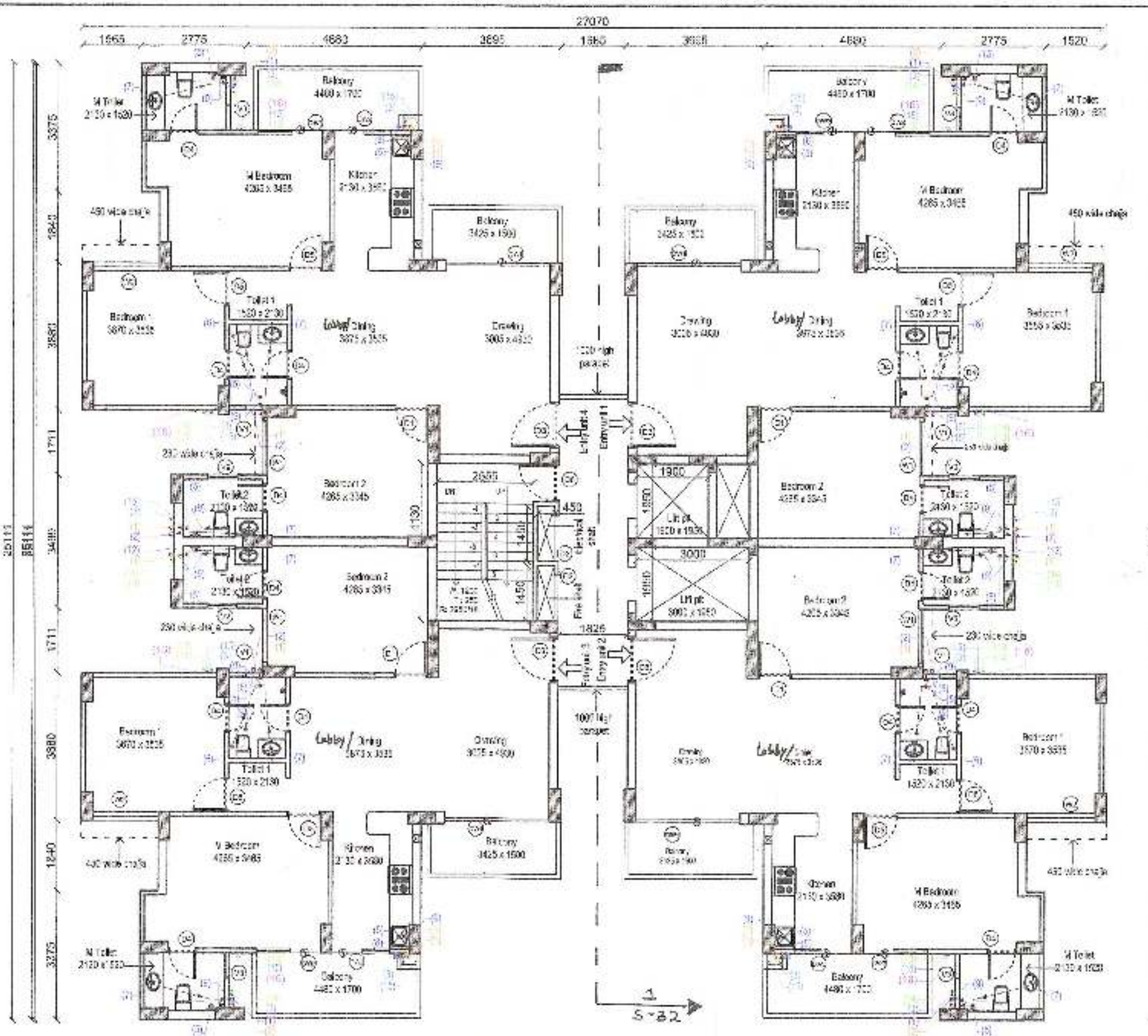
**ARCHITECTS**  
**Design Cosmos**  
 Architects & Interior Design Consultants  
 29-F, Ward No. 1, Mehrauli, ND-110030  
 Email : studio.designcosmos@gmail.com,  
 Contact : 011-45563878

**DATE** OCT 2014 **DWG. NO.**  
**SCALE** NTS  
**DEALT** AS **S - 07**  
**CHECKED** MA

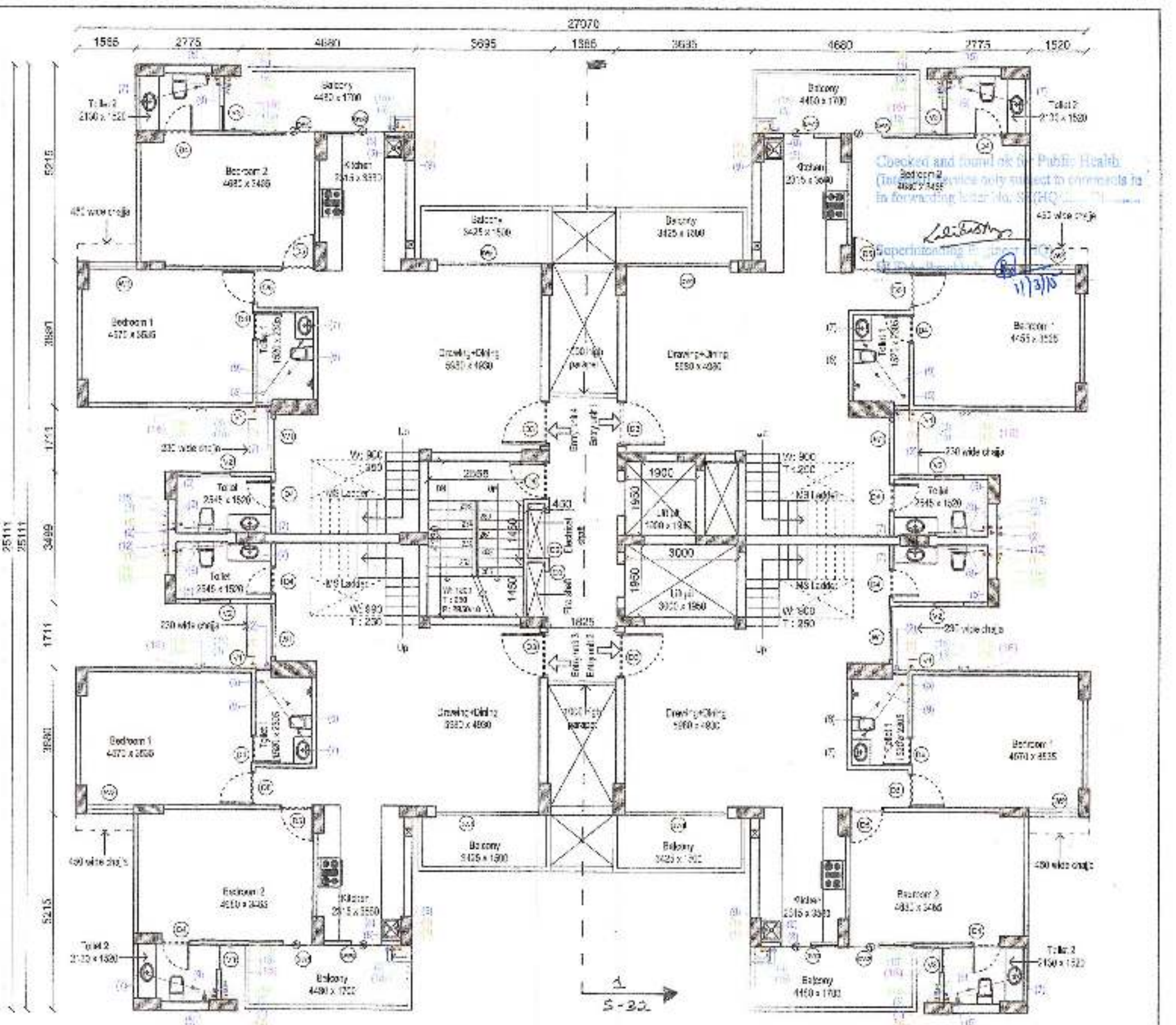
D.T.P. (Hd) Member Secretary B.P.C.  
 S.P.P. (G) Member B.P.C.  
 C.T.P. (Hr) Chairman B.P.C.  
 AD J.D. KARSHAW  
 ED DEV KUMAR  
 I.P.A. PREM KUMAR  
 A.T.F. P.P.S.



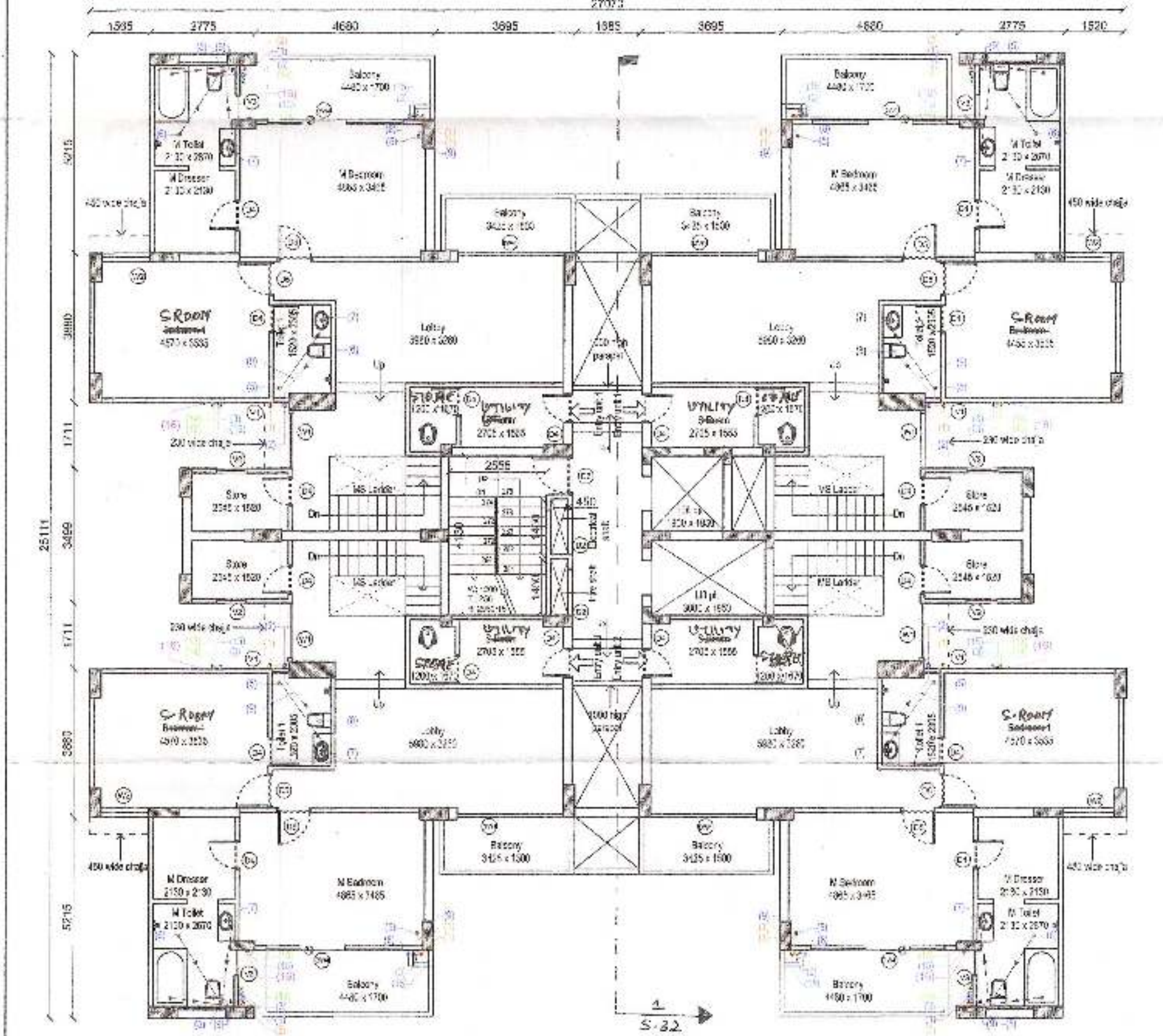
1 Ground Floor Plan  
SCALE - NTS



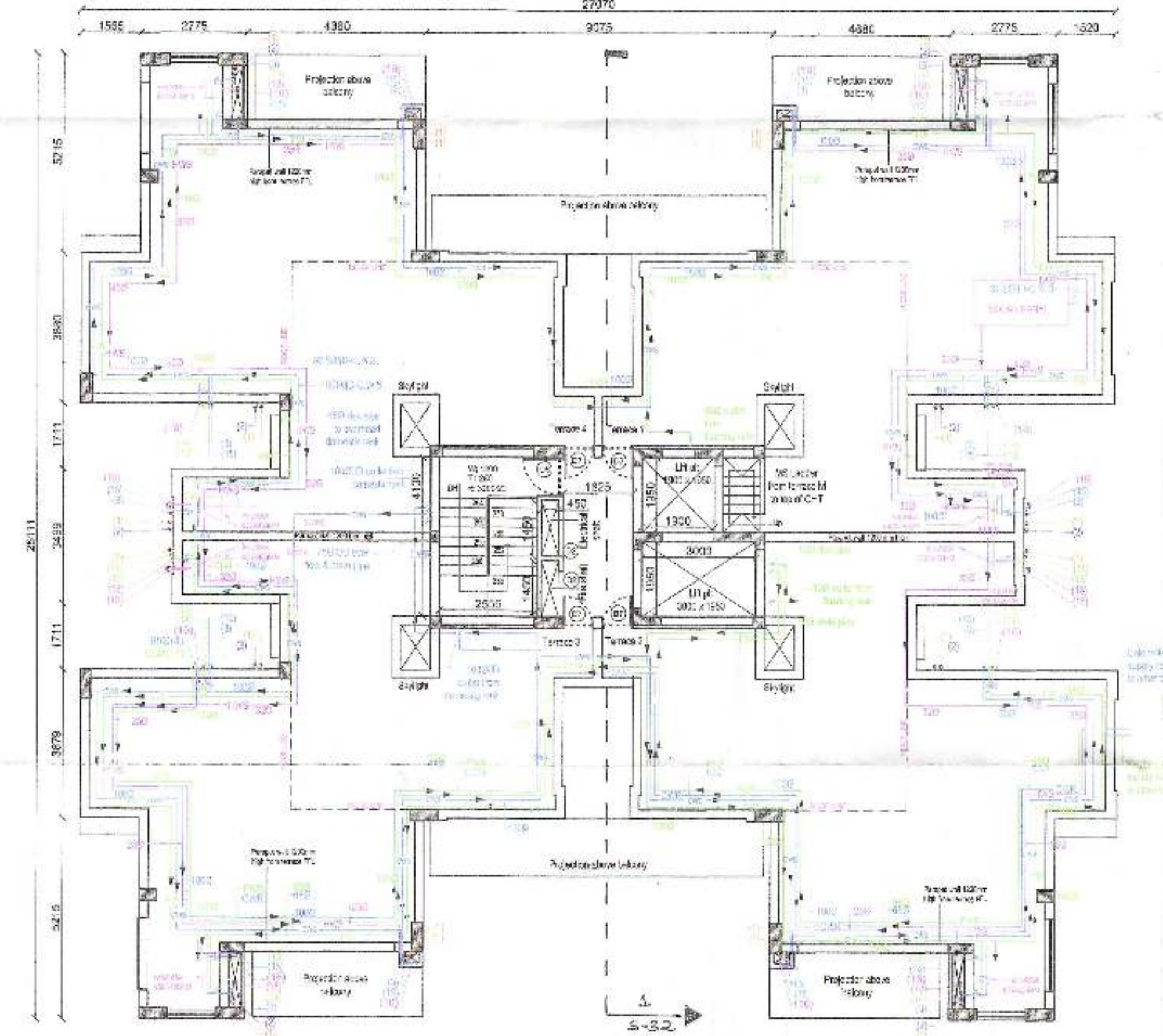
2 Typical Floor Plan (1st to 12th) FLOOR  
SCALE - NTS



3 13th Floor Plan (LOWER PH HOUSE)  
SCALE - NTS



4 14th Floor Plan (UPPER PH HOUSE)  
SCALE - NTS



5 Terrace plan  
SCALE - NTS

DOOR/WINDOW SCHEDULE				
S No.	Type	Width (mm)	Cill (mm)	Height (mm)
1	D1	900	±00	-2100
2	D2	1200	+300	-2100
3	D3	1100	±00	-2450 (BOB)
4	D4	750	±00	-2100
5	D5	925	±00	-2100
6	D6	1000	±00	-2450 (BOB)
7	D7	1085	±00	-2450 (BOB)
8	D8	1410	-100	+2450 (BOB)
9	W2	1635	-800	+2450 (BOB)
10	V1	450	-600	+2450 (BOB)
11	V2	500	-1200	+2450 (BOB)
12	V3	550	-1200	+2450 (BOB)
13	DW1	2775	±00	-2450 (BOB)
14	DW2	1530	±00	-2450 (BOB)
15	DW5	1705	±00	-2450 (BOB)

**PLUMBING LEGEND**

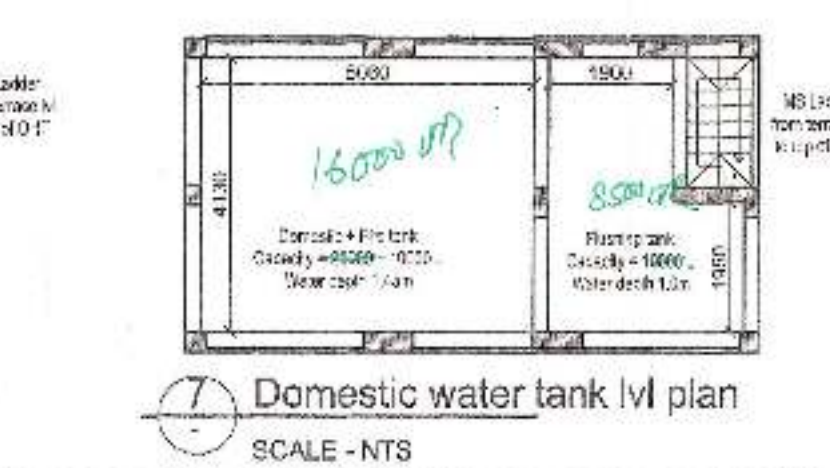
- 100 - Cold Water Supply Pipe
- 101 - Hot Water Supply Pipe
- 102 - Cold Water Drain Pipe
- 103 - Hot Water Drain Pipe
- 104 - Cold Water Return Pipe
- 105 - Hot Water Return Pipe
- 106 - Cold Water Vent Pipe
- 107 - Hot Water Vent Pipe
- 108 - Cold Water Overflow Pipe
- 109 - Hot Water Overflow Pipe
- 110 - Cold Water Flush Valve
- 111 - Hot Water Flush Valve
- 112 - Cold Water Trap
- 113 - Hot Water Trap
- 114 - Cold Water Check Valve
- 115 - Hot Water Check Valve
- 116 - Cold Water Air Valve
- 117 - Hot Water Air Valve
- 118 - Cold Water Pressure Reducing Valve
- 119 - Hot Water Pressure Reducing Valve
- 120 - Cold Water Backflow Preventer
- 121 - Hot Water Backflow Preventer
- 122 - Cold Water Isolation Valve
- 123 - Hot Water Isolation Valve
- 124 - Cold Water Stop Valve
- 125 - Hot Water Stop Valve
- 126 - Cold Water Gate Valve
- 127 - Hot Water Gate Valve
- 128 - Cold Water Plug Valve
- 129 - Hot Water Plug Valve
- 130 - Cold Water Ball Valve
- 131 - Hot Water Ball Valve
- 132 - Cold Water Butterfly Valve
- 133 - Hot Water Butterfly Valve
- 134 - Cold Water Diaphragm Valve
- 135 - Hot Water Diaphragm Valve
- 136 - Cold Water Solenoid Valve
- 137 - Hot Water Solenoid Valve
- 138 - Cold Water Motorized Valve
- 139 - Hot Water Motorized Valve
- 140 - Cold Water Air Release Valve
- 141 - Hot Water Air Release Valve
- 142 - Cold Water Vacuum Breaker
- 143 - Hot Water Vacuum Breaker
- 144 - Cold Water Pressure Vacuum Breaker
- 145 - Hot Water Pressure Vacuum Breaker
- 146 - Cold Water Backflow Preventer with Air Release
- 147 - Hot Water Backflow Preventer with Air Release
- 148 - Cold Water Check Valve with Air Release
- 149 - Hot Water Check Valve with Air Release
- 150 - Cold Water Isolation Valve with Air Release
- 151 - Hot Water Isolation Valve with Air Release
- 152 - Cold Water Stop Valve with Air Release
- 153 - Hot Water Stop Valve with Air Release
- 154 - Cold Water Gate Valve with Air Release
- 155 - Hot Water Gate Valve with Air Release
- 156 - Cold Water Plug Valve with Air Release
- 157 - Hot Water Plug Valve with Air Release
- 158 - Cold Water Ball Valve with Air Release
- 159 - Hot Water Ball Valve with Air Release
- 160 - Cold Water Butterfly Valve with Air Release
- 161 - Hot Water Butterfly Valve with Air Release
- 162 - Cold Water Diaphragm Valve with Air Release
- 163 - Hot Water Diaphragm Valve with Air Release
- 164 - Cold Water Solenoid Valve with Air Release
- 165 - Hot Water Solenoid Valve with Air Release
- 166 - Cold Water Motorized Valve with Air Release
- 167 - Hot Water Motorized Valve with Air Release
- 168 - Cold Water Air Release Valve with Air Release
- 169 - Hot Water Air Release Valve with Air Release
- 170 - Cold Water Vacuum Breaker with Air Release
- 171 - Hot Water Vacuum Breaker with Air Release
- 172 - Cold Water Pressure Vacuum Breaker with Air Release
- 173 - Hot Water Pressure Vacuum Breaker with Air Release
- 174 - Cold Water Backflow Preventer with Air Release and Vacuum Breaker
- 175 - Hot Water Backflow Preventer with Air Release and Vacuum Breaker
- 176 - Cold Water Check Valve with Air Release and Vacuum Breaker
- 177 - Hot Water Check Valve with Air Release and Vacuum Breaker
- 178 - Cold Water Isolation Valve with Air Release and Vacuum Breaker
- 179 - Hot Water Isolation Valve with Air Release and Vacuum Breaker
- 180 - Cold Water Stop Valve with Air Release and Vacuum Breaker
- 181 - Hot Water Stop Valve with Air Release and Vacuum Breaker
- 182 - Cold Water Gate Valve with Air Release and Vacuum Breaker
- 183 - Hot Water Gate Valve with Air Release and Vacuum Breaker
- 184 - Cold Water Plug Valve with Air Release and Vacuum Breaker
- 185 - Hot Water Plug Valve with Air Release and Vacuum Breaker
- 186 - Cold Water Ball Valve with Air Release and Vacuum Breaker
- 187 - Hot Water Ball Valve with Air Release and Vacuum Breaker
- 188 - Cold Water Butterfly Valve with Air Release and Vacuum Breaker
- 189 - Hot Water Butterfly Valve with Air Release and Vacuum Breaker
- 190 - Cold Water Diaphragm Valve with Air Release and Vacuum Breaker
- 191 - Hot Water Diaphragm Valve with Air Release and Vacuum Breaker
- 192 - Cold Water Solenoid Valve with Air Release and Vacuum Breaker
- 193 - Hot Water Solenoid Valve with Air Release and Vacuum Breaker
- 194 - Cold Water Motorized Valve with Air Release and Vacuum Breaker
- 195 - Hot Water Motorized Valve with Air Release and Vacuum Breaker
- 196 - Cold Water Air Release Valve with Air Release and Vacuum Breaker
- 197 - Hot Water Air Release Valve with Air Release and Vacuum Breaker
- 198 - Cold Water Vacuum Breaker with Air Release and Vacuum Breaker
- 199 - Hot Water Vacuum Breaker with Air Release and Vacuum Breaker
- 200 - Cold Water Pressure Vacuum Breaker with Air Release and Vacuum Breaker
- 201 - Hot Water Pressure Vacuum Breaker with Air Release and Vacuum Breaker

**LEGEND**

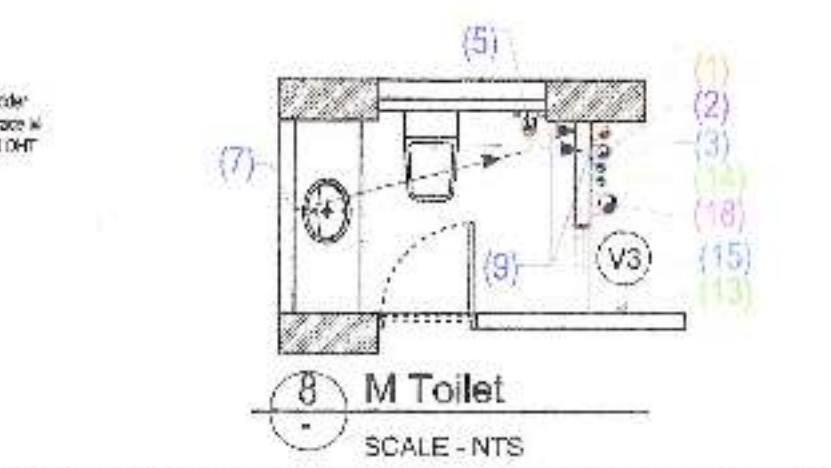
- 100 - Cold Water Supply Pipe
- 101 - Hot Water Supply Pipe
- 102 - Cold Water Drain Pipe
- 103 - Hot Water Drain Pipe
- 104 - Cold Water Return Pipe
- 105 - Hot Water Return Pipe
- 106 - Cold Water Vent Pipe
- 107 - Hot Water Vent Pipe
- 108 - Cold Water Overflow Pipe
- 109 - Hot Water Overflow Pipe
- 110 - Cold Water Flush Valve
- 111 - Hot Water Flush Valve
- 112 - Cold Water Trap
- 113 - Hot Water Trap
- 114 - Cold Water Check Valve
- 115 - Hot Water Check Valve
- 116 - Cold Water Air Valve
- 117 - Hot Water Air Valve
- 118 - Cold Water Pressure Reducing Valve
- 119 - Hot Water Pressure Reducing Valve
- 120 - Cold Water Backflow Preventer
- 121 - Hot Water Backflow Preventer
- 122 - Cold Water Isolation Valve
- 123 - Hot Water Isolation Valve
- 124 - Cold Water Stop Valve
- 125 - Hot Water Stop Valve
- 126 - Cold Water Gate Valve
- 127 - Hot Water Gate Valve
- 128 - Cold Water Plug Valve
- 129 - Hot Water Plug Valve
- 130 - Cold Water Ball Valve
- 131 - Hot Water Ball Valve
- 132 - Cold Water Butterfly Valve
- 133 - Hot Water Butterfly Valve
- 134 - Cold Water Diaphragm Valve
- 135 - Hot Water Diaphragm Valve
- 136 - Cold Water Solenoid Valve
- 137 - Hot Water Solenoid Valve
- 138 - Cold Water Motorized Valve
- 139 - Hot Water Motorized Valve
- 140 - Cold Water Air Release Valve
- 141 - Hot Water Air Release Valve
- 142 - Cold Water Vacuum Breaker
- 143 - Hot Water Vacuum Breaker
- 144 - Cold Water Pressure Vacuum Breaker
- 145 - Hot Water Pressure Vacuum Breaker
- 146 - Cold Water Backflow Preventer with Air Release
- 147 - Hot Water Backflow Preventer with Air Release
- 148 - Cold Water Check Valve with Air Release
- 149 - Hot Water Check Valve with Air Release
- 150 - Cold Water Isolation Valve with Air Release
- 151 - Hot Water Isolation Valve with Air Release
- 152 - Cold Water Stop Valve with Air Release
- 153 - Hot Water Stop Valve with Air Release
- 154 - Cold Water Gate Valve with Air Release
- 155 - Hot Water Gate Valve with Air Release
- 156 - Cold Water Plug Valve with Air Release
- 157 - Hot Water Plug Valve with Air Release
- 158 - Cold Water Ball Valve with Air Release
- 159 - Hot Water Ball Valve with Air Release
- 160 - Cold Water Butterfly Valve with Air Release
- 161 - Hot Water Butterfly Valve with Air Release
- 162 - Cold Water Diaphragm Valve with Air Release
- 163 - Hot Water Diaphragm Valve with Air Release
- 164 - Cold Water Solenoid Valve with Air Release
- 165 - Hot Water Solenoid Valve with Air Release
- 166 - Cold Water Motorized Valve with Air Release
- 167 - Hot Water Motorized Valve with Air Release
- 168 - Cold Water Air Release Valve with Air Release
- 169 - Hot Water Air Release Valve with Air Release
- 170 - Cold Water Vacuum Breaker with Air Release
- 171 - Hot Water Vacuum Breaker with Air Release
- 172 - Cold Water Pressure Vacuum Breaker with Air Release
- 173 - Hot Water Pressure Vacuum Breaker with Air Release
- 174 - Cold Water Backflow Preventer with Air Release and Vacuum Breaker
- 175 - Hot Water Backflow Preventer with Air Release and Vacuum Breaker
- 176 - Cold Water Check Valve with Air Release and Vacuum Breaker
- 177 - Hot Water Check Valve with Air Release and Vacuum Breaker
- 178 - Cold Water Isolation Valve with Air Release and Vacuum Breaker
- 179 - Hot Water Isolation Valve with Air Release and Vacuum Breaker
- 180 - Cold Water Stop Valve with Air Release and Vacuum Breaker
- 181 - Hot Water Stop Valve with Air Release and Vacuum Breaker
- 182 - Cold Water Gate Valve with Air Release and Vacuum Breaker
- 183 - Hot Water Gate Valve with Air Release and Vacuum Breaker
- 184 - Cold Water Plug Valve with Air Release and Vacuum Breaker
- 185 - Hot Water Plug Valve with Air Release and Vacuum Breaker
- 186 - Cold Water Ball Valve with Air Release and Vacuum Breaker
- 187 - Hot Water Ball Valve with Air Release and Vacuum Breaker
- 188 - Cold Water Butterfly Valve with Air Release and Vacuum Breaker
- 189 - Hot Water Butterfly Valve with Air Release and Vacuum Breaker
- 190 - Cold Water Diaphragm Valve with Air Release and Vacuum Breaker
- 191 - Hot Water Diaphragm Valve with Air Release and Vacuum Breaker
- 192 - Cold Water Solenoid Valve with Air Release and Vacuum Breaker
- 193 - Hot Water Solenoid Valve with Air Release and Vacuum Breaker
- 194 - Cold Water Motorized Valve with Air Release and Vacuum Breaker
- 195 - Hot Water Motorized Valve with Air Release and Vacuum Breaker
- 196 - Cold Water Air Release Valve with Air Release and Vacuum Breaker
- 197 - Hot Water Air Release Valve with Air Release and Vacuum Breaker
- 198 - Cold Water Vacuum Breaker with Air Release and Vacuum Breaker
- 199 - Hot Water Vacuum Breaker with Air Release and Vacuum Breaker
- 200 - Cold Water Pressure Vacuum Breaker with Air Release and Vacuum Breaker
- 201 - Hot Water Pressure Vacuum Breaker with Air Release and Vacuum Breaker



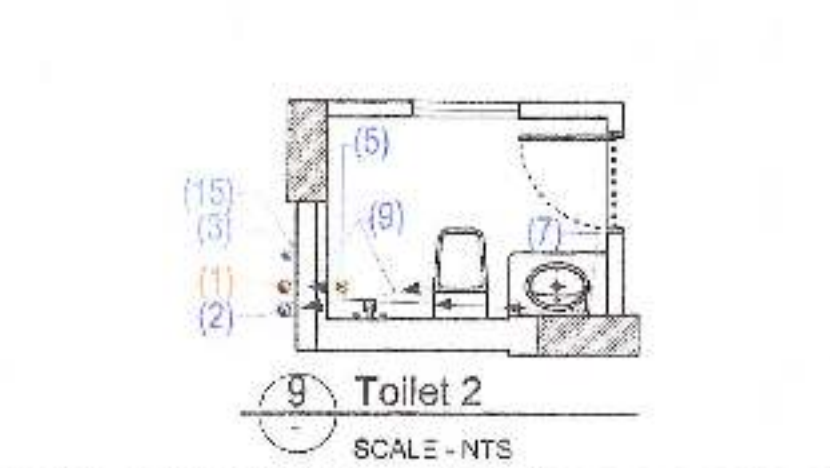
6 Mumty room lv plan  
SCALE - NTS



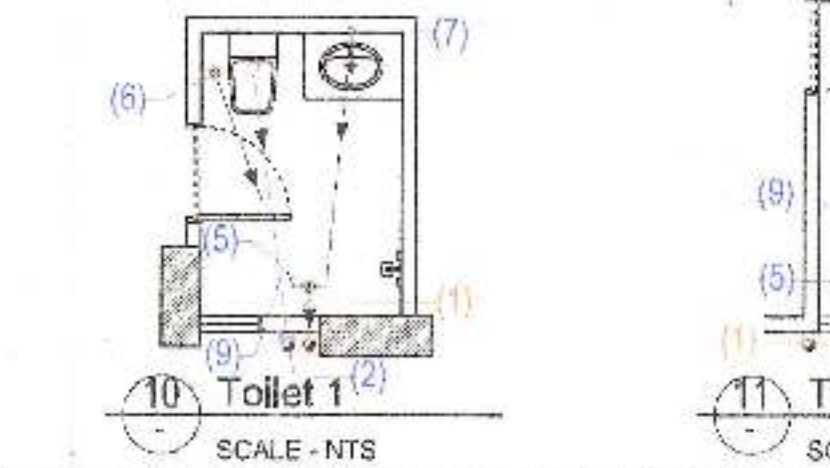
7 Domestic water tank lv plan  
SCALE - NTS



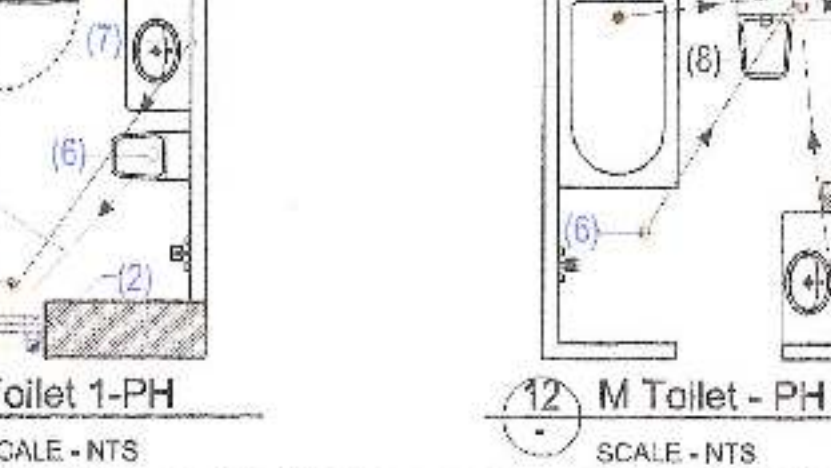
8 M Toilet  
SCALE - NTS



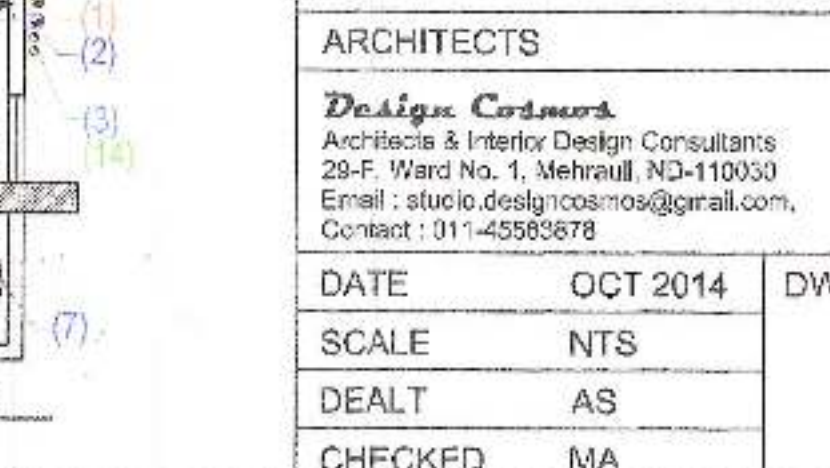
9 Toilet 2  
SCALE - NTS



10 Toilet 1  
SCALE - NTS



11 Toilet 1-PH  
SCALE - NTS



12 M Toilet - PH  
SCALE - NTS

**PROJECT TITLE**  
Approval of Revised Building Plan of Group Housing Colony area measuring 25.44 acres (Licence No. 78 of 2010 dated 15.10.2010) in Sector-69 & 70, Gurgaon Manesar Urban Complex being developed by Sh. Amit, Sumit and others in collaboration with M/s Tulip Infratech Pvt. Ltd.

**DRAWING TITLE**  
SUBMISSION DRAWING  
CLUSTER TYPE - B  
BLOCK - B1  
PLANS

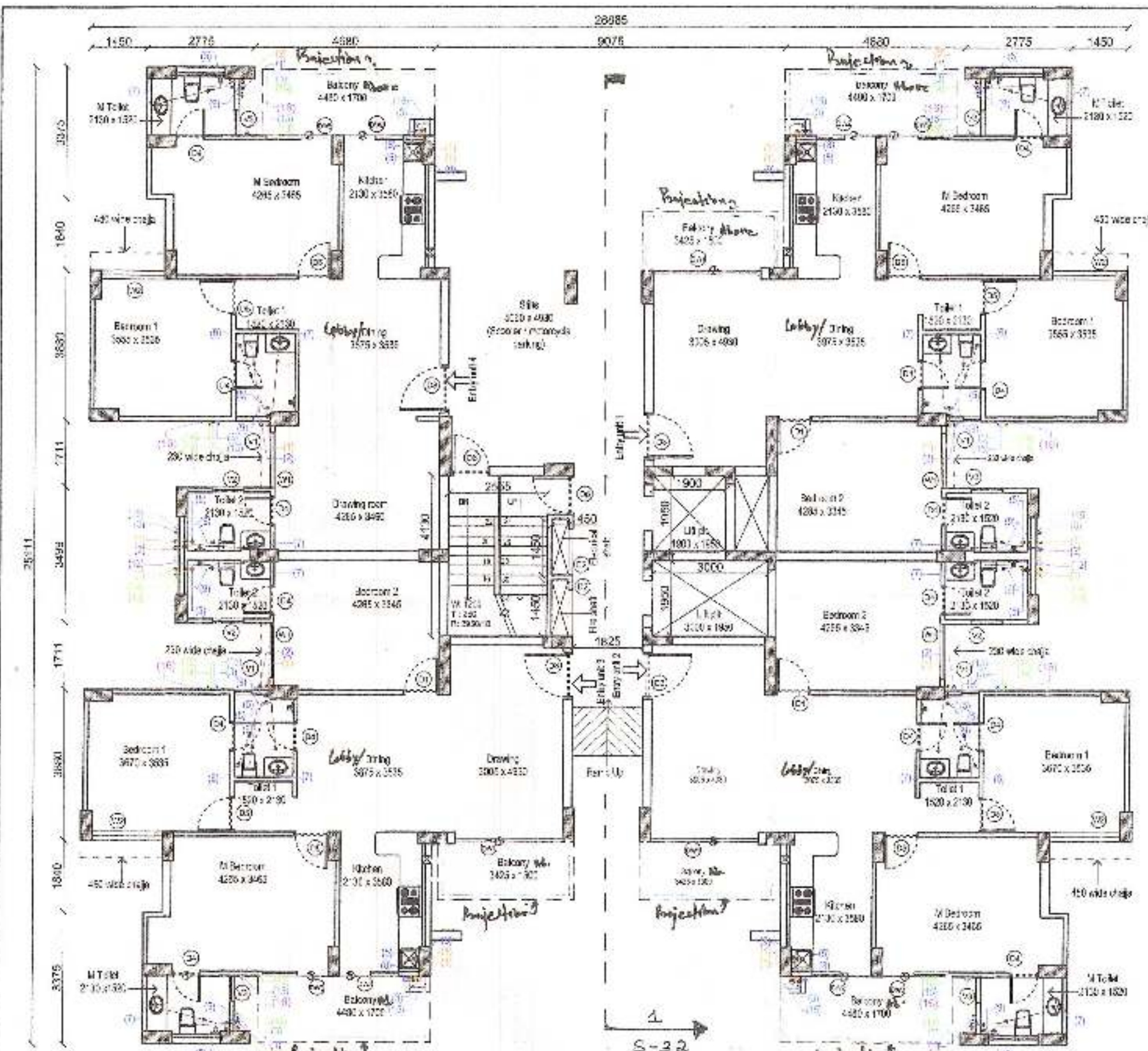
**OWNER'S SIGNATURE**  
For TULIP INFRA TECH PVT. LTD.  
*Vijay Jain*  
AUTHORISED SIGNATORY

**ARCHITECT'S SIGNATURE**  
*Apoorv Singh*  
CA/2009/A2701

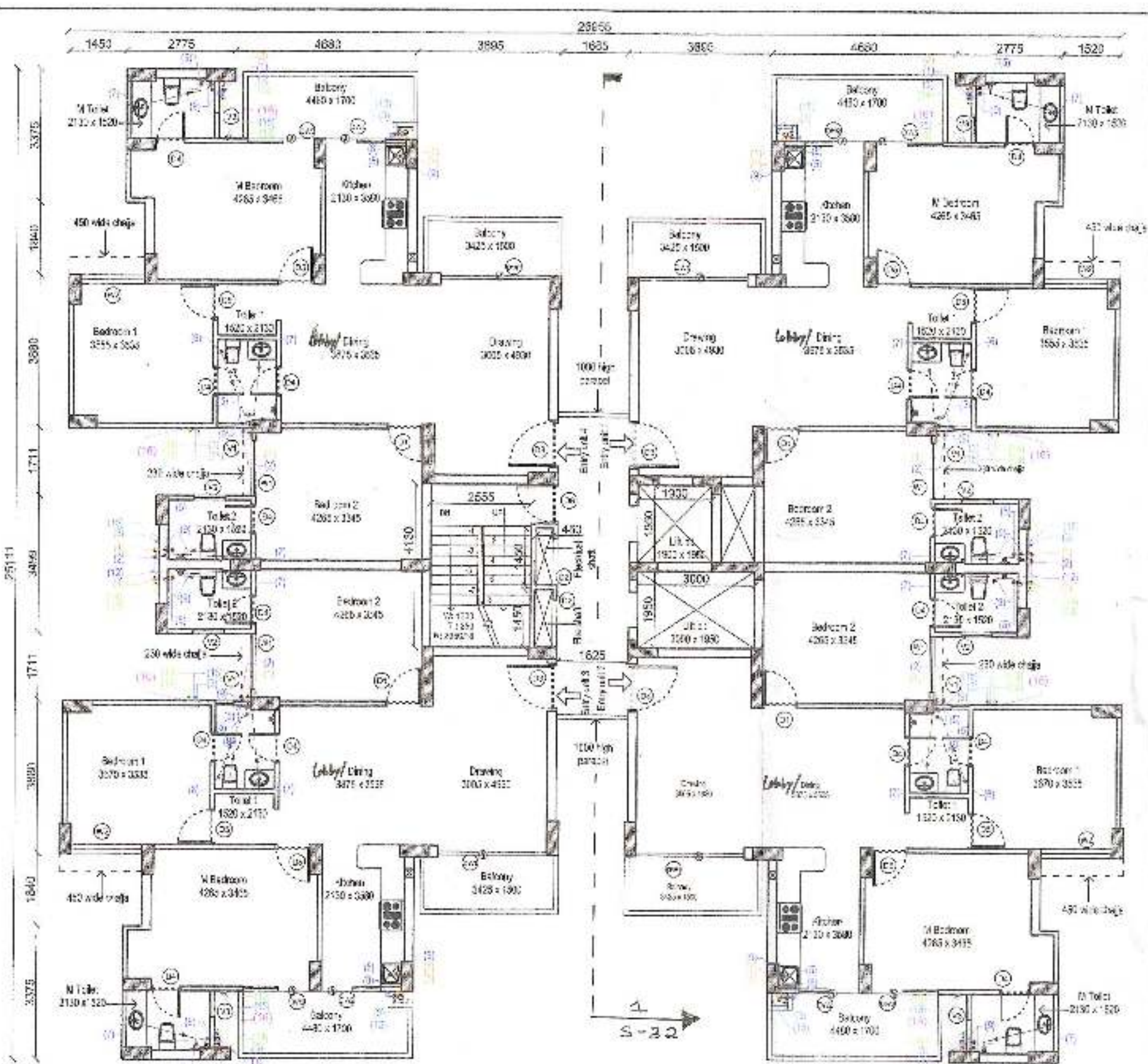
**ARCHITECTS**  
Design Cosmos  
Architects & Interiors Design Consultants  
29-F, Ward No. 1, Mehrauli, ND-110030  
Email: studio.design.cosmos@gmail.com  
Contact: 011-45583678

**DATE** OCT 2014  
**SCALE** NTS  
**DEALT** AS  
**CHECKED** MA  
**DWG. NO.** S - 11

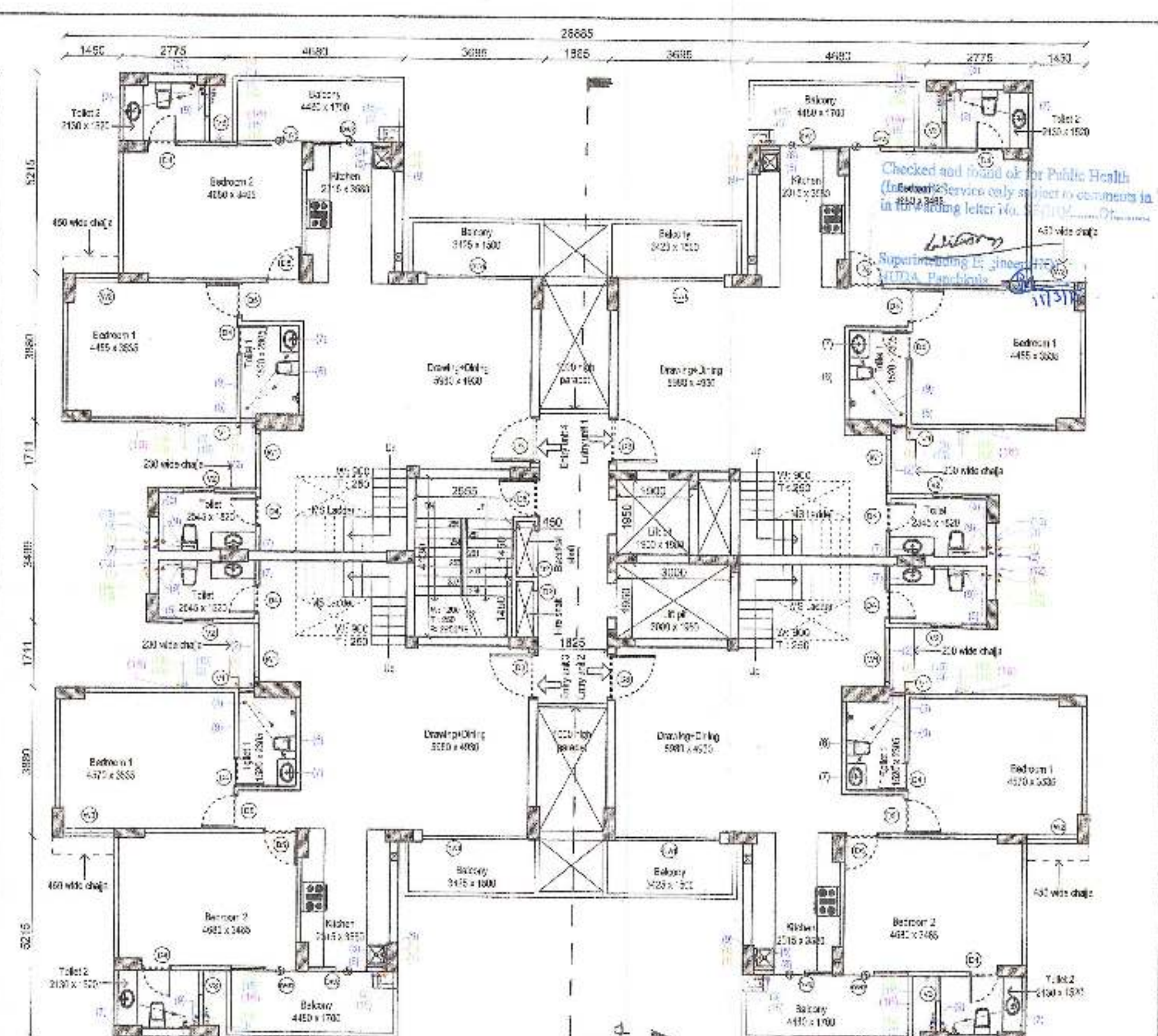




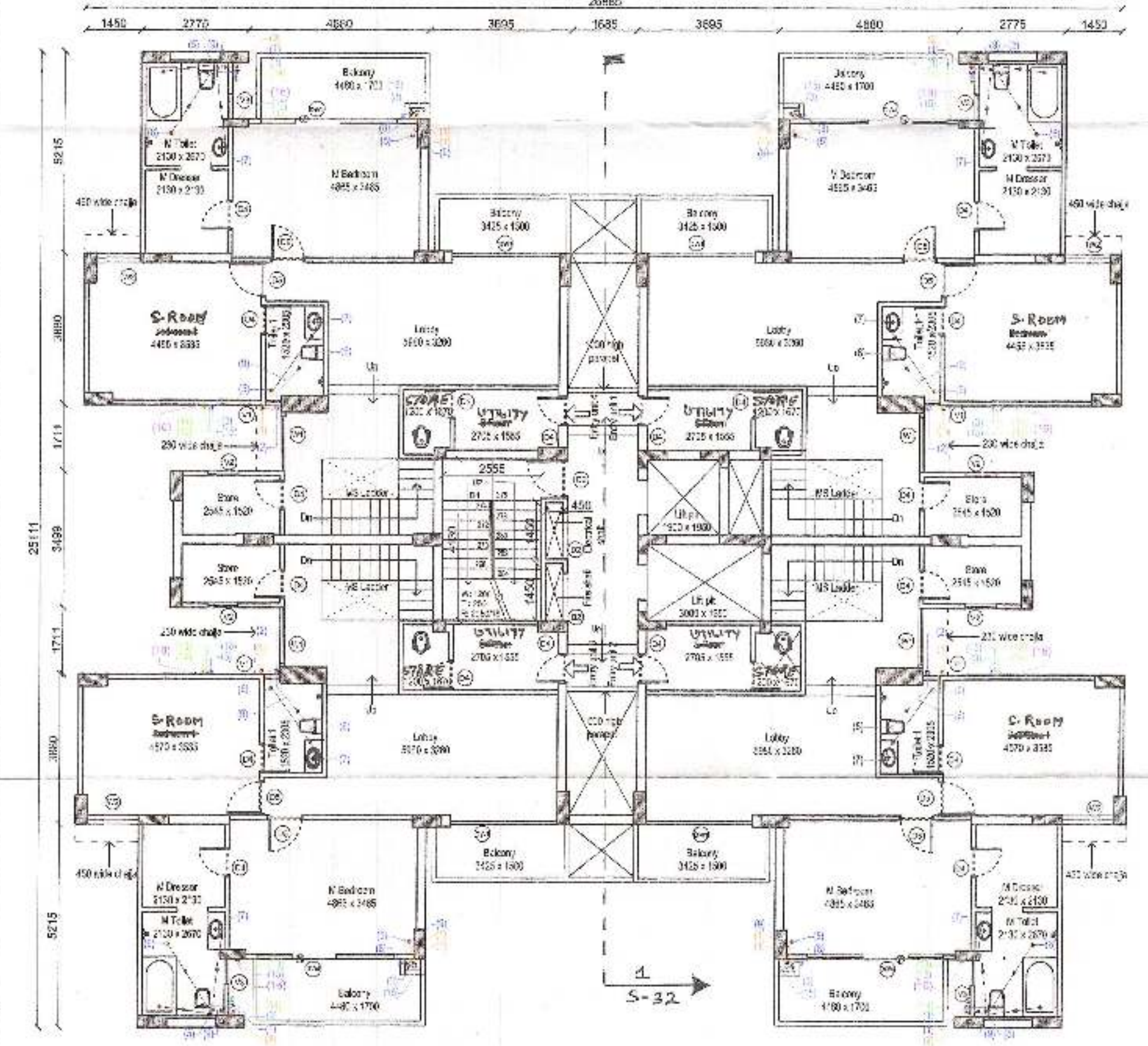
1 Ground Floor Plan  
SCALE - NTS



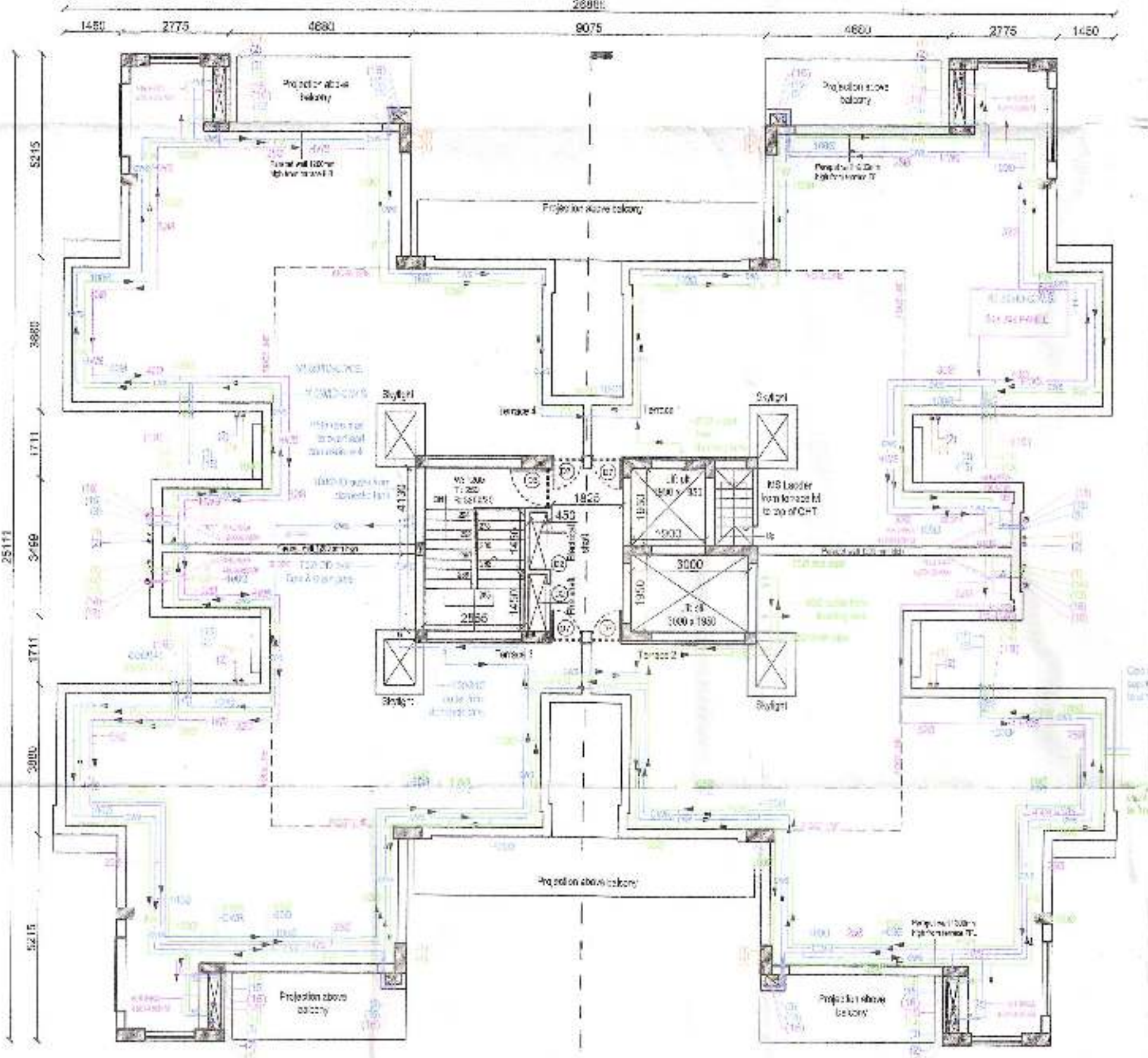
2 Typical Floor Plan (1st-12th) floor  
SCALE - NTS



3 13th Floor Plan (LOWER PH HOUSE)  
SCALE - NTS



4 14th Floor Plan (UPPER PH HOUSE)  
SCALE - NTS



5 Terrace plan  
SCALE - NTS

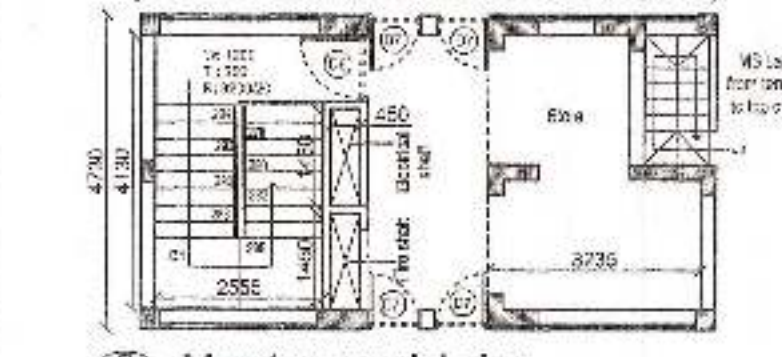
DOOR/WINDOW SCHEDULE				
S No.	Type	Width (mm)	Cill (mm)	Height (mm)
1	D1	900	+00	+2100
2	D2	1200	+300	-2100
3	D3	1100	+00	-2450 (BOB)
4	D4	700	+00	-2100
5	D5	925	+00	-2100
6	D6	1000	+00	+2450 (BOB)
7	D7	1865	+00	+2450 (BOB)
8	W1	1410	-100	+2450 (BOB)
9	W2	1635	+500	-2450 (BOB)
10	V1	480	+550	-2450 (BOB)
11	V2	800	+1200	-2450 (BOB)
12	V3	650	+1200	-2450 (BOB)
13	DW1	2775	+00	+2450 (BOB)
14	DW2	1530	+00	+2450 (BOB)
15	DW3	1705	+00	-2450 (BOB)

- 1. 100 ØØ SOL & VENT PIPE TO GR FLOOR
- 2. 100 ØØ DRAIN PIPE TO GR FLOOR
- 3. 100 ØØ DRAIN PIPE TO GR FLOOR
- 4. 100 ØØ DRAIN PIPE TO GR FLOOR
- 5. 100 ØØ DRAIN PIPE TO GR FLOOR
- 6. 100 ØØ DRAIN PIPE TO GR FLOOR
- 7. 100 ØØ DRAIN PIPE TO GR FLOOR
- 8. 100 ØØ DRAIN PIPE TO GR FLOOR
- 9. 100 ØØ DRAIN PIPE TO GR FLOOR
- 10. 100 ØØ DRAIN PIPE TO GR FLOOR
- 11. 100 ØØ DRAIN PIPE TO GR FLOOR
- 12. 100 ØØ DRAIN PIPE TO GR FLOOR
- 13. 100 ØØ DRAIN PIPE TO GR FLOOR
- 14. 100 ØØ DRAIN PIPE TO GR FLOOR
- 15. 100 ØØ DRAIN PIPE TO GR FLOOR
- 16. 100 ØØ DRAIN PIPE TO GR FLOOR
- 17. 100 ØØ DRAIN PIPE TO GR FLOOR
- 18. 100 ØØ DRAIN PIPE TO GR FLOOR
- 19. 100 ØØ DRAIN PIPE TO GR FLOOR
- 20. 100 ØØ DRAIN PIPE TO GR FLOOR


**LEGEND**

D.T.P. (HO) Member Secretary  
S.T.P. (G) Member B.P.C.  
C.T.P. (Hr) Chairman B.P.C.

AD KARISHAN KUMAR  
DEY KUMAR  
PREM KUMAR  
ATP PREM SINGH



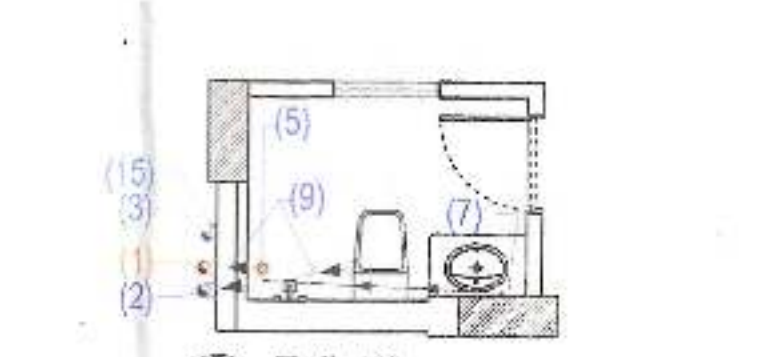
6 Mummy room lv plan  
SCALE - NTS



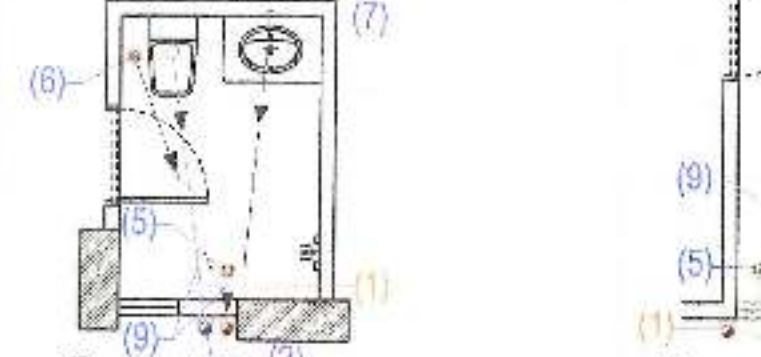
7 Domestic water tank lv plan  
SCALE - NTS



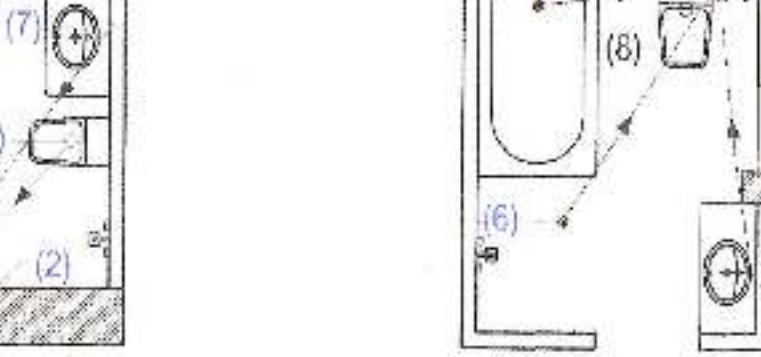
8 M Toilet  
SCALE - NTS



9 Toilet 2  
SCALE - NTS



10 Toilet 1  
SCALE - NTS



11 Toilet 1-PH  
SCALE - NTS



12 M Toilet - PH  
SCALE - NTS

**PROJECT TITLE**  
Approval of Revised Building Plan of Group Housing Colony area measuring 25.44 acres (Licence No. 78 of 2010 dated 15.10.2010) in Sector-69 & 70, Gurgaon Manesar Urban Complex being developed by Sh. Amit, Sumit and others in collaboration with M/s Tulip Infratech Pvt. Ltd.

**DRAWING TITLE**  
SUBMISSION DRAWING  
CLUSTER TYPE - B  
BLOCK - B5  
PLANS

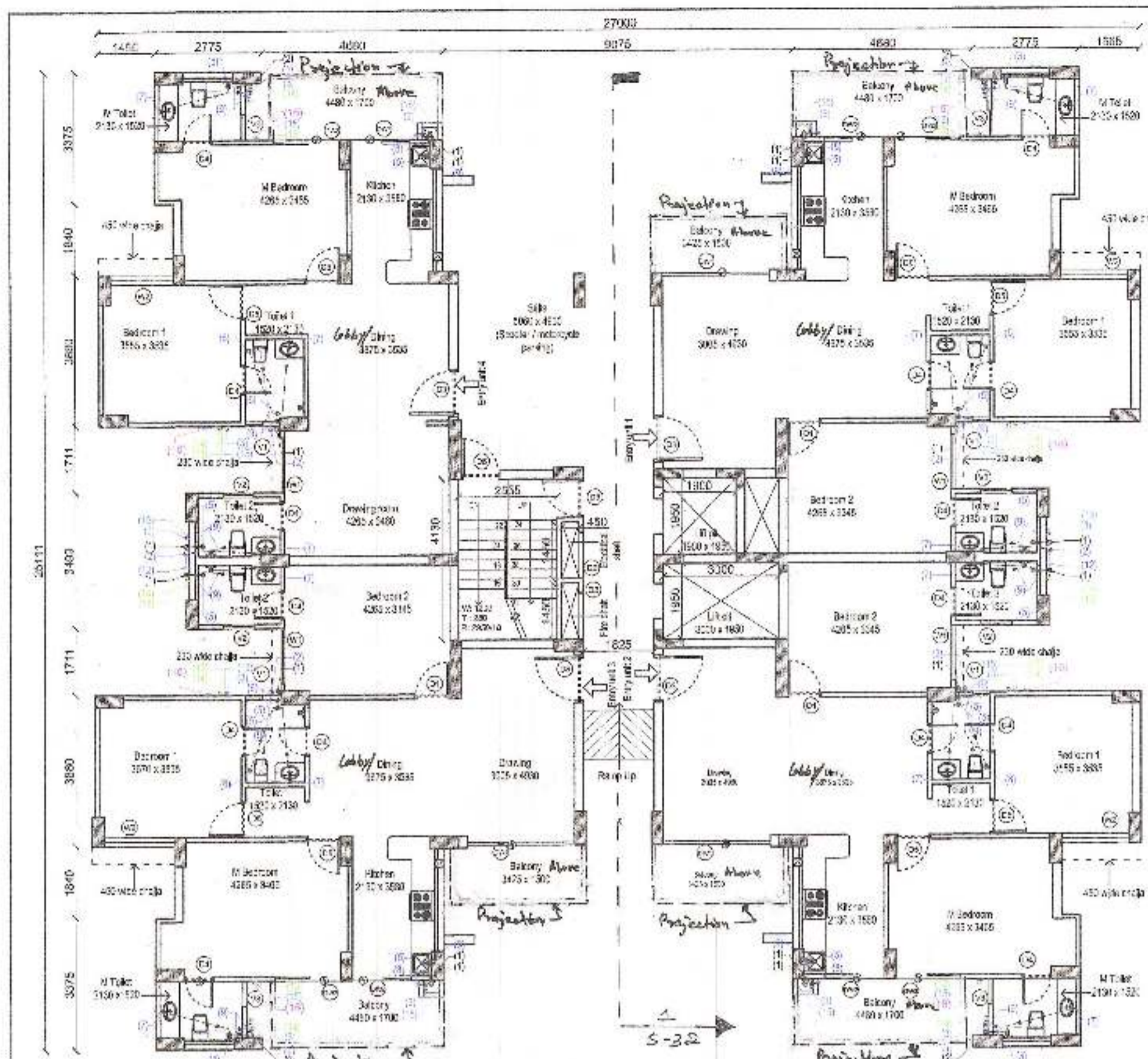
**OWNER'S SIGNATURE**  
For TULIP INFRA TECH PVT. LTD.  
[Signature]  
AUTHORISED SIGNATORY

**ARCHITECT'S SIGNATURE**  
[Signature]  
APOORV SINGH  
CA/2008/42704

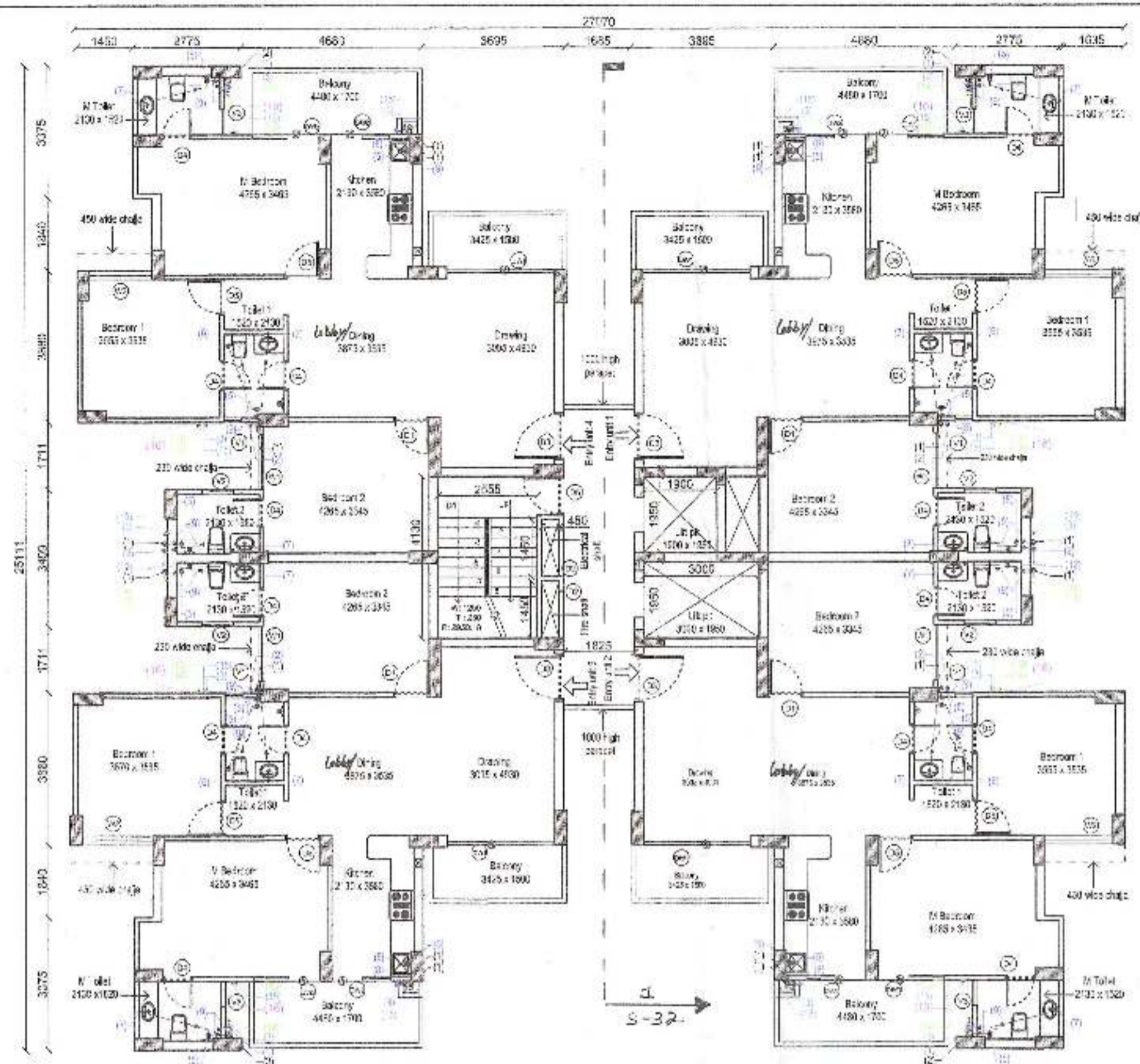
**ARCHITECTS**  
Design Cosmos  
Architects & Interior Design Consultants  
29-F, Waru No. 1, Mehrauli, ND-110030  
Email: studio.designcosmos@gmail.com  
Contact: 011-45563878

DATE: OCT 2014  
SCALE: NTS  
DEALT: AS  
CHECKED: MA

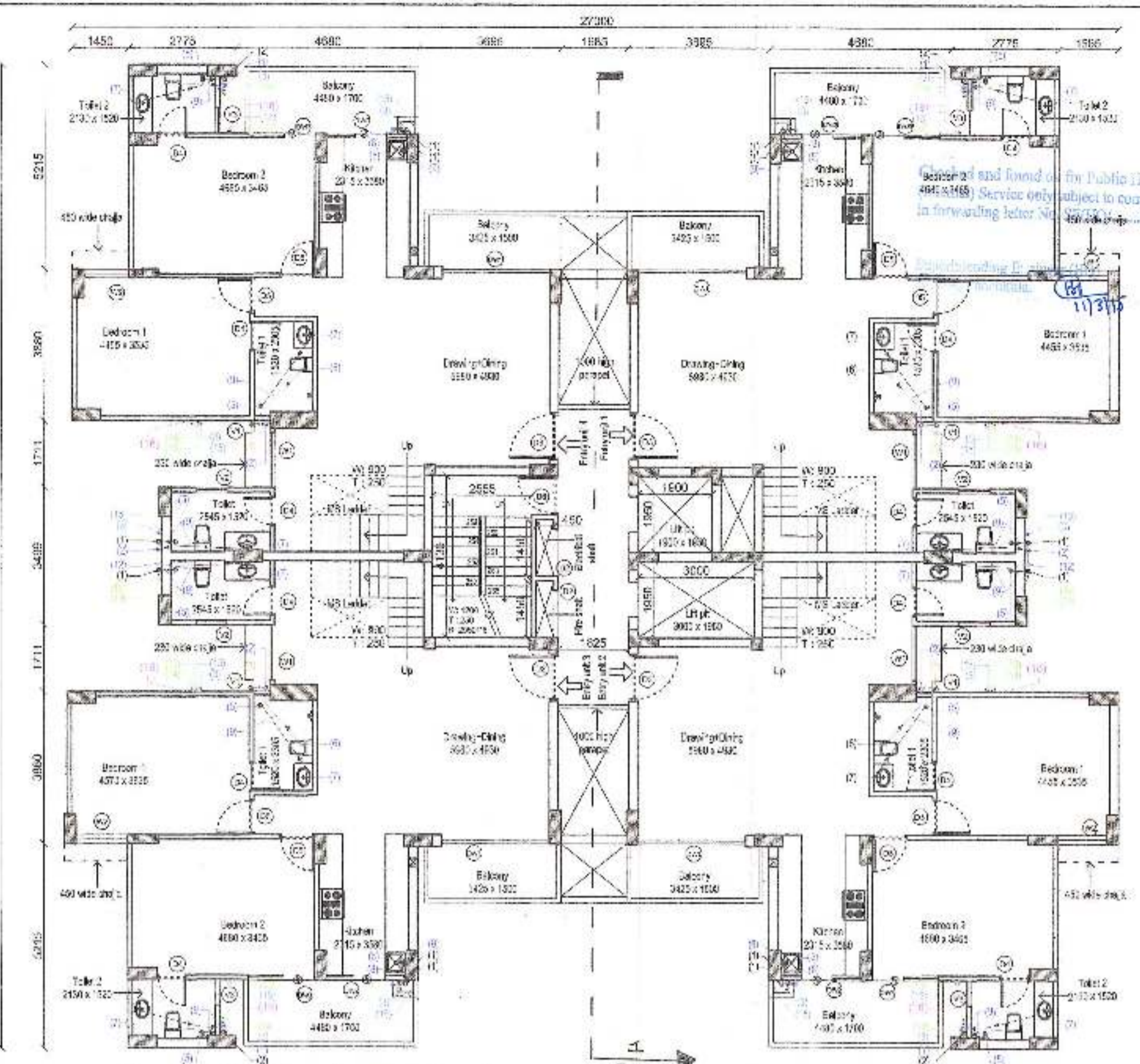
DWG. NO. S-17



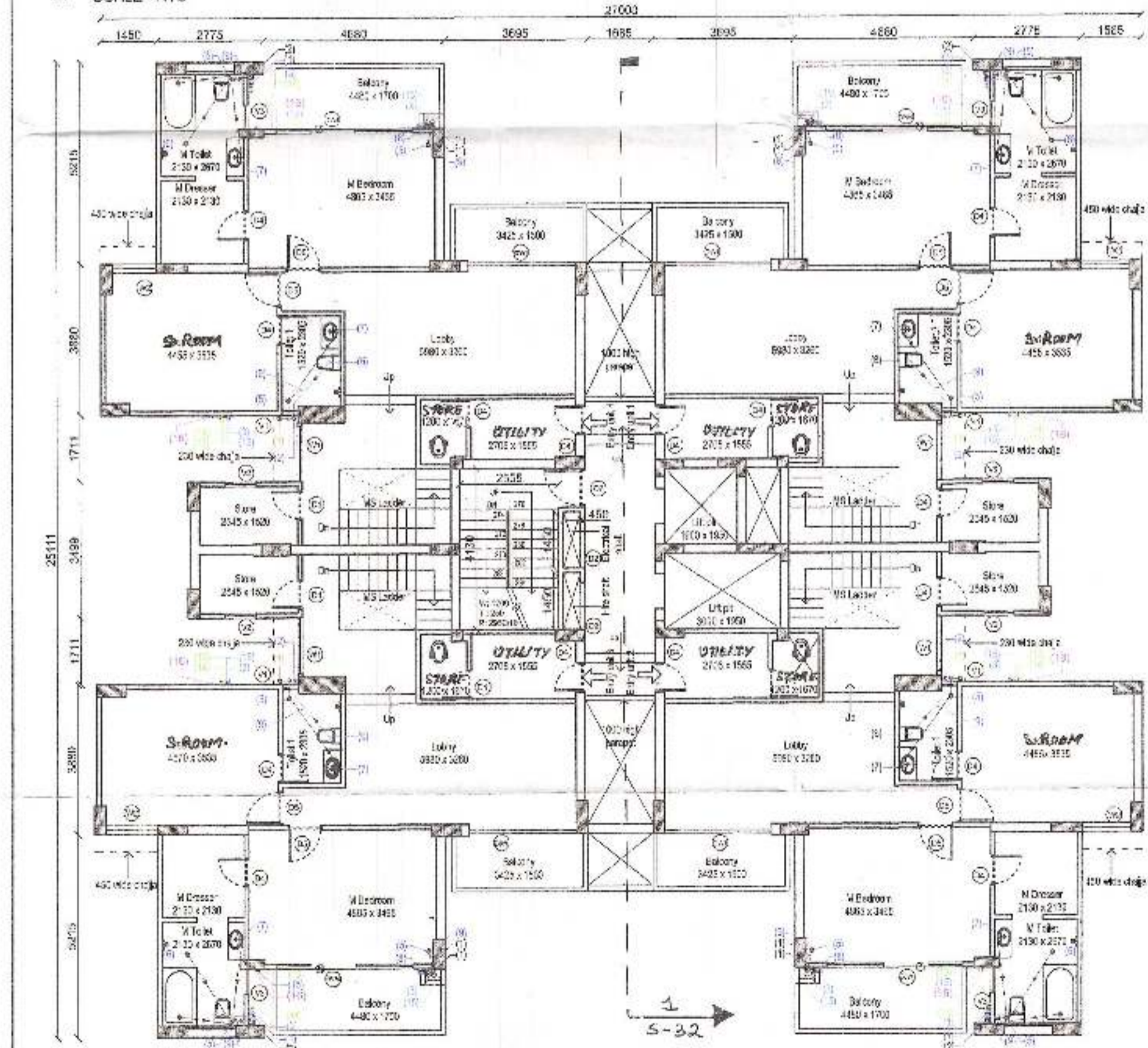
1 Ground Floor Plan  
SCALE - NTS



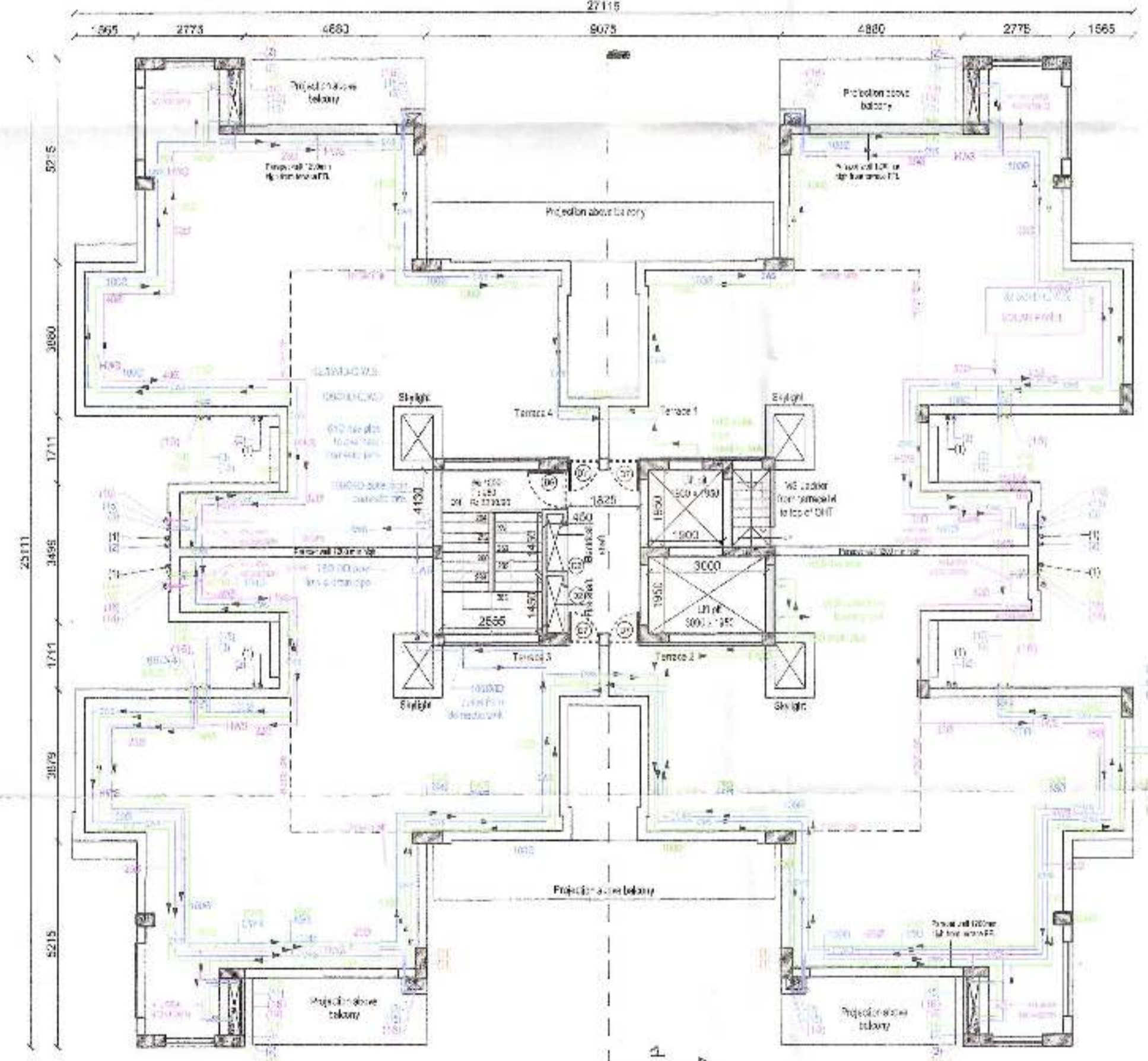
2 Typical Floor Plan (1st to 12th) FLOOR  
SCALE - NTS



3 13th Floor Plan (LOWER PH-HOUSE)  
SCALE - NTS



4 14th Floor Plan (UPPER PH-HOUSE)  
SCALE - NTS



5 Terrace plan  
SCALE - NTS

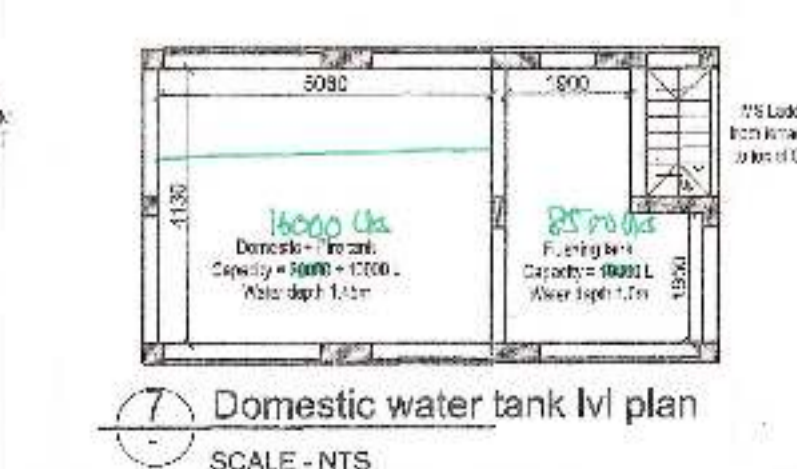
DOOR/WINDOW SCHEDULE				
S No.	Type	Width (mm)	Cill (mm)	Height (mm)
1	D1	900	+00	+2100
2	D2	1200	-500	+2100
3	D3	1100	+00	+2450 (BOB)
4	D4	750	+00	+2100
5	D5	925	+00	+2100
6	D6	1000	+00	+2450 (BOB)
7	D7	1885	+00	+2450 (BOB)
8	W1	1410	+100	+2450 (BOB)
9	W2	1035	-600	+2450 (BOB)
10	W1	430	-680	+2450 (BOB)
11	W2	300	+1200	+2450 (BOB)
12	W3	550	+1200	+2450 (BOB)
13	DW1	2775	+00	+2450 (BOB)
14	DW2	1530	+00	+2450 (BOB)
15	DW3	1705	+00	+2450 (BOB)

- 1. T.P. (H.O.)
- 2. T.P. (H.O.)
- 3. FLOOR DRAIN
- 4. FLOOR DRAIN
- 5. FLOOR DRAIN
- 6. FLOOR DRAIN
- 7. FLOOR DRAIN
- 8. FLOOR DRAIN
- 9. FLOOR DRAIN
- 10. FLOOR DRAIN
- 11. FLOOR DRAIN
- 12. FLOOR DRAIN
- 13. FLOOR DRAIN
- 14. FLOOR DRAIN
- 15. FLOOR DRAIN
- 16. FLOOR DRAIN
- 17. FLOOR DRAIN
- 18. FLOOR DRAIN
- 19. FLOOR DRAIN
- 20. FLOOR DRAIN
- 21. FLOOR DRAIN
- 22. FLOOR DRAIN
- 23. FLOOR DRAIN
- 24. FLOOR DRAIN
- 25. FLOOR DRAIN
- 26. FLOOR DRAIN
- 27. FLOOR DRAIN
- 28. FLOOR DRAIN
- 29. FLOOR DRAIN
- 30. FLOOR DRAIN
- 31. FLOOR DRAIN
- 32. FLOOR DRAIN
- 33. FLOOR DRAIN
- 34. FLOOR DRAIN
- 35. FLOOR DRAIN
- 36. FLOOR DRAIN
- 37. FLOOR DRAIN
- 38. FLOOR DRAIN
- 39. FLOOR DRAIN
- 40. FLOOR DRAIN
- 41. FLOOR DRAIN
- 42. FLOOR DRAIN
- 43. FLOOR DRAIN
- 44. FLOOR DRAIN
- 45. FLOOR DRAIN
- 46. FLOOR DRAIN
- 47. FLOOR DRAIN
- 48. FLOOR DRAIN
- 49. FLOOR DRAIN
- 50. FLOOR DRAIN
- 51. FLOOR DRAIN
- 52. FLOOR DRAIN
- 53. FLOOR DRAIN
- 54. FLOOR DRAIN
- 55. FLOOR DRAIN
- 56. FLOOR DRAIN
- 57. FLOOR DRAIN
- 58. FLOOR DRAIN
- 59. FLOOR DRAIN
- 60. FLOOR DRAIN
- 61. FLOOR DRAIN
- 62. FLOOR DRAIN
- 63. FLOOR DRAIN
- 64. FLOOR DRAIN
- 65. FLOOR DRAIN
- 66. FLOOR DRAIN
- 67. FLOOR DRAIN
- 68. FLOOR DRAIN
- 69. FLOOR DRAIN
- 70. FLOOR DRAIN
- 71. FLOOR DRAIN
- 72. FLOOR DRAIN
- 73. FLOOR DRAIN
- 74. FLOOR DRAIN
- 75. FLOOR DRAIN
- 76. FLOOR DRAIN
- 77. FLOOR DRAIN
- 78. FLOOR DRAIN
- 79. FLOOR DRAIN
- 80. FLOOR DRAIN
- 81. FLOOR DRAIN
- 82. FLOOR DRAIN
- 83. FLOOR DRAIN
- 84. FLOOR DRAIN
- 85. FLOOR DRAIN
- 86. FLOOR DRAIN
- 87. FLOOR DRAIN
- 88. FLOOR DRAIN
- 89. FLOOR DRAIN
- 90. FLOOR DRAIN
- 91. FLOOR DRAIN
- 92. FLOOR DRAIN
- 93. FLOOR DRAIN
- 94. FLOOR DRAIN
- 95. FLOOR DRAIN
- 96. FLOOR DRAIN
- 97. FLOOR DRAIN
- 98. FLOOR DRAIN
- 99. FLOOR DRAIN
- 100. FLOOR DRAIN

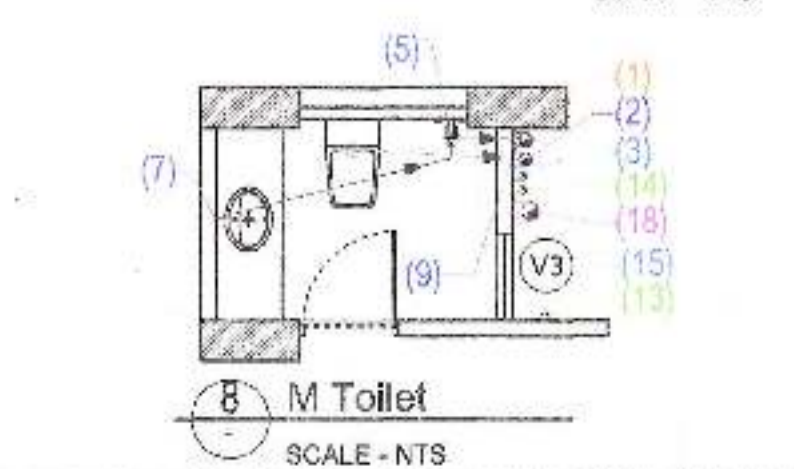
- LEGEND
- 1. T.P. (H.O.)
  - 2. T.P. (H.O.)
  - 3. FLOOR DRAIN
  - 4. FLOOR DRAIN
  - 5. FLOOR DRAIN
  - 6. FLOOR DRAIN
  - 7. FLOOR DRAIN
  - 8. FLOOR DRAIN
  - 9. FLOOR DRAIN
  - 10. FLOOR DRAIN
  - 11. FLOOR DRAIN
  - 12. FLOOR DRAIN
  - 13. FLOOR DRAIN
  - 14. FLOOR DRAIN
  - 15. FLOOR DRAIN
  - 16. FLOOR DRAIN
  - 17. FLOOR DRAIN
  - 18. FLOOR DRAIN
  - 19. FLOOR DRAIN
  - 20. FLOOR DRAIN
  - 21. FLOOR DRAIN
  - 22. FLOOR DRAIN
  - 23. FLOOR DRAIN
  - 24. FLOOR DRAIN
  - 25. FLOOR DRAIN
  - 26. FLOOR DRAIN
  - 27. FLOOR DRAIN
  - 28. FLOOR DRAIN
  - 29. FLOOR DRAIN
  - 30. FLOOR DRAIN
  - 31. FLOOR DRAIN
  - 32. FLOOR DRAIN
  - 33. FLOOR DRAIN
  - 34. FLOOR DRAIN
  - 35. FLOOR DRAIN
  - 36. FLOOR DRAIN
  - 37. FLOOR DRAIN
  - 38. FLOOR DRAIN
  - 39. FLOOR DRAIN
  - 40. FLOOR DRAIN
  - 41. FLOOR DRAIN
  - 42. FLOOR DRAIN
  - 43. FLOOR DRAIN
  - 44. FLOOR DRAIN
  - 45. FLOOR DRAIN
  - 46. FLOOR DRAIN
  - 47. FLOOR DRAIN
  - 48. FLOOR DRAIN
  - 49. FLOOR DRAIN
  - 50. FLOOR DRAIN
  - 51. FLOOR DRAIN
  - 52. FLOOR DRAIN
  - 53. FLOOR DRAIN
  - 54. FLOOR DRAIN
  - 55. FLOOR DRAIN
  - 56. FLOOR DRAIN
  - 57. FLOOR DRAIN
  - 58. FLOOR DRAIN
  - 59. FLOOR DRAIN
  - 60. FLOOR DRAIN
  - 61. FLOOR DRAIN
  - 62. FLOOR DRAIN
  - 63. FLOOR DRAIN
  - 64. FLOOR DRAIN
  - 65. FLOOR DRAIN
  - 66. FLOOR DRAIN
  - 67. FLOOR DRAIN
  - 68. FLOOR DRAIN
  - 69. FLOOR DRAIN
  - 70. FLOOR DRAIN
  - 71. FLOOR DRAIN
  - 72. FLOOR DRAIN
  - 73. FLOOR DRAIN
  - 74. FLOOR DRAIN
  - 75. FLOOR DRAIN
  - 76. FLOOR DRAIN
  - 77. FLOOR DRAIN
  - 78. FLOOR DRAIN
  - 79. FLOOR DRAIN
  - 80. FLOOR DRAIN
  - 81. FLOOR DRAIN
  - 82. FLOOR DRAIN
  - 83. FLOOR DRAIN
  - 84. FLOOR DRAIN
  - 85. FLOOR DRAIN
  - 86. FLOOR DRAIN
  - 87. FLOOR DRAIN
  - 88. FLOOR DRAIN
  - 89. FLOOR DRAIN
  - 90. FLOOR DRAIN
  - 91. FLOOR DRAIN
  - 92. FLOOR DRAIN
  - 93. FLOOR DRAIN
  - 94. FLOOR DRAIN
  - 95. FLOOR DRAIN
  - 96. FLOOR DRAIN
  - 97. FLOOR DRAIN
  - 98. FLOOR DRAIN
  - 99. FLOOR DRAIN
  - 100. FLOOR DRAIN



6 Mummy room layout plan  
SCALE - NTS



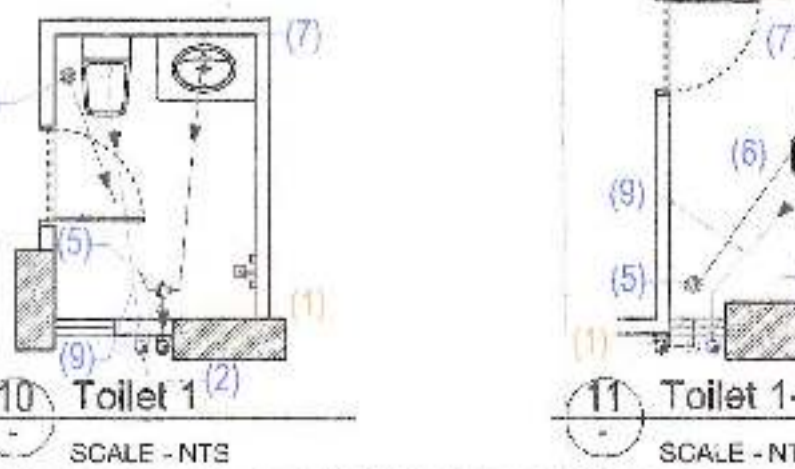
7 Domestic water tank layout plan  
SCALE - NTS



8 M Toilet  
SCALE - NTS



9 Toilet 2  
SCALE - NTS



10 Toilet 1  
SCALE - NTS



11 Toilet 1-PH  
SCALE - NTS



12 M Toilet - PH  
SCALE - NTS

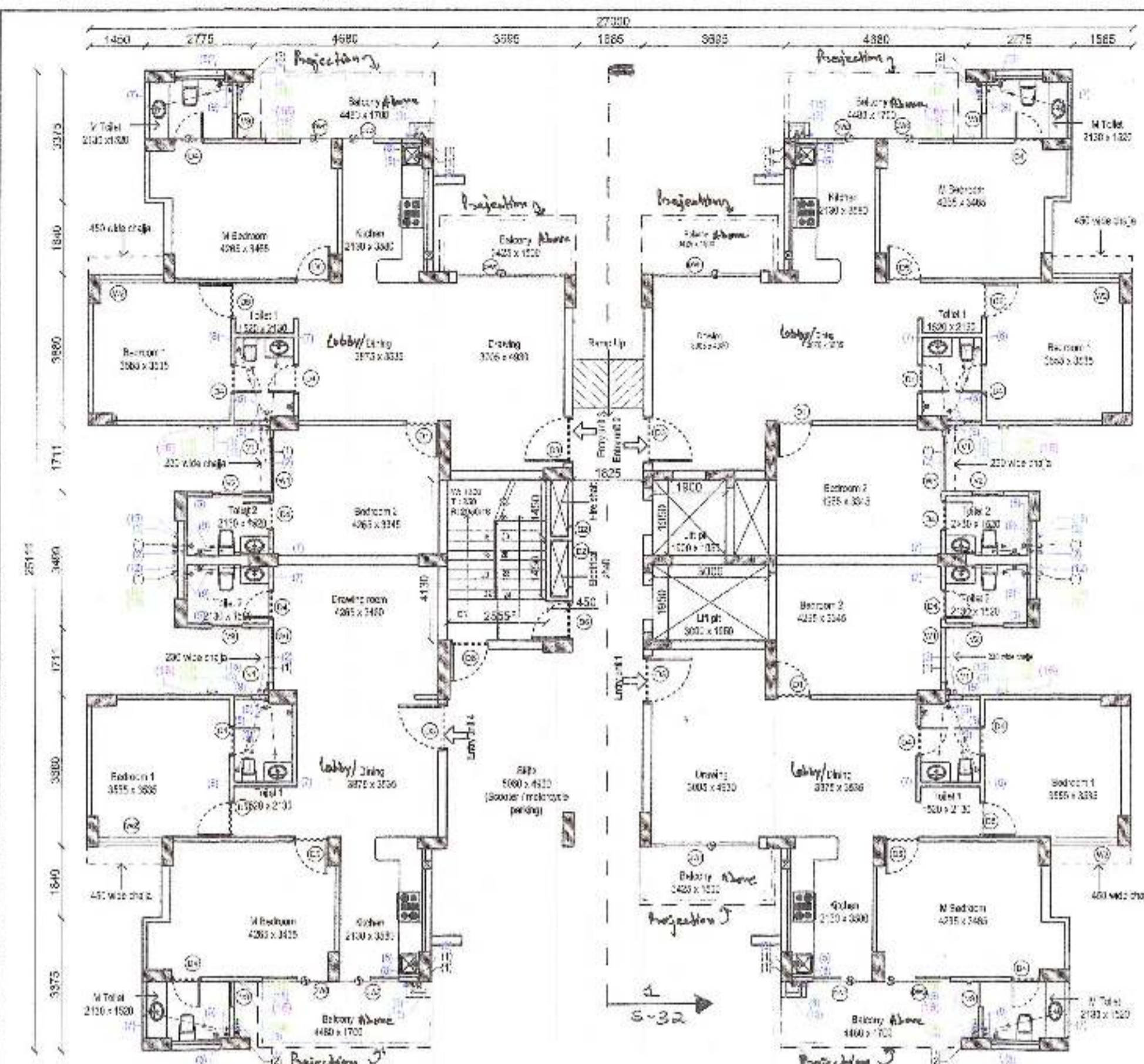
PROJECT TITLE  
**Approval of Revised Building Plan of Group Housing Colony area measuring 25.44 acres (Licence No. 78 of 2010 dated 15.10.2010) in Sector-69 & 70, Gurgaon Manesar Urban Complex being developed by Sh. Amit, Sumit and others in collaboration with M/s Tulip Infratech Pvt. Ltd.**

DRAWING TITLE  
**SUBMISSION DRAWING CLUSTER TYPE - B BLOCK - B6 PLANS**

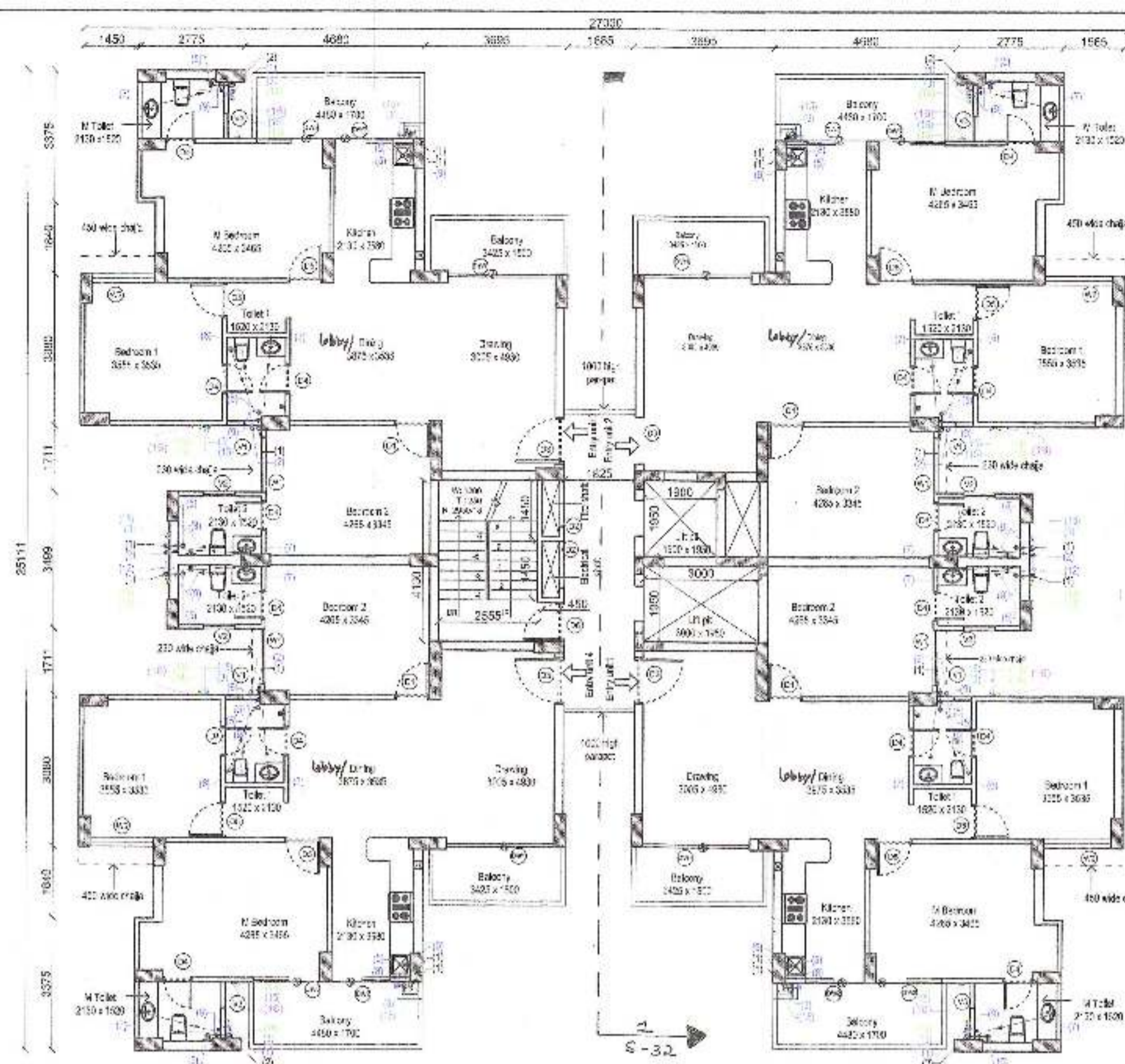
OWNER'S SIGNATURE  
For TULIP INFRA TECH PVT. LTD.  
*[Signature]*  
AUTHORISED SIGNATORY

ARCHITECT'S SIGNATURE  
*[Signature]*  
ARCHITECTS  
**Design Cosmos**  
Architects & Interior Design Consultants  
23-F, Ward No. 1, Mehrauli, ND-110030  
Email : studio.designcosmos@gmail.com  
Contact : 011-45503878

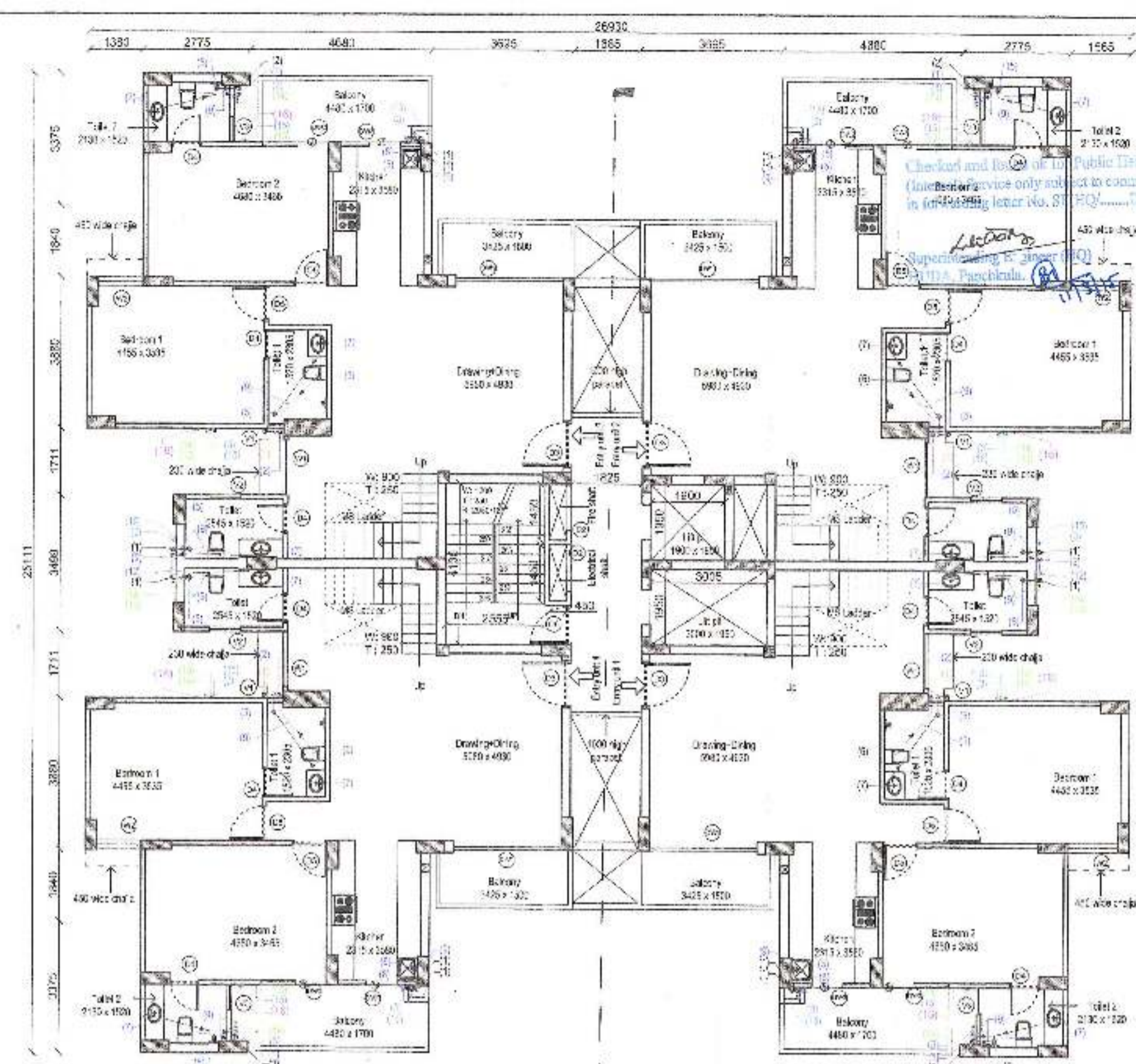
DATE OCT 2014 DWG. NO.  
SCALE NTS  
DEALT AS  
CHECKED MA  
**S - 19**



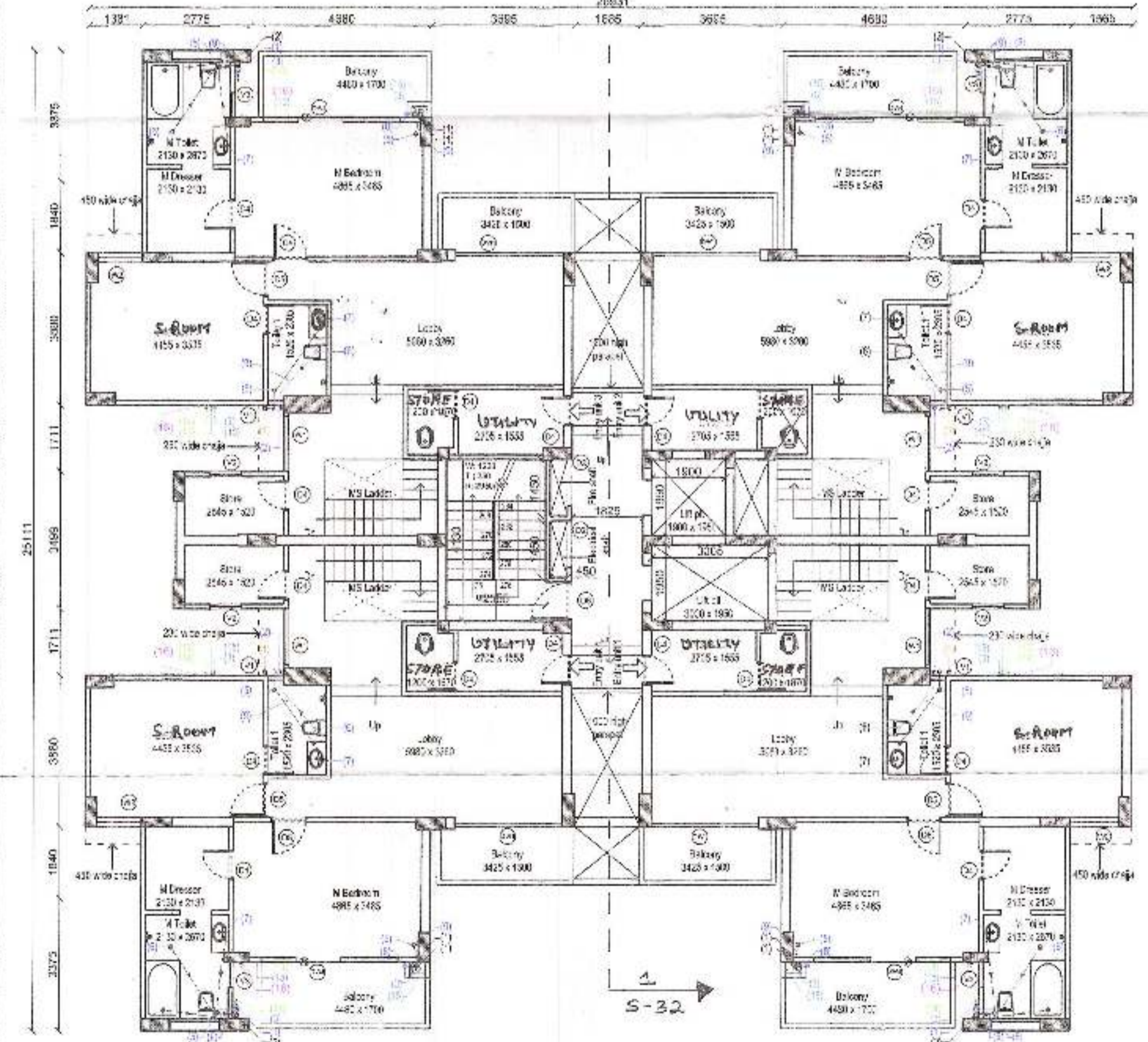
1 Ground Floor Plan  
SCALE - NTS



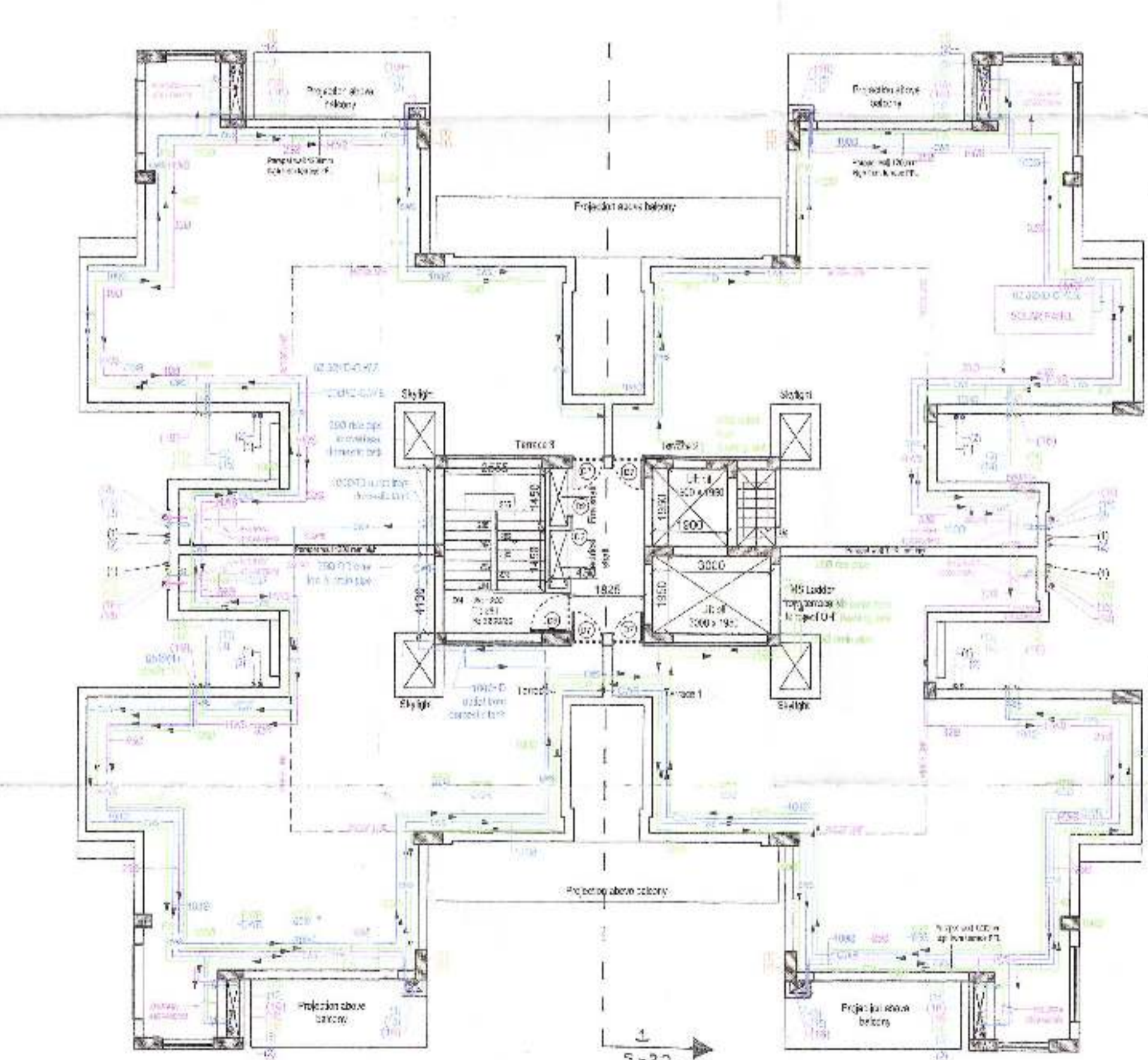
2 Typical Floor Plan (1st to 12th) floor  
SCALE - NTS



3 13th Floor Plan (Lower Ph. House)  
SCALE - NTS



4 14th Floor Plan (Upper Ph. House)  
SCALE - NTS



5 Terrace plan  
SCALE - NTS

DOOR/WINDOW SCHEDULE				
S No.	Type	Width (mm)	Lintel (mm)	Height (mm)
1	D1	900	+200	2100
2	D2	1200	+300	1800
3	D3	1100	+50	-2450 (BOE)
4	D4	750	+50	-2100
5	D5	925	+50	-2100
6	D6	1000	+100	+2450 (BOB)
7	D7	1685	+100	+2450 (BOB)
8	W1	1410	-100	+2450 (BOB)
9	W2	1635	-800	+2450 (BOB)
10	W1	450	-850	+2450 (BOB)
11	W2	300	-1200	+2450 (BOB)
12	W3	650	-1200	+2450 (BOB)
13	DW1	2775	+50	-2450 (BOE)
14	DW2	1530	+50	-2450 (BOE)
15	DW3	1705	+50	-2450 (BOB)

**PLUMBING LEGEND**

- 100 CO. SILENT FLOOR
- 100 CO. SILENT ROOF
- 100 CO. SILENT WALL
- 100 CO. SILENT CEILING
- 100 CO. SILENT FLOOR
- 100 CO. SILENT ROOF
- 100 CO. SILENT WALL
- 100 CO. SILENT CEILING
- 100 CO. SILENT FLOOR
- 100 CO. SILENT ROOF
- 100 CO. SILENT WALL
- 100 CO. SILENT CEILING
- 100 CO. SILENT FLOOR
- 100 CO. SILENT ROOF
- 100 CO. SILENT WALL
- 100 CO. SILENT CEILING

**LEGEND**

- 100 CO. SILENT FLOOR
- 100 CO. SILENT ROOF
- 100 CO. SILENT WALL
- 100 CO. SILENT CEILING
- 100 CO. SILENT FLOOR
- 100 CO. SILENT ROOF
- 100 CO. SILENT WALL
- 100 CO. SILENT CEILING
- 100 CO. SILENT FLOOR
- 100 CO. SILENT ROOF
- 100 CO. SILENT WALL
- 100 CO. SILENT CEILING
- 100 CO. SILENT FLOOR
- 100 CO. SILENT ROOF
- 100 CO. SILENT WALL
- 100 CO. SILENT CEILING

**PROJECT TITLE**  
Approval of Revised Building Plan of Group Housing Colony area measuring 25.44 acres (Licence No. 78 of 2010 dated 15.10.2010) in Sector-69 & 70, Gurgaon Manesar Urban Complex being developed by Sh. Amit, Sumit and others in collaboration with M/s Tulip Infratech Pvt. Ltd.

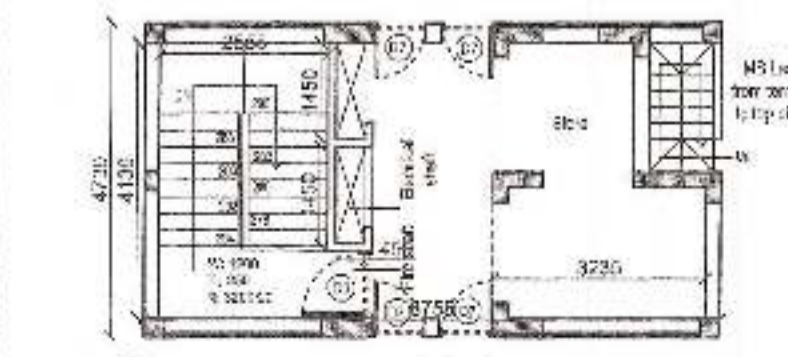
**DRAWING TITLE**  
SUBMISSION DRAWING  
CLUSTER TYPE - B  
BLOCK - B7  
PLANS

**OWNER'S SIGNATURE**  
For TULIP INFRA TECH PVT. LTD.  
AUTHORISED SIGNATORY


**ARCHITECT'S SIGNATURE**  
APOORV SINGH  
CA/2008/42704

**ARCHITECTS**  
Design Cosmos  
Architects & Interior Design Consultants  
26-F, Ward No. 1, Mohrauli, ND-110030  
Email: srucl@designcosmos@gmail.com  
Contact: 011-45663878

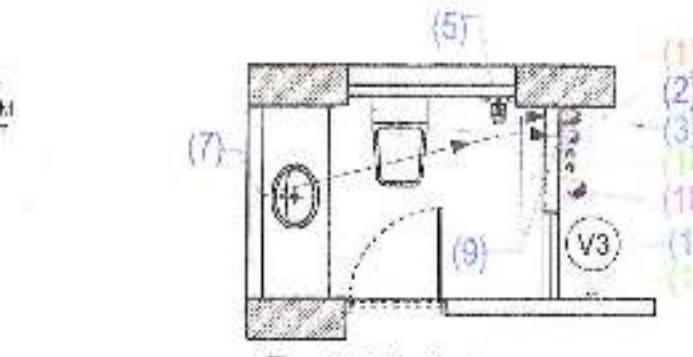
**DATE** OCT 2014 **DWG. NO.**  
**SCALE** NTS  
**DEALT** AS **S - 21**  
**CHECKED** MA



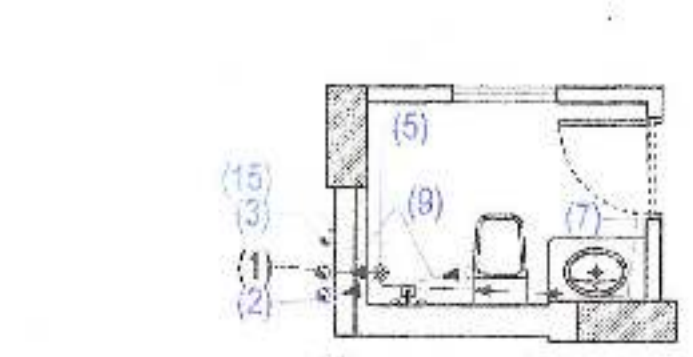
6 Mummy room IV plan  
SCALE - NTS



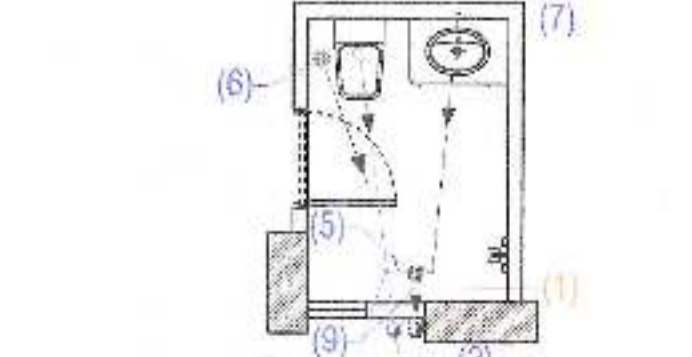
7 Domestic water tank IV plan  
SCALE - NTS



8 M Toilet  
SCALE - NTS



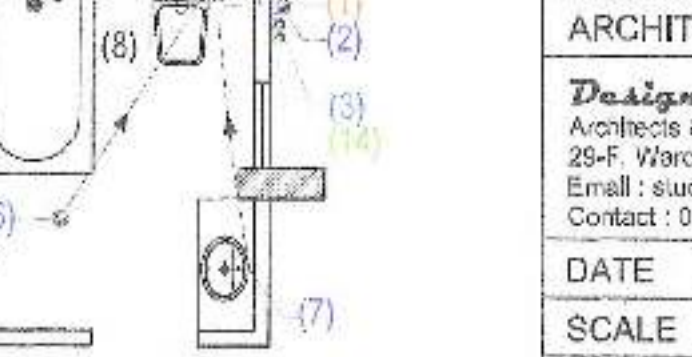
9 Toilet 2  
SCALE - NTS



10 Toilet 1  
SCALE - NTS

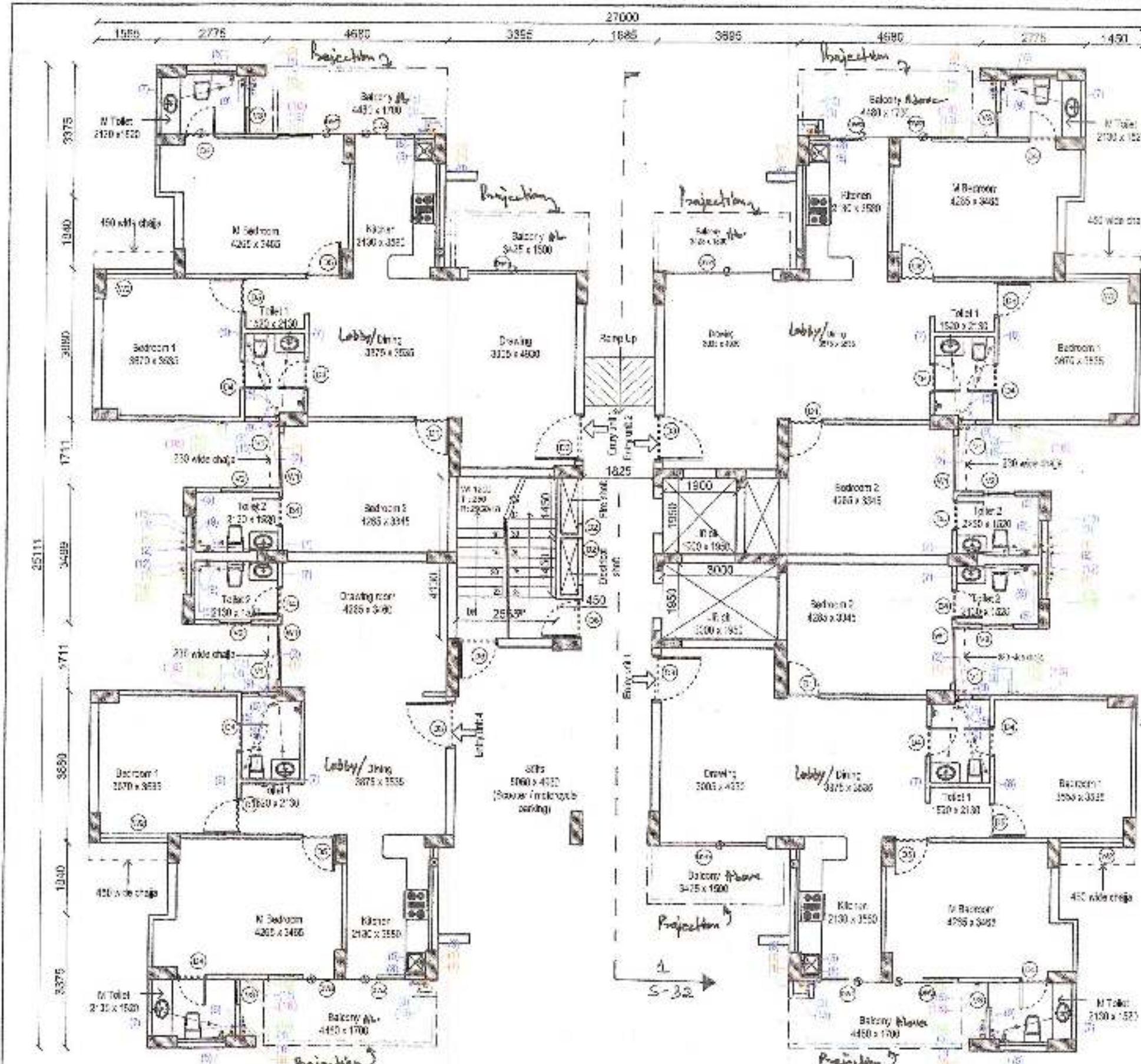


11 Toilet 1-PH  
SCALE - NTS

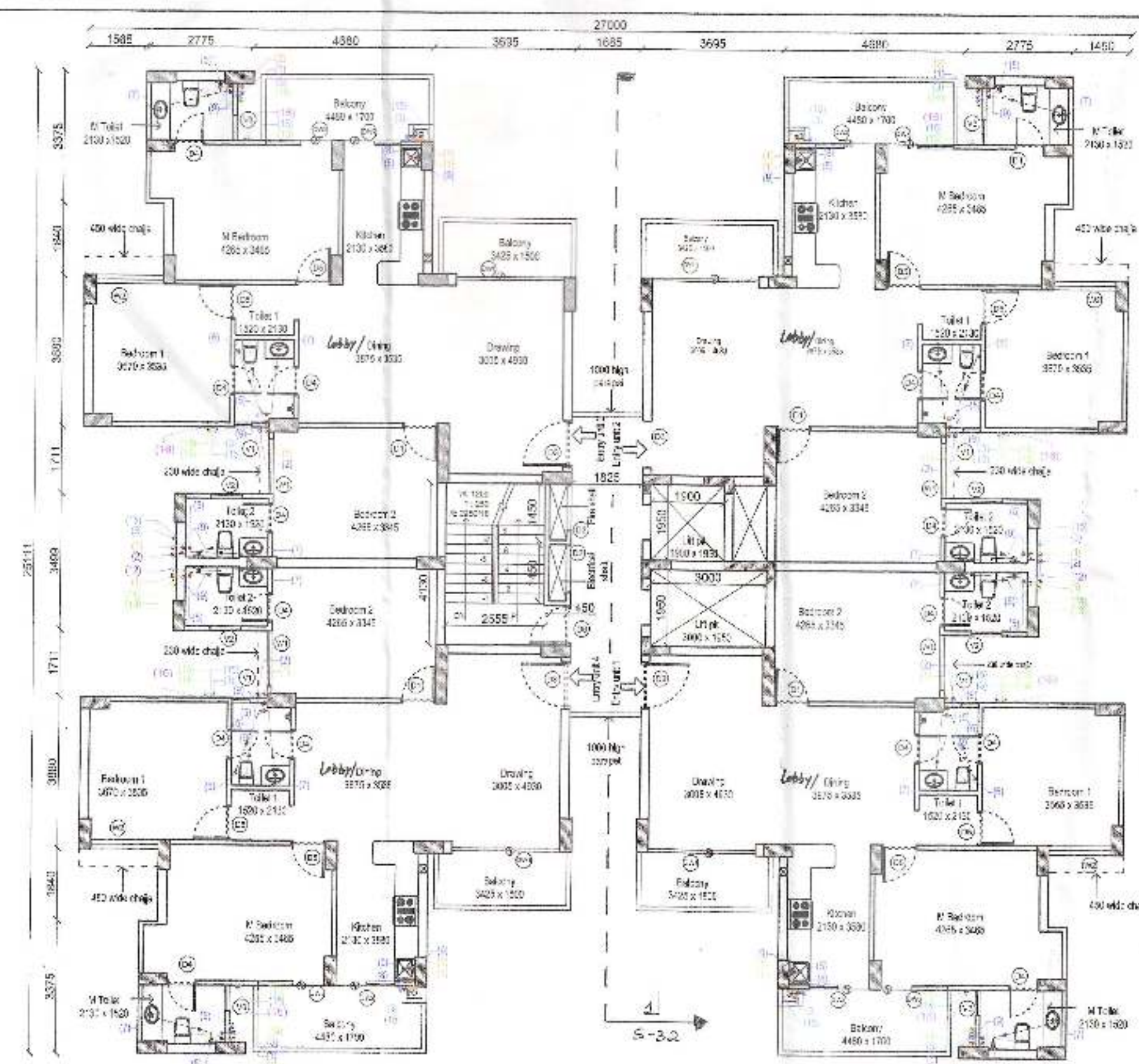


12 M Toilet - PH  
SCALE - NTS

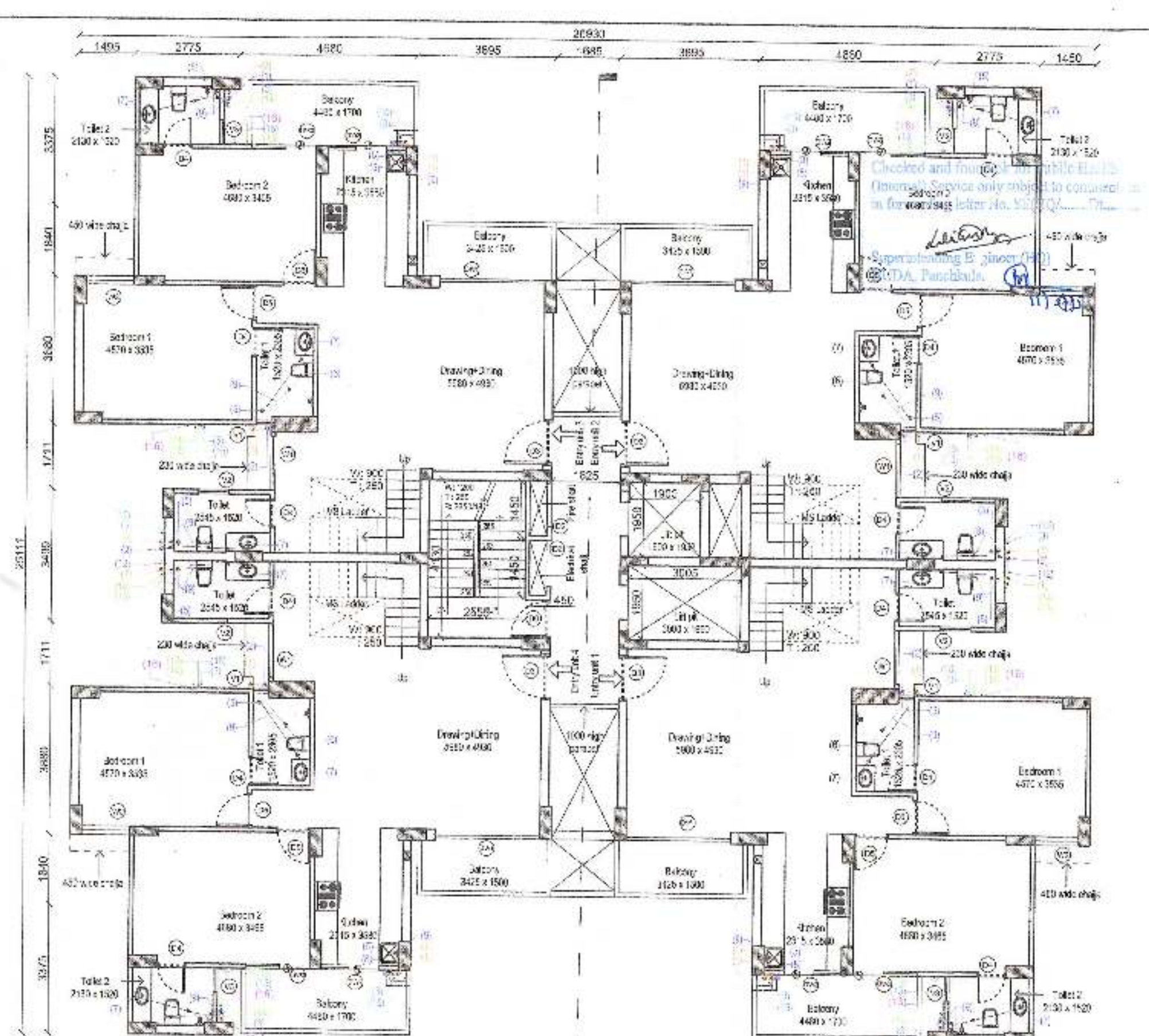




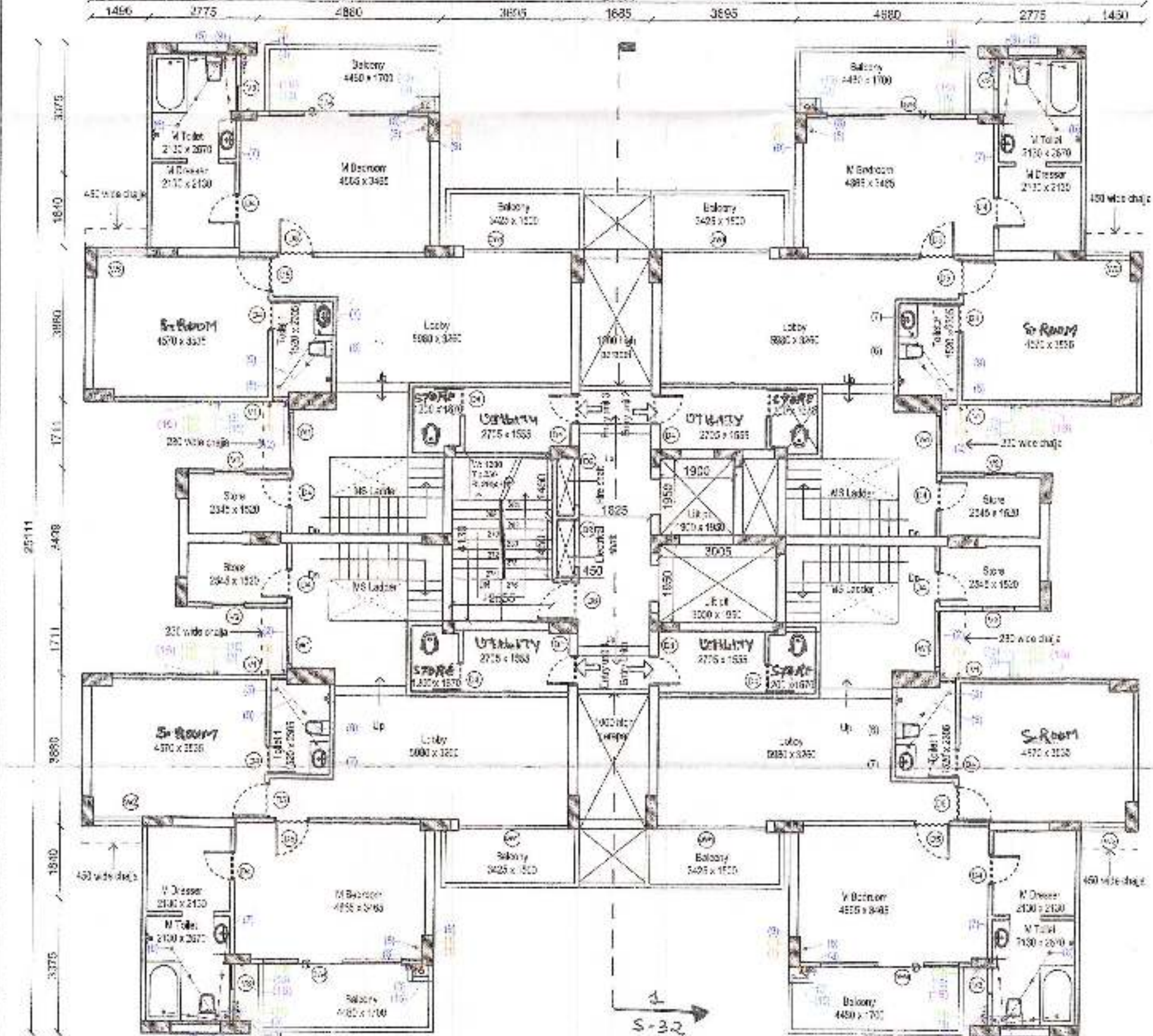
1 Ground Floor Plan  
SCALE - NTS



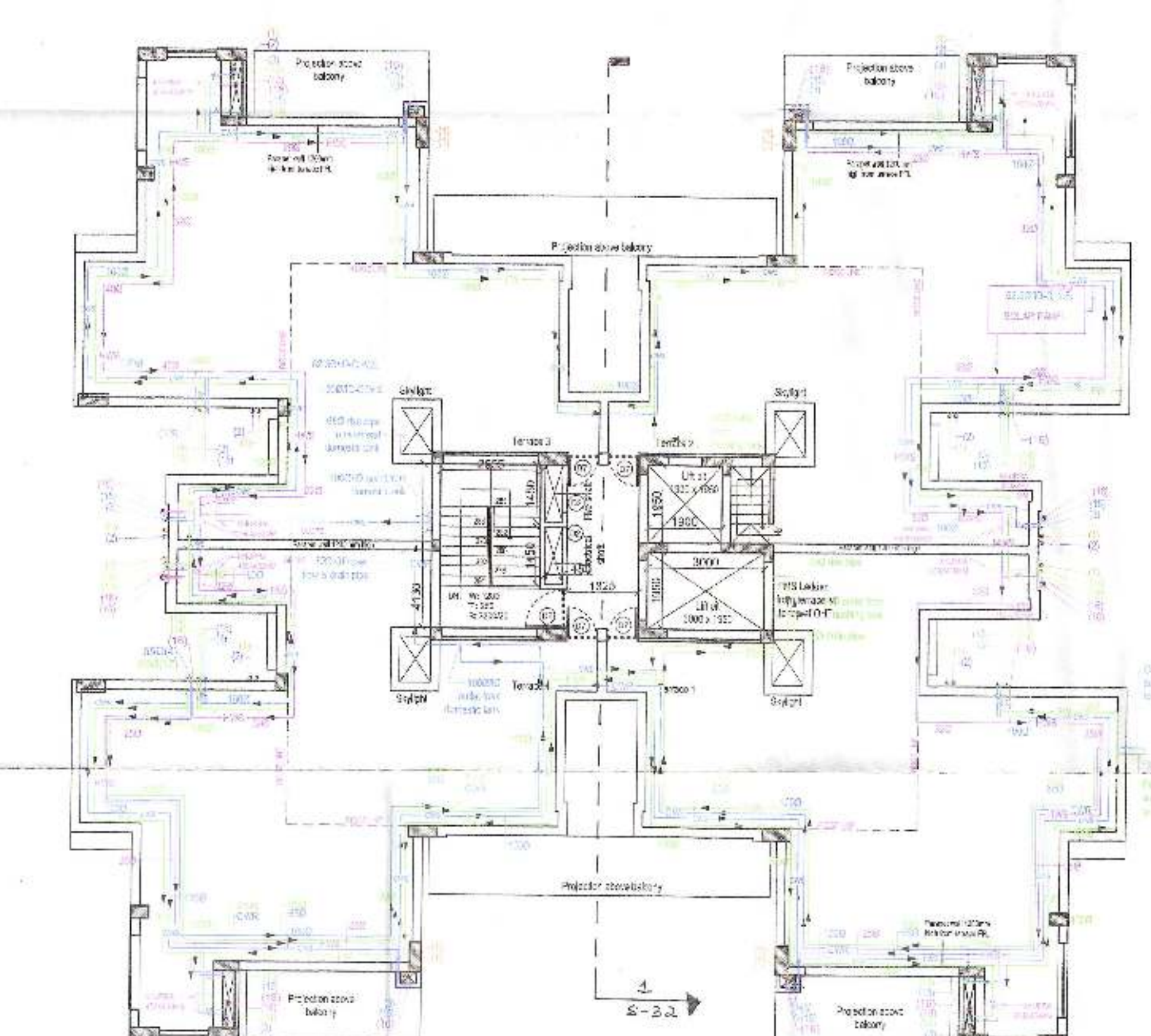
2 Typical Floor Plan (1st to 12th Floor)  
SCALE - NTS



3 3rd Floor Plan (Lower PH House)  
SCALE - NTS

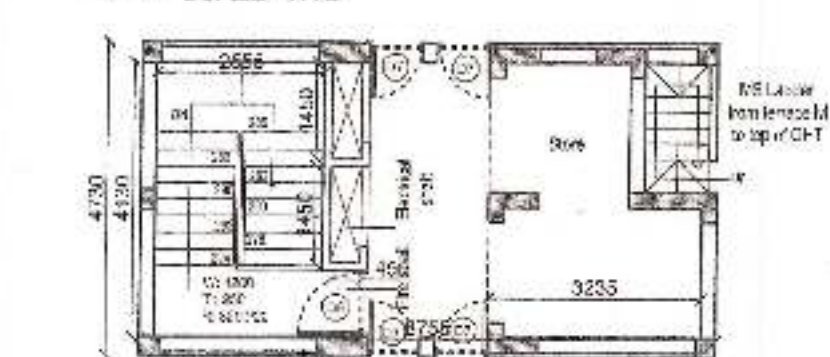


4 14th Floor Plan (Upper PH House)  
SCALE - NTS

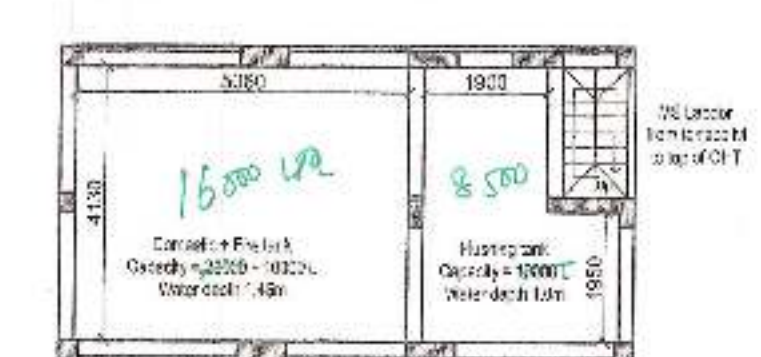


5 Terrace plan  
SCALE - NTS

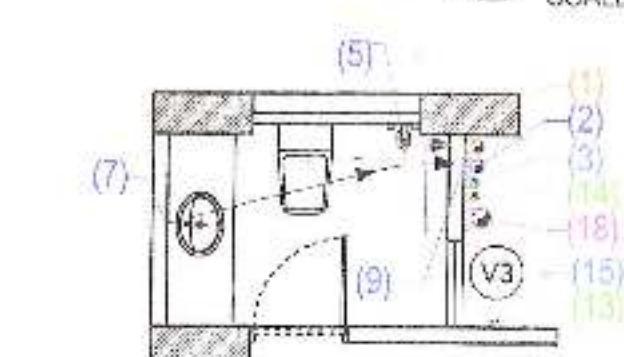
DOOR/WINDOW SCHEDULE				
S No.	Type	Width (mm)	Clear (mm)	Height (mm)
1	D1	900	+00	+2100
2	D2	1200	+500	-2100
3	D3	1100	+50	-2450 (BOB)
4	D4	750	+50	+2100
5	D5	925	+00	+2100
6	D6	1000	+00	+2450 (BOB)
7	D7	1850	+00	+2450 (BOB)
8	W1	1410	+100	-2450 (BOB)
9	W2	1635	+600	-2450 (BOB)
10	V1	450	+650	+2450 (BOB)
11	V2	500	-1200	+2450 (BOB)
12	V3	550	-1200	+2450 (BOB)
13	DW1	2775	+00	-2450 (BOB)
14	DW2	1530	+00	-2450 (BOB)
15	DW3	1705	+00	+2450 (BOB)



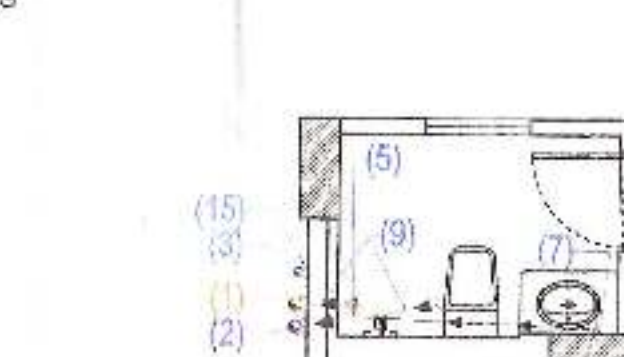
6 Mummy room layout plan  
SCALE - NTS



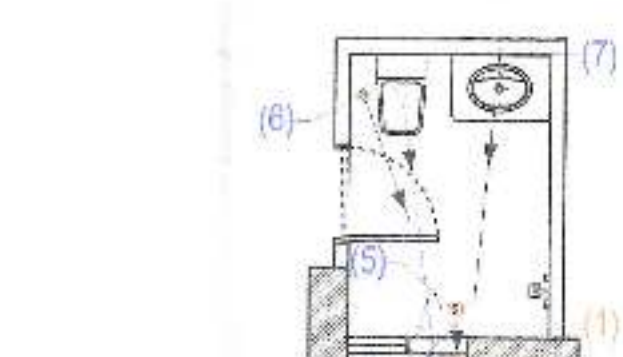
7 Domestic water tank layout plan  
SCALE - NTS



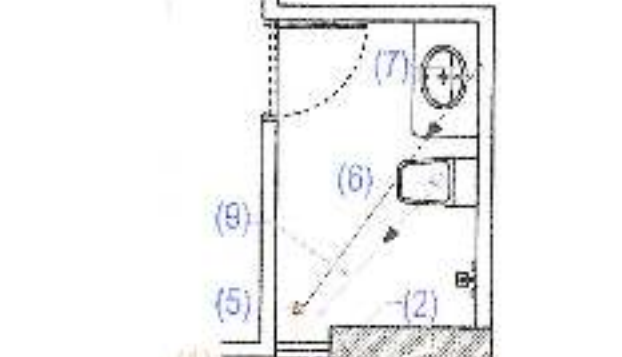
8 M Toilet  
SCALE - NTS



9 Toilet 2  
SCALE - NTS



10 Toilet 1  
SCALE - NTS



11 Toilet 1-PH  
SCALE - NTS



12 M Toilet - PH  
SCALE - NTS

PROJECT TITLE  
Approval of Revised Building Plan of Group Housing Colony area measuring 25.44 acres (Licence No. 78 of 2010 dated 15.10.2010) in Sector-69 & 70, Gurgaon Manesar Urban Complex being developed by Sh. Amit, Sumit and others in collaboration with M/s Tulip Infratech Pvt. Ltd.

DRAWING TITLE  
SUBMISSION DRAWING  
CLUSTER TYPE - B  
BLOCK - B11  
PLANS  
OWNER'S SIGNATURE  
For TULIP INFRA TECH PVT. LTD.  
AUTHORISED SIGNATORY

ARCHITECT'S SIGNATURE  
APOORV SINGH  
CA/2008/42704  
ARCHITECTS  
Design Corner  
Architects & Interior Design Consultants  
29-F, Ward No. 1, Manesar, ND-110030  
Email: studio.designcorner@gmail.com  
Contact: 011-45563878  
DATE OCT 2014 DWG. NO.  
SCALE NTS  
DEALT AS  
CHECKED MA S - 26

D.P. (H) Manager Secretary  
 S.P. (S) Member B.P.C.  
 C. Chairman B.P.C.  
 AD KARISHAN KUMAR  
 D.D. DEV KUMAR  
 PA PRAE KUMAR  
 AT1 PREMA SHY



**PROJECT TITLE**  
 Approval of Revised Building Plan of Group Housing Colony area measuring 25.44 acres (Licence No. 78 of 2010 dated 15.10.2010) in Sector-69 & 70, Gurgaon Manesar Urban Complex being developed by Sh. Amit, Sumit and others in collaboration with M/s Tulip Infratech Pvt. Ltd.

**DRAWING TITLE**  
 SUBMISSION DRAWING CLUSTER TYPE - A BLOCK - A3-A7, A11-A12, A14 ELEVATIONS

**OWNER'S SIGNATURE**  
 For TULIP INFRA TECH PVT. LTD.  
*[Signature]*  
 AUTHORISED SIGNATORY

**ARCHITECT'S SIGNATURE**  
*[Signature]*  
 APOORV SINGH  
 CA/2008/42704

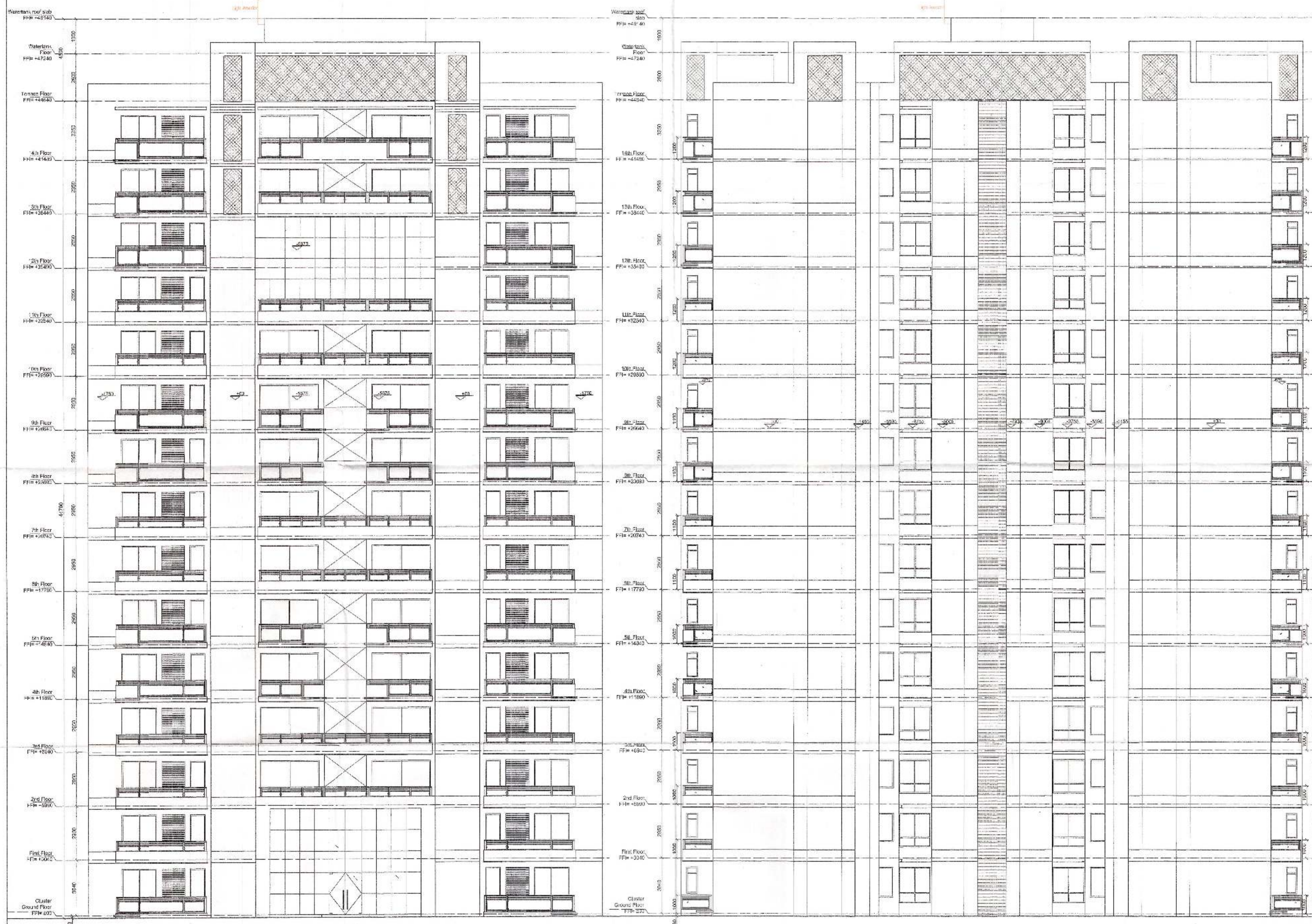
**ARCHITECTS**  
 Design Cosmos  
 Architects & Interior Design Consultants  
 29-F, Ward No. 1, Mehrauli, ND-110030  
 Email : studio.designcosmos@gmail.com  
 Contact : 011-45693878

DATE	OCT 2014	DWG. NO.
SCALE	NTS	S - 09
DEALT	AS	
CHECKED	MA	

1 Front Elevation  
 SCALE - NTS

2 Side Elevation  
 SCALE - NTS

D.P. (H) Manager Secretary  
 S.P. (S) Member B.P.C.  
 C. Chairman B.P.C.  
 AD KARISHAN KUMAR  
 D.D. DEV KUMAR  
 PA PRAE KUMAR  
 AT1 PREETI SHY



1 Front Elevation  
 SCALE - NTS

2 Side Elevation  
 SCALE - NTS

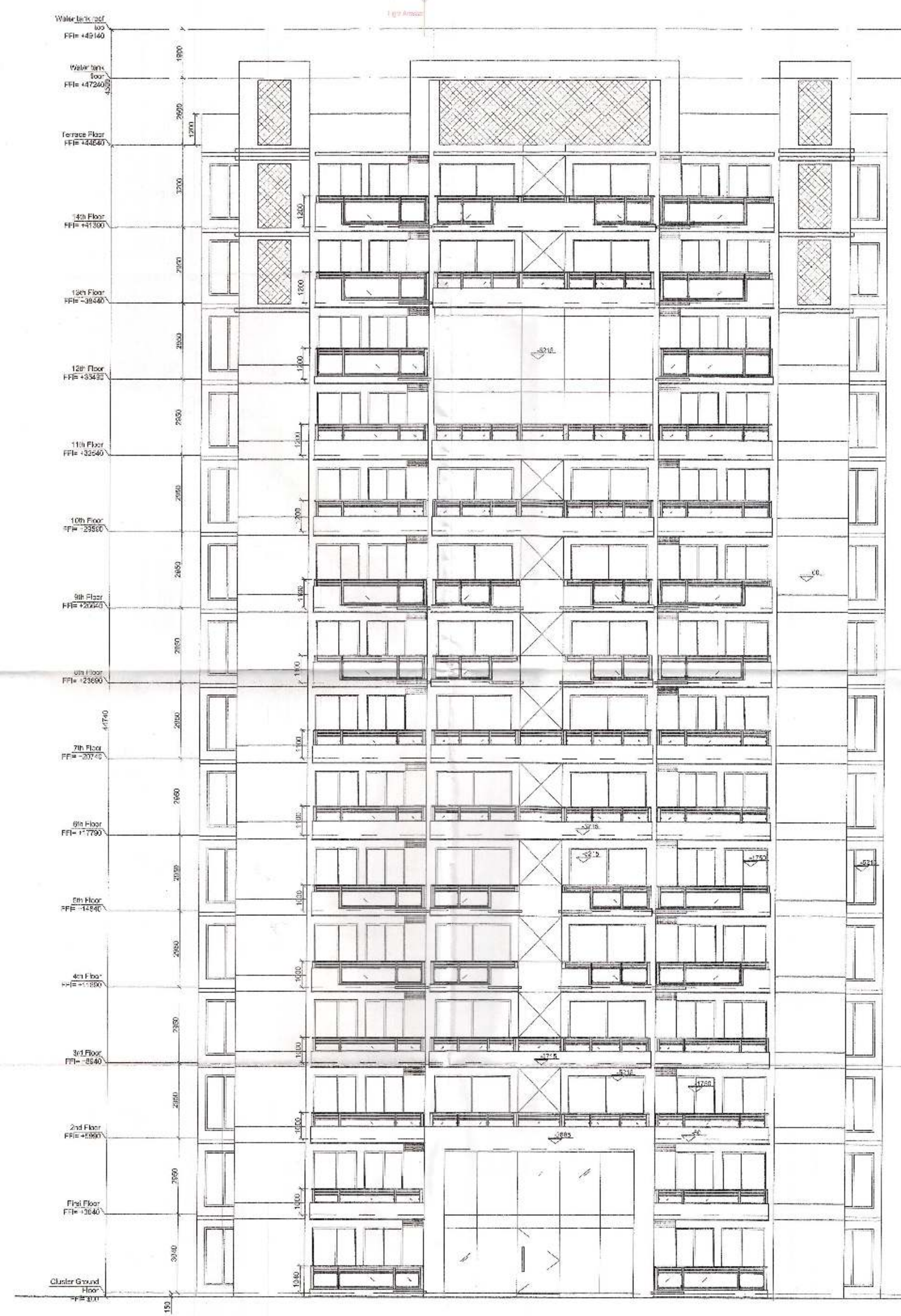
PROJECT TITLE	
Approval of Revised Building Plan of Group Housing Colony area measuring 25.44 acres (Licence No. 78 of 2010 dated 15.10.2010) in Sector-69 & 70, Gurgaon Manesar Urban Complex being developed by Sh. Amit, Sumit and others in collaboration with M/s Tulip Infratech Pvt. Ltd.	
DRAWING TITLE	
SUBMISSION DRAWING CLUSTER TYPE - A BLOCK - A3-A7, A11-A12, A14 ELEVATIONS	
OWNER'S SIGNATURE	
For TULIP INFRA TECH PVT. LTD. <i>[Signature]</i> AUTHORISED SIGNATORY	
ARCHITECT'S SIGNATURE	
<i>[Signature]</i> APOORV SINGH CA/2008/42704	
ARCHITECTS	
Design Cosmos Architects & Interior Design Consultants 29-F, Ward No. 1, Mehrauli, ND-110030 Email : studio.designcosmos@gmail.com Contact : 011-45693878	
DATE	OCT 2014
SCALE	NTS
DEALT	AS
CHECKED	MA
DWG. NO.	S - 09

D.P. (HQ) Member Secretary  
 B.C.

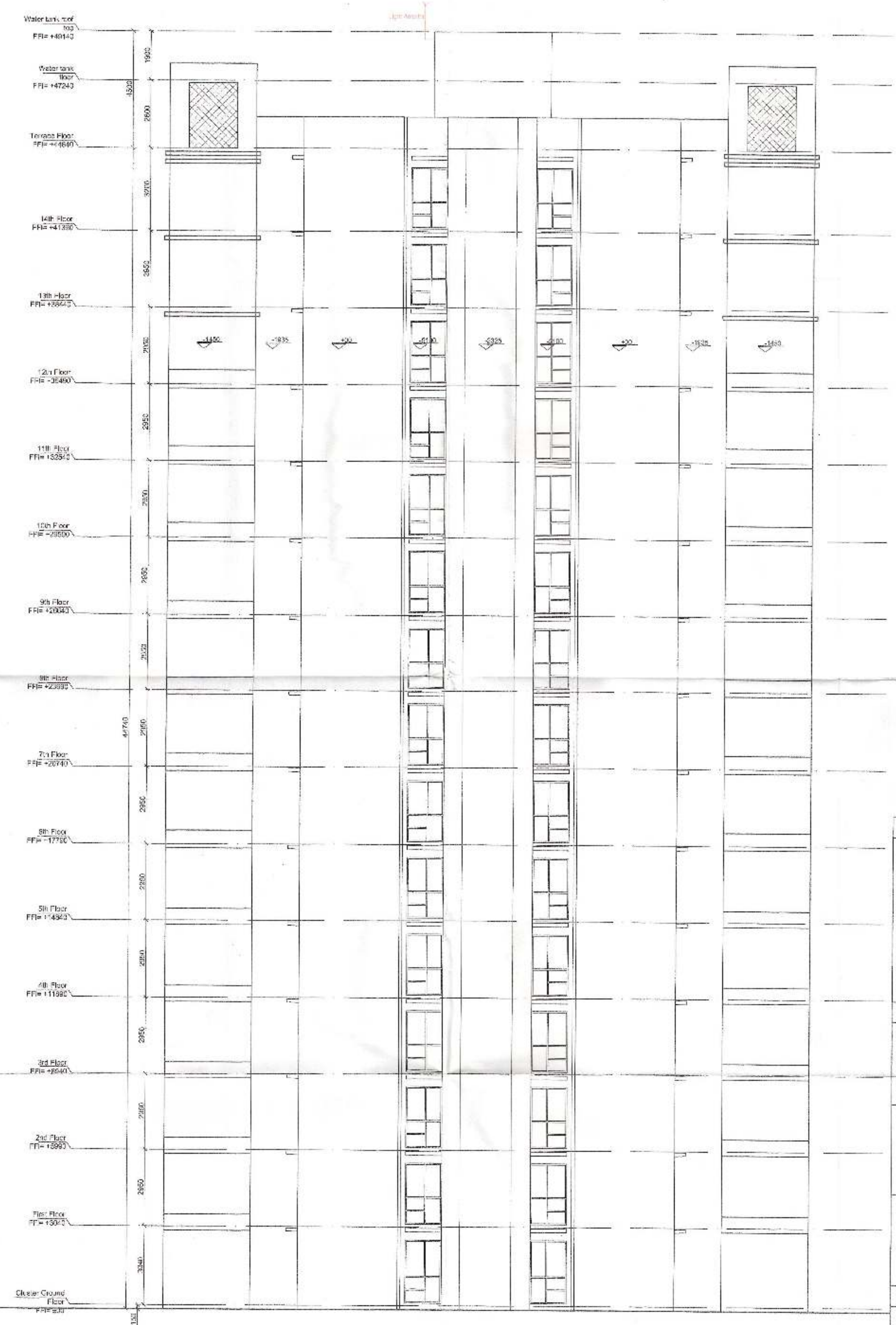
B.P. (G) Member B.C.  
 B.C.

C.P. (C) Chairman B.C.  
 B.C.

A.D. KARISHAN KUMAR  
 S.D. DEV KUMAR  
 P.A. PREM KUMAR  
 A.T.F. PREET SINGH



Front Elevation  
 SCALE - NTS



Side Elevation  
 SCALE - NTS

**PROJECT TITLE**  
 Approval of Revised Building Plan of Group Housing Colony area measuring 25.44 acres (Licence No. 78 of 2010 dated 15.10.2010) in Sector-69 & 70, Gurgaon Manesar Urban Complex being developed by Sh. Amit, Sumit and others in collaboration with M/s Tulip Infratech Pvt. Ltd.

**DRAWING TITLE**  
 SUBMISSION DRAWING  
 CLUSTER TYPE - B  
 BLOCK - B1-B11, B21-B24  
 ELEVATIONS

**OWNER'S SIGNATURE**  
 For TULIP INFRA TECH PVT. LTD.  
 Vikash Kumar  
 AUTHORIZED SIGNATORY

**ARCHITECT'S SIGNATURE**  
 APOORV SINGH  
 CA/2008/42703

**ARCHITECTS**  
 Design Cosmos  
 Architects & Interior Design Consultants  
 23-F, Wazirpur No. 1, Mehrauli, ND-110030  
 Email: studio.designcosmos@gmail.com  
 Contact: 011-45563878

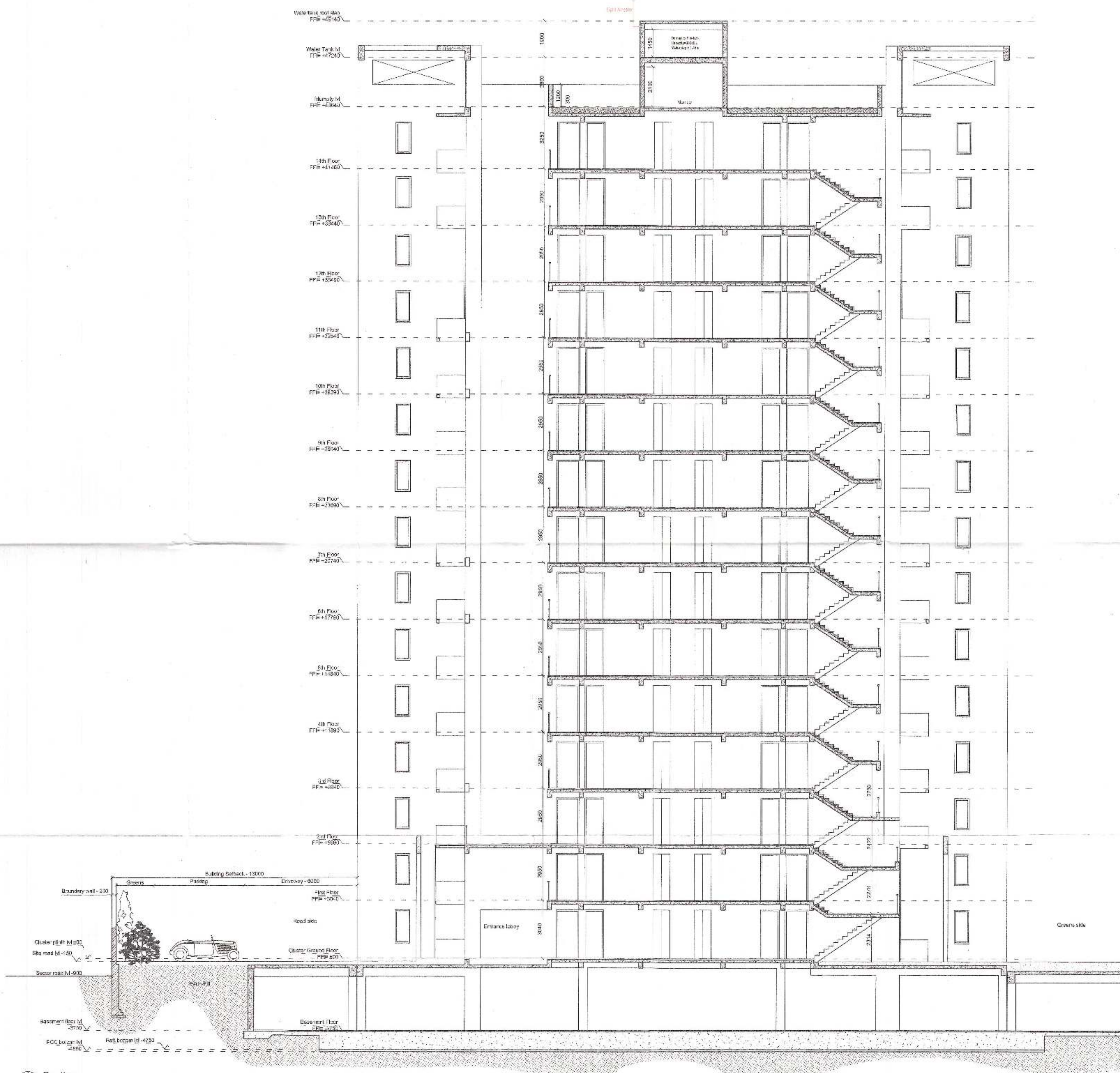
DATE	OCT 2014	DWG. NO.
SCALE	NTS	S - 31
DEALT	AS	
CHECKED	MA	

D.T.P. (H.O.)  
 Member Secretary  
 B.P.C.

S.T.P. (G)  
 Member  
 B.P.C.

C.T.P. (Hr)  
 Chairman  
 B.P.C.

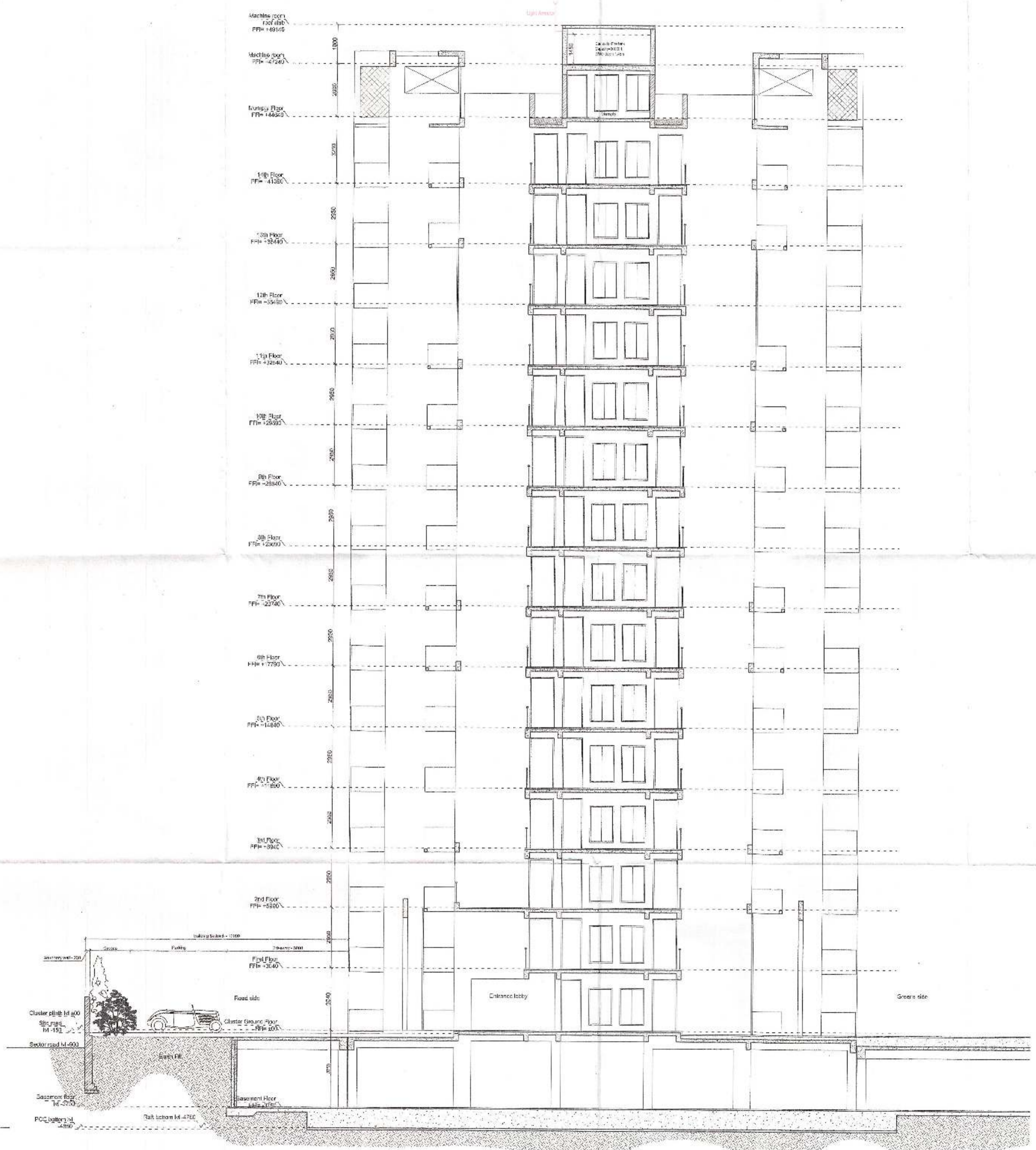
A.D.  
 J.D.  
 K.D.  
 P.A.  
 A.T.F.



PROJECT TITLE		
Approval of Revised Building Plan of Group Housing Colony area measuring 25.44 acres (Licence No. 78 of 2010 dated 15.10.2010) in Sector-69 & 70, Gurgaon Manesar Urban Complex being developed by Sh. Amit, Sumit and others in collaboration with M/s Tulip Infratech Pvt. Ltd.		
DRAWING TITLE		
SUBMISSION DRAWING CLUSTER TYPE - A BLOCK - A3-A7, A11-A12, A14 SECTION		
OWNER'S SIGNATURE		
For TULIP INFRA TECH PVT. LTD. <i>[Signature]</i> AUTHORISED SIGNATORY		
ARCHITECT'S SIGNATURE		
TAPOORV SINGH CA/2008/42704		
ARCHITECTS		
Design Cosmos Architects & Interior Design Consultants 28-F, Ward No. 1, Mehrauli, ND-110030 Email: studio.design.cosmos@gmail.com, Contact: 011-45963878		
DATE	OCT 2014	DWG. NO.
SCALE	NTS	S - 10
DEALT	AS	
CHECKED	MA	

Section  
 SCALE - NTS

C.P. (H) Member Secretary  
 B.P.C.  
 C.T.P. (S) Member B.P.C.  
 C.T.P. (H) Chairman B.P.C.  
 A.D. K. KUMAR  
 J.D. K. KUMAR  
 P.A. K. KUMAR  
 A.T. K. KUMAR



**PROJECT TITLE**  
 Approval of Revised Building Plan of Group Housing Colony area measuring 25.44 acres (Licence No. 78 of 2010 dated 15.10.2010) in Sector-69 & 70, Gurgaon Manesar Urban Complex being developed by Sh. Amit, Sumit and others in collaboration with M/s Tulip Infratech Pvt. Ltd.

**DRAWING TITLE**  
 SUBMISSION DRAWING  
 CLUSTER TYPE - B  
 BLOCK - B1-B11, B21-B24  
 SECTION

**OWNER'S SIGNATURE**  
 For TULIP INFRA TECH PVT. LTD.  
 Vikas Jain  
 AUTHORISED SIGNATORY

**ARCHITECT'S SIGNATURE**  
 APOORV SINGH  
 CA/2008/42704

**ARCHITECTS**  
 Design Cosmos  
 Architects & Interior Design Consultants  
 25-F, Ward No. 1, Mehruva, ND-110030  
 Email: studio.designcosmos@gmail.com  
 Contact: 011-45563878

DATE OCT 2014 DWG. NO. S-32  
 SCALE NTS  
 DEALT AS  
 CHECKED MA

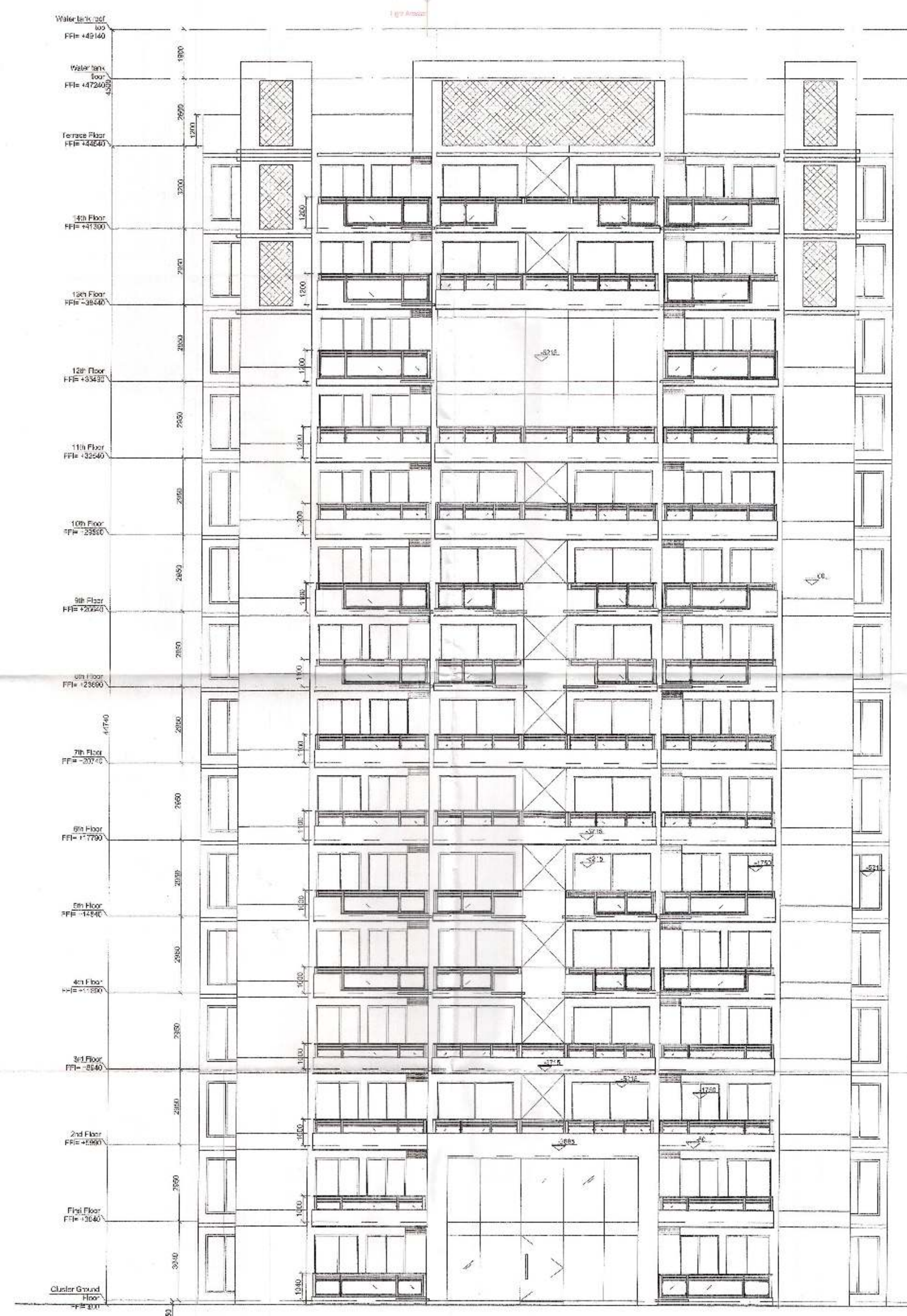
Section  
 SCALE - NTS

D.P. (HQ) Member Secretary  
 B.C.

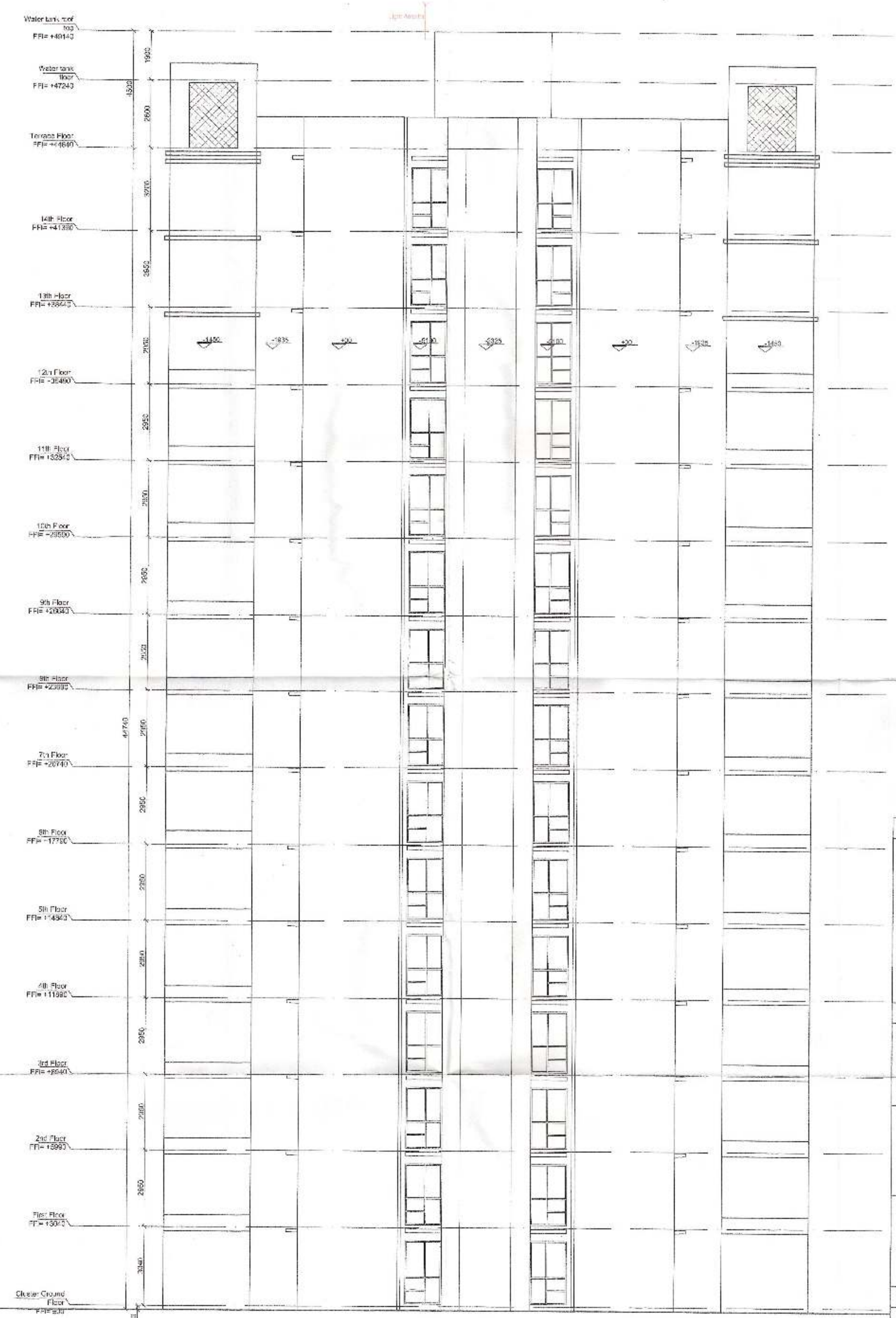
B.P. (G) Member B.C.  
 B.C.

C.P. (C) Chairman B.C.  
 B.C.

A.D. KARISHAN KUMAR  
 S.D. DEV KUMAR  
 P.A. PREM KUMAR  
 A.T.F. PREET SINGH



Front Elevation  
 SCALE - NTS



Side Elevation  
 SCALE - NTS

**PROJECT TITLE**  
 Approval of Revised Building Plan of Group Housing Colony area measuring 25.44 acres (Licence No. 78 of 2010 dated 15.10.2010) in Sector-69 & 70, Gurgaon Manesar Urban Complex being developed by Sh. Amit, Sumit and others in collaboration with M/s Tulip Infratech Pvt. Ltd.

**DRAWING TITLE**  
 SUBMISSION DRAWING  
 CLUSTER TYPE - B  
 BLOCK - B1- B11, B21-B24  
 ELEVATIONS

**OWNER'S SIGNATURE**  
 For TULIP INFRA TECH PVT. LTD.  
 Vikash Kumar  
 AUTHORIZED SIGNATORY

**ARCHITECT'S SIGNATURE**  
 APOORV SINGH  
 CA/2008/42703

**ARCHITECTS**  
 Design Cosmos  
 Architects & Interior Design Consultants  
 23-F, Wazir No. 1, Mehrauli, ND-110030  
 Email: studio.designcosmos@gmail.com  
 Contact: 011-45563878

DATE	OCT 2014	DWG. NO.
SCALE	NTS	S - 31
DEALT	AS	
CHECKED	MA	