

MODEL ECONOMIC TOWNSHIP LIMITED
BALANCE SHEET AS AT 31ST MARCH 2017

	Notes	As at 31st March 2017 (Rs)	As at 31st March 2016 (Rs)	As at 1st April 2015 (Rs)
ASSETS				
Non-Current Assets				
(a) Property, Plant and Equipment	3	1 44 68 217	1 41 39 431	1 44 18 659
(b) Intangible assets	3	84 704	1 23 272	1 61 497
(c) Financial Assets				
(i) Investment	4	-	75 000	5 00 000
(ii) Other Financial Assets	5	9 91 52 234	8 47 30 767	8 59 44 117
(d) Other Non Current Assets	6	9 18 16 535	7 33 34 349	7 36 79 088
Total Non -Current assets		20 55 21 690	17 24 02 819	17 47 03 361
Current assets				
(a) Inventories	7	6532 05 22 528	6141 62 37 879	5531 68 66 681
(b) Financial Assets				
(i) Trade Receivables	8	11 43 396	3 61 740	38 14 570
(ii) Cash and cash equivalents	9	1 40 93 551	46 15 742	34 06 028
(ii) Other Financial Assets	10	17 68 510	19 35 169	21 75 049
(c) Current Tax Assets (Net)	11	90 68 404	1 15 19 738	96 57 971
(d) Other Current Assets	12	37 83 29 064	29 84 78 244	24 22 70 537
Total Current assets		6572 49 25 453	6173 31 48 512	5557 81 90 836
TOTAL ASSETS		6593 04 47 143	6190 55 51 331	5575 28 94 197
EQUITY AND LIABILITIES				
Equity				
(a) Equity Share Capital	13	97 00 00 000	97 00 00 000	5 00 000
(b) Other Equity	14	4141 91 45 873	23 35 44 223	14 86 43 478
Total Equity		4238 91 45 873	120 35 44 223	14 91 43 478
Liabilities				
Non-Current Liabilities				
(a) Financial Liabilities				
Borrowings	15	1942 59 00 000	5331 34 00 000	4871 24 00 000
(b) Provisions	16	13 51 10 937	16 44 91 892	12 96 32 258
(c) Deferred Tax Liability (Net)	17	7 62 22 460	8 85 12 040	8 97 43 107
Total Non-Current Liabilities		1963 72 33 397	5356 64 03 932	4893 17 75 365
Current Liabilities				
(a) Financial Liabilities				
(i) Trade payables	18	2 58 33 064	1 70 38 248	1 83 33 766
(ii) Other financial liabilities	19	331 79 24 045	662 95 72 396	619 60 07 521
(b) Provisions	20	6 83 68 580	4 52 03 578	5 87 25 670
(c) Other Current Liabilities	21	49 19 42 184	44 37 88 954	39 89 08 397
Total Current Liabilities		390 40 67 873	713 56 03 176	667 19 75 354
Total Liabilities		2354 13 01 270	6070 20 07 108	5560 37 50 719
Total Equity and Liabilities		6593 04 47 143	6190 55 51 331	5575 28 94 197

Significant Accounting Policies

See accompanying Notes to the Financial Statements

1 to 47

As per our Report of even date

For Chaturvedi & Shah
Firm Regd No :101720W
Chartered Accountants






R. Koria
Partner
Membership No : 35629

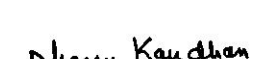
Place : Mumbai
Date : 09th June,2017

For and on behalf of the Board


Shrivallabh Goyal
(Director)
DIN- 00021471


Anil Sharma
(Director)
DIN- 05212373


Sudhir Jain
(Chief Financial Officer)
Membership No : 084440


Dheeraj Kandhari
(Company Secretary)
Membership No : A20934

Place : Gurgaon
Date : 09th June,2017



MODEL ECONOMIC TOWNSHIP LIMITED
STATEMENT OF PROFIT & LOSS FOR THE YEAR ENDED 31ST MARCH, 2017

	Notes	2016 - 17 (Rs)	2015 - 16 (Rs)
Income			
Revenue from Operations	22	41 13 24 378	116 74 74 399
Other Income	23	70 68 857	68 34 692
Total Income		41 83 93 235	117 43 09 091
Expenses			
Changes in Inventories	24	(390 42 84 649)	(609 93 71 198)
Employee Benefits Expense	25	10 84 20 650	8 18 58 387
Finance Cost	26	332 81 49 707	663 29 98 455
Depreciation and Amortization Expense	3	35 17 039	29 12 996
Other Expenses	27	96 21 94 096	46 88 73 814
Total Expenses		49 79 96 843	108 72 72 454
Profit/(Loss) before tax		(7 96 03 608)	8 70 36 637
Tax expense			
(1) Current Tax		-	(7 53 574)
(2) Deferred Tax		(1 07 61 850)	(3 02 314)
(3) Excess Income Tax Provision of earlier year written back		-	(10 55 888)
		(1 07 61 850)	(10 55 888)
Profit/(Loss) for the year		(6 88 41 758)	8 80 92 525
Other Comprehensive Income			
(a) Items that will be reclassified to profit or loss			
Income tax relating to items that will be reclassified to profit or loss		-	-
(b) Items that will not be reclassified to profit or loss			
Remeasurement of the defined benefit plan		(49 44 110)	(15 45 287)
Income tax relating to items that will not be reclassified to profit or loss		15 27 730	4 77 493
Total Comprehensive Income for the period		(7 22 58 138)	8 70 24 731
Earning per equity share of face value of Rs 10 each			
(1) Basic		(0.71)	2.21
(2) Diluted		(0.71)	2.21


Significant Accounting Policies


See accompanying Notes to the Financial Statements

1 to 47

As per our Report of even date
For Chaturvedi & Shah
Firm Regd No : 101720W
Chartered Accountants

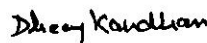
For and on behalf of the Board


Shrivallabh Goyal
(Director)
DIN- 00021471


Anil Sharma
(Director)
DIN- 05212373



Sudhir Jain
(Chief Financial Officer)
Membership No : 084440



Dheeraj Kandhari
(Company Secretary)
Membership No : A20934

R. Koria
Partner
Membership No : 35629

Place : Mumbai
Date : 09th June, 2017

Place : Gurgaon
Date : 09th June, 2017



MODEL ECONOMIC TOWNSHIP LIMITED
CASH FLOW STATEMENT FOR THE YEAR ENDED 31ST MARCH, 2017

	2016-17 (Rs)	2015-16 (Rs)
A: CASH FLOW FROM/ (USED IN) OPERATING ACTIVITIES:		
Net Profit/(Loss) before Tax as per Profit and Loss Statement	(7 96 03 608)	8 70 36 637
Adjusted for:		
Depreciation and Amortisation	35 17 039	29 12 996
Capital Reserve	(13 40 212)	
Provision for Estimated Cost Over Revenue	(5 09 665)	(1 29 970)
Loss/(Profit) on Sale/ Discarding of Property, Plant & Equipment (Net)	41 735	6 46 923
Other Comprehensive Income	(34 16 380)	(10 67 794)
Interest Income	(63 96 263)	(64 65 852)
Interest on Unsecured Loan	331 79 24 045	662 95 72 396
	330 98 20 299	662 54 68 699
Operating Profit before Working Capital Changes	323 02 16 691	671 25 05 336
Adjusted for:		
Non Current Assets & Liabilities		
Other Current Financial Assets	10 78 533	12 13 350
Deferred Tax Liability	(1 22 89 580)	(12 31 067)
Long Term Provisions	(2 93 80 955)	3 48 59 633
Long term Loans and Advances	(1 84 82 185)	3 44 739
	(5 90 74 187)	3 51 86 655
Current Assets & Liabilities		
Trade Payables	87 94 816	(12 95 518)
Other Current Liabilities	4 81 53 231	4 48 80 557
Short Term Provisions	2 36 74 668	(1 33 92 123)
Inventories	(390 42 84 652)	(609 93 71 195)
Trade Receivables	(7 81 656)	34 52 830
Other Current Assets	(7 97 16 002)	(5 60 56 037)
	(390 41 59 595)	(612 17 81 486)
Cash Generated (Used in) from Operations	(73 30 17 091)	62 59 10 505
Exceptional Item incurred due to Merger	-	21 23 986
Deferred Tax	(1 07 61 850)	(7 53 574)
Excess Income Tax Provision of earlier year written back	-	(3 02 314)
Tax Paid (Net of Refund of TDS)	(24 51 334)	18 61 767
	(1 32 13 184)	29 29 865
Net Cash Flow/ (Used in) From Operating Activities (A)	(71 98 03 907)	62 29 80 640
B: CASH FLOW FROM INVESTING ACTIVITIES:		
Payment for Property, Plant & Equipment	(43 27 866)	(36 00 226)
Proceeds from disposal of Property, Plant & Equipment	4 78 874	3 57 758
Investment/Divestment	75 000	4 25 000
Bank Deposit with more than 12 months maturity	(1 55 00 000)	-
Interest Income	64 28 104	65 54 064
Net Cash Flow (Used in) From Investing Activities (B)	(1 28 45 888)	37 36 596
C: CASH FLOW FROM FINANCING ACTIVITIES:		
Proceeds from Long Term Borrowings	776 45 00 000	690 10 00 000
Repayment of Long Term Borrowings	(4165 20 00 000)	(230 00 00 000)
Proceeds From Issue of Equity Share Capital	-	96 95 00 000
Issue of Zero Coupon Optionally Fully Convertible Debentures	4125 92 00 000	-
Interest on Unsecured Loan	(662 95 72 396)	(619 60 07 521)
Net Cash Flow (Used in) From Financing Activities (C)	74 21 27 604	(62 55 07 521)
Net Increase / (Decrease) in Cash and Cash Equivalents(A+B+C)	94 77 809	12 09 715
Opening Balance of Cash and Cash Equivalents	46 15 742	34 06 028
Closing Balnce of Cash and Cash Equivalents (Refer note no. 9)	1 40 93 551	46 15 742

NOTES :

- (1) The above cash flow statement has been prepared under the "indirect method" as set out in Ind As-7-Cash Flow Statement
(2) Figures in the brackets indicate outflow

As per our Report of even date

For Chaturvedi & Shah
Firm Regd No :101720W

Chartered Accountants

For and on behalf of the Board

Shrivallabh Goyal
(Director)
DIN- 00021471

Anil Sharma
(Director)
DIN- 05212373

Sudhir Jain
(Chief Financial Officer)
Membership No : 084440

Dheeraj Kandhari
(Company Secretary)
Membership No : A20934

R. Koria
Partner
Membership No : 35629

Place : Mumbai
Date : 09th June,2017

Place : Gurgaon
Date : 09th June,2017

