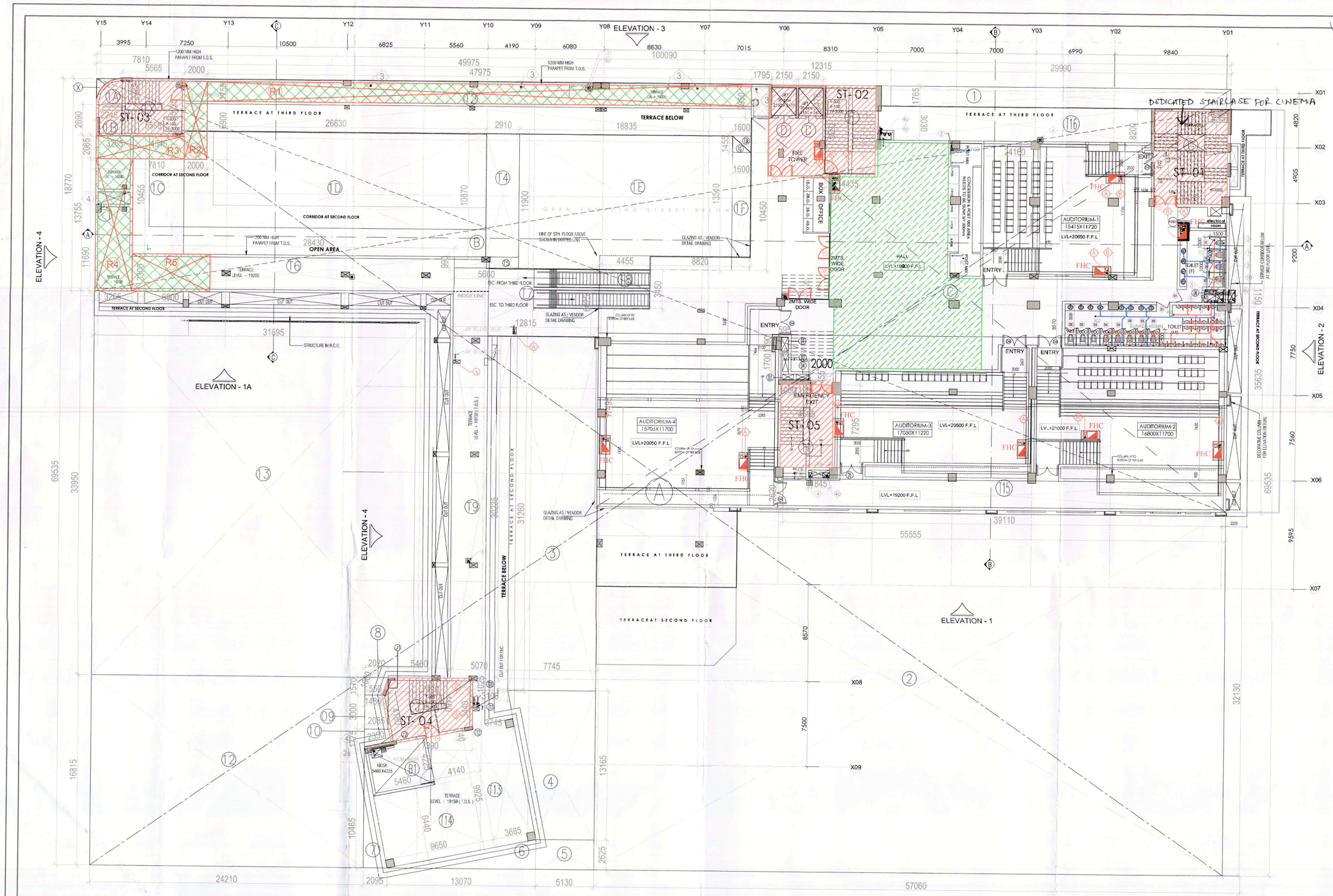

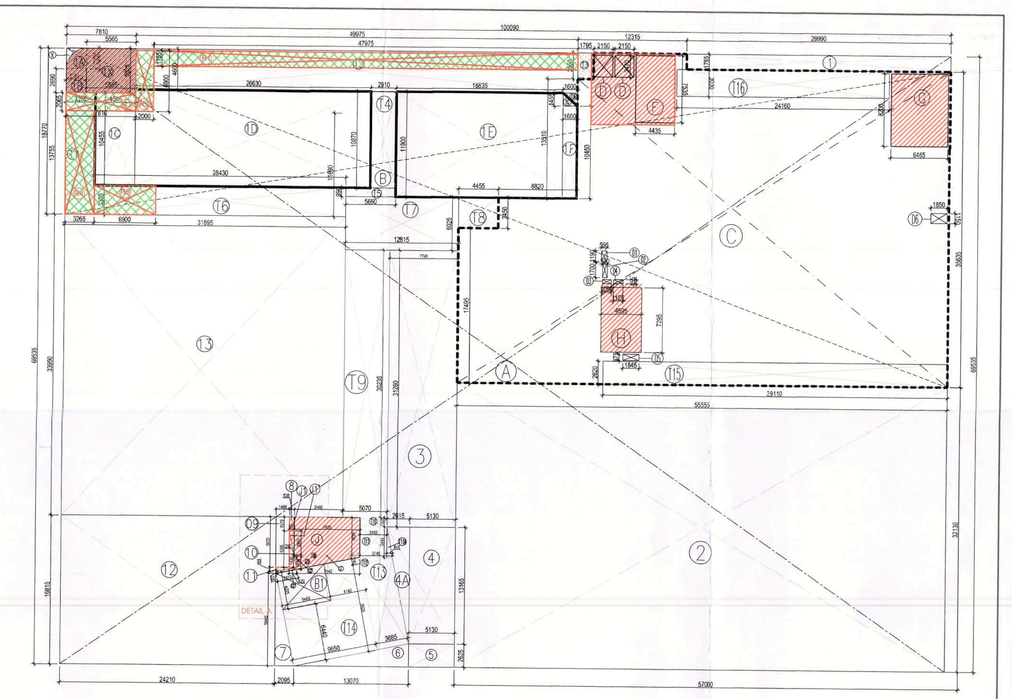

FOURTH FLOOR AREA DIAGRAM

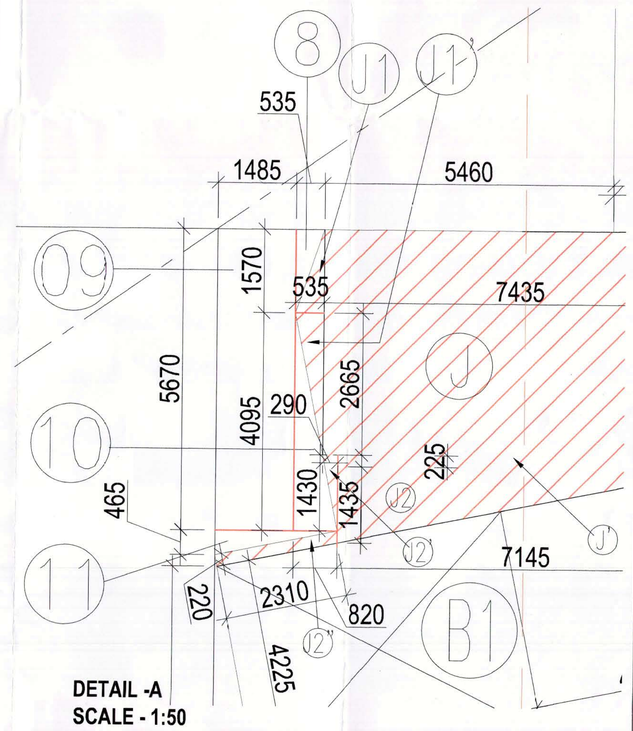

DETAIL -A
SCALE - 1:50

4 TH FLOOR PLAN (+19000)
SCALE - 1:150

4TH FLOOR AREA DETAIL						
S. No.	COEFF.	WIDTH	LENGHT	NOS.	AREA IN SQMT	
A	1	69.535	100.090	1	6959.758	1
DEDUCTIONS						
1	1	1.765	29.990	1	52.932	
2	1	32.130	57.060	1	1833.338	
3	1	7.745	31.260	1	242.109	
4	1	5.310	13.165	1	69.906	
4A	0.5	2.615	13.165	1	17.213	
5	1	2.625	5.130	1	13.466	
6	0.5	2.625	13.070	1	17.154	
7	0.5	2.095	10.465	1	10.962	
8	0.5	0.535	1.570	1	0.420	
9	1	1.485	5.670	1	8.420	
10	0.5	4.095	0.820	1	1.679	
11	0.5	2.310	0.465	1	0.537	
12	1	16.815	24.210	1	407.091	
13	1	31.695	33.950	1	1076.045	
X	1	FOR	FORMULA	1	1.263	
TOTAL DEDUCTION			TOTAL		3752.536	2
AREA OF A (2 - 1)				=	3207.222	
B1	1	4.225	5.460	1	23.069	
TOTAL AREA OF B					3230.290	3
DEDUCTIONS						
D	1	2.150	2.470	2	10.621	
F	1	4.435	7.535	1	33.418	
G	1	6.465	8.200	1	53.013	
H	1	4.595	7.295	1	33.521	
J	1	4.235	7.435	1	31.487	
J'	1	0.225	7.135	1	1.605	
J1	0.5	0.535	1.570	1	0.420	
J1'	0.5	0.535	2.665	1	0.713	
J2	0.5	1.435	7.145	1	5.127	
J2'	0.5	0.290	1.430	1	0.207	
J2"	1	2.310	0.220	1	0.508	
D1	1	0.595	1.190	1	0.708	
D2	1	0.530	1.700	1	0.901	
D3	1	0.455	1.000	1	0.455	
D4	1	0.455	1.125	1	0.512	
D5	1	0.675	1.845	1	1.245	
D6	1	1.850	1.150	1	2.128	
1A		FOR	FORMULA		3.956	
1B	1	2.245	2.690	1	6.039	
1X	1	5.025	5.565	1	27.964	
1C	1	4.545	10.455	1	47.518	
1D	1	10.870	26.630	1	289.468	
1E	1	11.900	18.835	1	224.137	
1F	1	1.600	10.450	1	16.720	
1G	0.5	1.455	1.600	1	2.328	
T1	1	3.265	13.755	1	44.910	
T2	1	4.600	49.975	1	229.885	
T3	1	1.795	2.950	1	5.295	
T3A	0.5	1.455	1.600	1	1.164	
T4	1	2.910	10.870	1	31.632	
T5	1	0.990	5.660	1	5.603	
T6	1	3.300	28.430	1	93.819	
T7	1	6.025	12.815	1	77.210	
T8	1	3.450	4.455	1	15.370	
T9	1	5.070	30.235	1	153.291	
T10	1	3.100	1.025	1	3.178	
T11	1	3.100	3.440	1	10.664	
T11A	0.5	0.645	3.440	1	1.109	
T12	0.5	3.685	0.740	1	1.363	
T13	1	3.685	9.925	1	36.574	
T14	1	9.650	6.440	1	62.146	
T15	1	2.620	39.110	1	102.468	
T16	1	3.030	24.160	1	73.205	
TOTAL DEDUCTIONS				=	1743.605	4
NET 4H FLOOR FAR = (3 - 4)				=	1486.685	

REFUGE AREA					
R1	1	1.775	47.975	1	85.156
R2	1	6.900	2.000	1	13.800
R3	1	7.810	2.065	1	16.128
R4	1	3.265	11.690	1	38.168
R5	1	3.300	6.900	1	22.770
			TOTAL		176.021

This is a " PROVISIONAL APPROVED BUILDING PLAN " only for purpose of inviting objection from the general public

Architect (HQ)
Directorate of Town and Country Planning, Haryana, Chandigarh

Rajesh Dutt
JD(HQ)

A.D.F.O. (HQ)
DFS PKL
Member B.P.C.

JD (HQ) Member Secretary BPC — DTP (HQ) Member BPC — CTP (HQ) Chairman BPC — JD — PA — ATP

REFUGE TERRACE AT LVL +19000 MM
REFUGE AREA CALCULATION

TOTAL GROSS AREA OF FLOOR =1743.727
REFUGE AREA REQUIRED (10% OF GROSS AREA) = 174.372
REFUGE AREA PROVIDED = 176.021

TOILET CALCULATION

F.A.R. AREA OF FOURTH FLOOR : - 1586.792 SQM
DENSITY ON FOURTH FLOOR : - 529 NO.

	PERMANENT POPULATION (10%) = 53 PAX		FLOATING POPULATION(90%) = 496 PAX		TOTAL REQUIRED		TOTAL PROVIDED	
	MALE (2/3)	FEMALE (1/3)	MALE (2/3)	FEMALE (1/3)	MALE	FEMALE	MALE	FEMALE
NO.	34	17	330	165				
W.C	2	2	7	4	9	6	9	6
URINAL	2		7		9		9	
WASH BASIN	2	2	7	4	9	6	9	6

EXIT WIDTH CALCULATION OF STAIRCASES @GROSS AREA								
FLOOR	TYPE/USAGE	FLOOR AREA IN SQMT. / NO. OF SEATS (MULTIPLEX)	OCCUPANT LOAD AS/NBC 2016 (SQMT./ PERSON)	OCCUPANCY	STAIRCASE WIDTH PER PERSON (MM)	STAIRCASE WIDTH REQUIRED AS PER OCCUPANCY (MM)	NO's & WIDTH OF STAIRCASES / EXITS PROVIDED (MM)	STAIRCASE WIDTH PROVIDED (MM)
FOURTH FLOOR	AUDI/MULTIPLEX (NO'S) (NO.OF SEATS/2)	674	1.2	404			1 NO. = 1900MM 4 NO.S = 2000 MM WIDE 5 NO.S = 9900 MM WIDE	9900
	WAITING	217	0.3	723			5 NO.S. = 2000 MM WIDE	10000
			Total	1128	10	11277		

4TH OPENING SCHEDULE.

S.NO.	TYPE	SIZE	CILL LVL.	LINTEL LVL.	REMARKS
01.	FD	2000x2400	00	2400	STAIRCASE/FIRE TOWER DOOR/ AUDI WAITING
02.	FD1	1250x2250	00	2250	STAIRCASE
03.	FD6	1200x2250	00	2250	STAIRCASE

LEGEND

REFUGE AREA

AREA OF X

= AREA OF RECTANGLE - AREA OF QUADRANT

= (L X B) - ($\frac{1}{4}$ πR^2)

= (2.245 X 2.325) - ($\frac{1}{4}$ X 3.14 X 2.245 X 2.245)
= 5.219 - 3.956
= 1.263

CINEMA TERRACE LVL +19000
BAND FLOOR ABOVE 2400
SERVICE TERRACE +22650
ALL CONCRETE WORKS TO BE DONE BY ME

ASHOK NARAYAN PANDIT
REGISTERED ARCHITECT
CA/87/10461

PLUMB NO LEGEND :
1. 100Ø SOIL PIPE
2. 100Ø WASTE PIPE
3. 100Ø WASTE PIPE FOR SHOP
4. 150Ø WASTE PIPE FOR KIOSK
5. 75Ø VENT PIPE
6. 150Ø RAIN WATER PIPE
7. 75Ø CORRIDOR DRAIN PIPE
8. 100Ø RAIN WATER PIPE
9. 200Ø RAIN WATER PIPE
1. DOMEST.C WATER SUPPLY DOWN TAKE
2. FLUSH.NG WATER SUPPLY DOWN TAKE
3. DOMEST.C WATER SUPPLY R/SER
4. FLUSH.NG WATER SUPPLY R/SER
5. SOFT WATER SUPPLY R/SER
6. SOFT WATER SUPPLY DOWN TAKE
SOIL PIPE AS/IS CODE
WASTE PIPE AS/IS CODE
FT = 110x110mm FLOOR TRAP
FD = FLOOR DRAIN
AD = ACCESS DOOR
UT = URINAL TRAP
H = VALVE
DWS =DOMESTIC WATER SUPPLY
= CUTOUT 150X150mm FOR FT,WC & UT
COP= CLEAN OUT PLUG

NOTES:
- ALL LIFTS SHALL HAVE 100% POWER BACK-UP.
- ALL ELECTRICAL INSTALLATIONS SHALL BE AS PER PROVISION OF NBC.
- FIRE FIGHTING / SAFETY PROVISIONS WILL BE AS PER RELEVANT NBC PROVISIONS.
- BASEMENT AREA SHALL HAVE MECHANICALLY VENTILATED AS PER RELEVANT CODE.
- ALL TOILETS ARE VENTILATED AS PER HARYANA BUILDING CODE 2017.
- BUILDING WILL BE AUTOMATIC SPRINKLER SYSTEM WHEREVER REQUIRED BY NBC.
- BUILDING WILL BE STRUCTURED STRUCTURES AS PER RELEVANT I.S. CODES FOR EARTHQUAKE RESISTANCE.
- ALL HIGH RISE BUILDING ARE INTERCONNECTED THROUGH CORRIDOR / BRIDGES.
- SOLAR PANELS OF REQUIRED CAPACITY SHALL BE PROVIDED ON ROOF TOP AS PER HAREDA ZONING NORMS.
- ALL HANDICAP RAMPS WITH RAILING.

Elan Buildcon Private Limited
Authorised Signatory
OWNER SIGNATURE

ASHOK NARAYAN PANDIT
REGISTERED ARCHITECT
CA/87/10461
ARCHITECT SIGNATURE

PROJECT T/TLE
REVISED BUILDING PLAN FOR COMMERCIAL COLONY MEASURING 2.00ACRES (LICENCE NO.84 OF 2012 DATED 28-08-2012) IN SECTOR-67,GURGAON MANESAR URBAN COMPLEX BEING DEVELOPED BY ELAN BUILDCON PVT.LTD.

DWG T/TLE
4 TH FLOOR PLAN

Checked and found ok for Public Health
Signature of Sub Divisional Officer (Public Health)

DATE	SCALE	DWG NO
10-07-19	1:150	170569 SUM-08

DRAWN BY
NORTH

ACPL Design Ltd
Architecture Management Planning
ISO 9001:2015