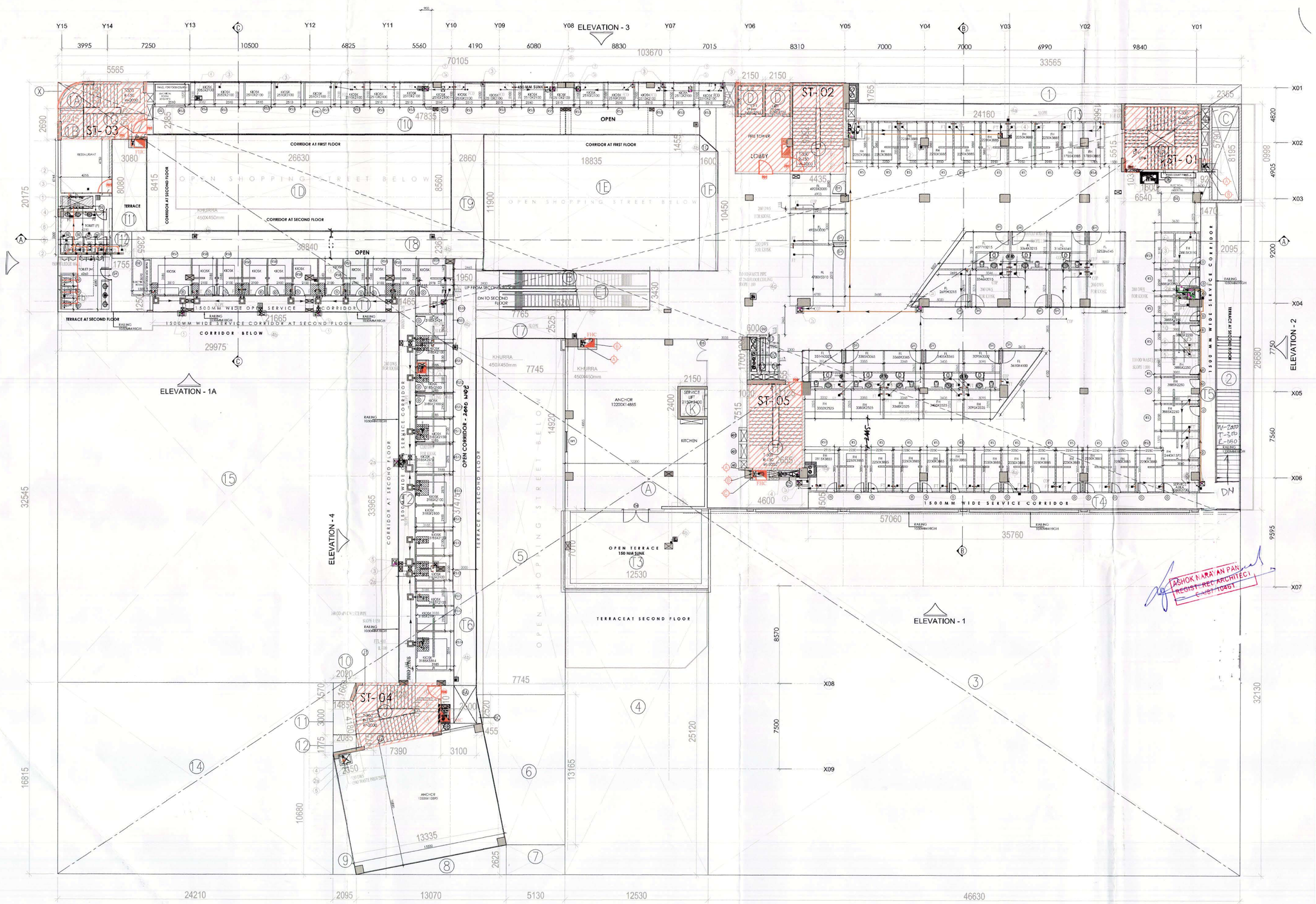

THIRD FLOOR PLAN (+14700)
SCALE - 1:150

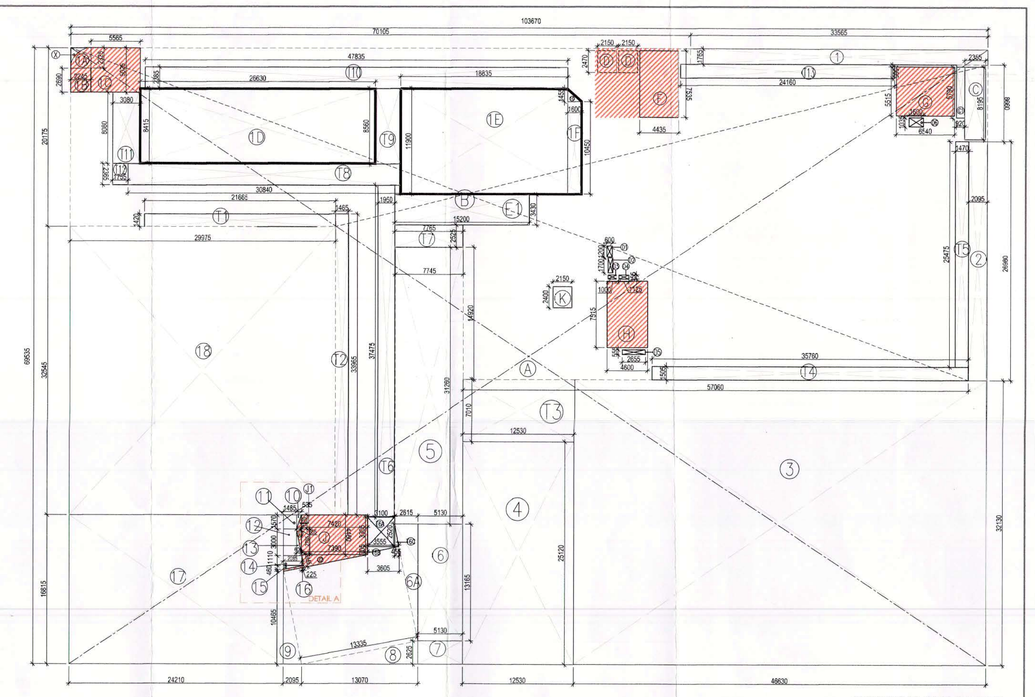

THIRD FLOOR AREA DIAGRAM

3RD FLOOR AREA DETAIL						
S. No.	COEFF.	WIDTH	LENGHT	NOS.	AREA IN SQMT	
A	1	69.535	103.670	1	7208.693	
DEDUCTIONS (D)						
1	1	1.765	33.565	1	59.242	
2	1	2.095	26.980	1	56.523	
3	1	32.130	46.630	1	1498.222	
4	1	12.530	25.120	1	314.754	
5	1	31.260	7.745	1	242.109	
6	1	5.130	13.165	1	67.536	
6A	0.5	2.615	13.165	1	17.213	
7	1	2.625	5.130	1	13.466	
8	0.5	2.625	13.070	1	17.154	
9	0.5	2.095	10.465	1	10.962	
10	0.5	3.505	1.570	1	2.751	
11	0.5	3.570	3.000	1	5.355	
12	0.5	3.250	2.085	1	3.388	
14	1	16.815	24.210	1	407.091	
15	1	32.545	29.975	1	975.536	
X		FOR	FORMULA		1.263	
		NET AREA OF D			3692.567	
NET AREA OF 1 =(A-D)				=	3516.126	1
DEDUCTIONS						
C	1	2.355	8.195	1	19.299	
C1	1	0.92	5.79	1	5.327	
D	1	2.150	2.470	2	10.621	
F	1	4.435	7.535	1	33.418	
G	1	5.515	6.540	1	36.068	
H	1	4.600	7.515	1	34.569	
J	1	4.460	7.420	1	33.093	
J1	0.5	0.595	4.460	1	1.327	
J2	0.5	1.475	7.390	1	5.450	
K	1	2.150	2.400	1	5.160	
D1	1	0.600	1.200	1	0.720	
D2	1	0.600	1.700	1	1.020	
D3	1	0.455	1.000	1	0.455	
D4	1	0.455	1.125	1	0.512	
D5	1	0.555	2.655	1	1.474	
D6	1	1.035	1.600	1	1.656	
T1	1	1.420	21.665	1	30.764	
T2	1	1.465	33.965	1	49.759	
T3	1	7.010	12.530	1	87.835	
T4	1	1.505	35.760	1	53.819	
T5	1	1.470	25.475	1	37.448	
T6	1	1.950	37.475	1	73.076	
T6A	1	3.100	3.305	1	10.246	
T6B	0.5	3.555	0.705	1	1.253	
T6C	0.5	0.455	2.520	1	0.573	
T7	1	2.525	7.765	1	19.607	
T8	1	2.365	30.840	1	72.937	
T9	1	2.860	8.560	1	24.482	
T10	1	2.385	47.835	1	114.086	
T11	1	3.080	8.080	1	24.886	
T12	1	1.755	23.650	1	41.506	
T13	1	1.565	24.160	1	37.810	
1A		FOR	FORMULA		3.956	
1B	1	2.245	2.690	1	6.039	
1C	1	5.025	5.565	1	27.964	
1D	1	8.415	26.630	1	224.091	
1E	1	11.900	18.835	1	224.137	
1F	1	1.600	10.450	1	16.720	
1G	0.5	1.600	1.455	1	2.328	
E1	1	15.200	3.430	1	52.136	
TOTAL DEDUCTIONS				=	1427.827	2
NET 3RD FLOOR FAR = (1 - 2)				=	2088.499	

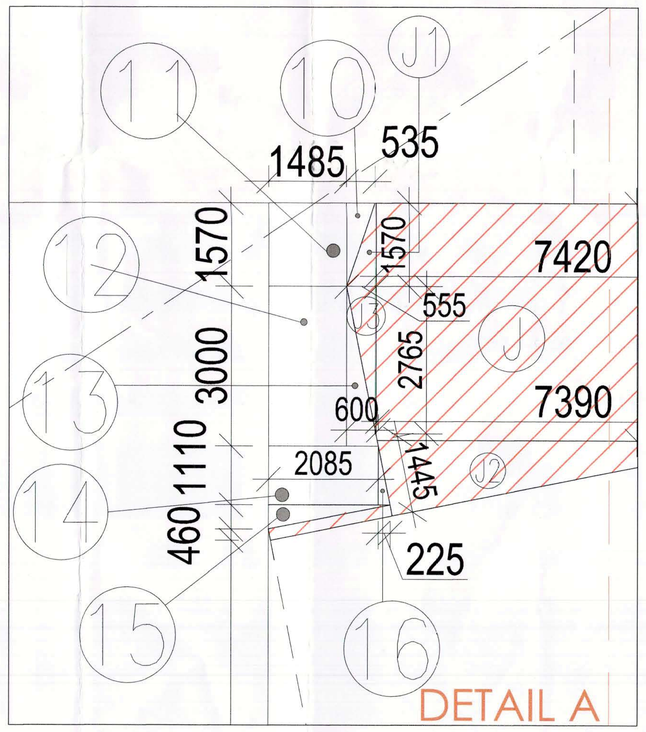

PLUMBING LEGEND -

1. 100Ø SOIL PIPE
2. 100Ø WASTE PIPE
3. 100Ø WASTE PIPE FOR SHOP
4. 150Ø WASTE PIPE FOR KIOSK
5. 75Ø VENT PIPE
6. 150Ø RAIN WATER PIPE
7. 75Ø CORRIDOR DRAIN PIPE
8. 100Ø RAIN WATER PIPE
9. 200Ø RAIN WATER PIPE
1. DOMESTIC WATER SUPPLY DOWN TAKE
2. FLUSHING WATER SUPPLY DOWN TAKE
3. DOMESTIC WATER SUPPLY RISER
4. FLUSHING WATER SUPPLY RISER
5. SOFT WATER SUPPLY RISER
6. SOFT WATER SUPPLY DOWN TAKE

SOIL PIPE AS/IS CODE
WASTE PIPE AS/IS CODE
FT = 110x110mm FLOOR TRAP
FD = FLOOR DRAIN
AD = ACCESS DOOR
UT = URINAL TRAP
H = VALVE
DWS =DOMESTIC WATER SUPPLY
⊠ =CUTOUT 150X150mm FOR FT,WC & UT
COP= CLEAN OUT PLUG

NOTES:
- ALL LIFTS SHALL HAVE 100% POWER BACK-UP.
- ALL FIRE FIGHTING & FIRE ALARM SYSTEM SHALL BE AS PER PROVISION OF NBC.
- FIRE FIGHTING / SAFETY PROVISIONS WILL BE AS PER RELEVANT NBC PROVISIONS.
- BASEMENT AREA SHALL HAVE MECHANICALLY VENTILATED AS PER RELEVANT CODE.
- ALL TOILETS ARE VENTILATED AS PER HARYANA BUILDING CODE 2017.
- BUILDING HAS AUTOMATIC SPRINKLER SYSTEM WHEREVER REQUIRED BY NBC.
- BUILDING WILL BE DESIGNED (STRUCTURES) AS PER RELEVANT I.S. CODES FOR EARTHQUAKE RESISTANCE.
- ALL HIGH RISE BUILDING ARE INTERCONNECTED THROUGH CORRIDOR / BRIDGES.
- SOLAR PANELS OF REQUIRED CAPACITY SHALL BE PROVIDED ON ROOF TOP AS PER HAREDA ZONING NORMS.
- ALL HANDICAP RAMPS WITH RAILING.

For Elan Buildcon Private Limited
Authorised Signatory
OWNER SIGNATURE

ASHOK NARAYAN PANDIT
REGISTERED ARCHITECT
ARCHITECT SIGNATURE

PROJECT TITLE:
REVISED BUILDING PLAN FOR COMMERCIAL COLONY MEASURING 2.00ACRES (LICENCE NO.84 OF 2012 DATED 28-08-2012) IN SECTOR-67,GURGAON MANESAR URBAN COMPLEX BEING DEVELOPED BY ELAN BUILDCON PVT.LTD.

Checked and found ok for PLAN (Internal) subject to comments
DR 17/9/19

DWG. TITLE: 3RD FLOOR PLAN

DATE	SCALE	DWG. NO.
10-07-2019	1:150	SUM-07

DRAWN BY: NORTH

ACPL DesignLtd
Architecture Management Planning
ISO 9001:2015

AREA OF X

= AREA OF RECTANGLE - AREA OF QUADRANT

= (L X B) - ($\frac{1}{4}$ π R²)

= (2.245 X 2.325) - ($\frac{1}{4}$ X 3.14 X 2.245 X 2.245)
= 5.219 - 3.956
= 1.263

AREA OF 1A

AREA OF QUADRANT

= ($\frac{1}{4}$ π R²)

= ($\frac{1}{4}$ X 3.14 X 2.245 X 2.245)
= 3.956

THIRD OPENING SCHEDULE.

S.NO.	TYPE	SIZE	CILL LVL.	LINTEL LVL.	REMARKS
01.	FD1	1250x2250	00	2250	STAIRCASE/FIRE TOWER LOBBY
02.	FD6	1200x2250	00	2250	STAIRCASE
03.	D	900x2250	00	2250	FOOD HALL
04.	D1	1200x2250	00	2250	FOOD HALL
05.	D2	1000x2250	00	2250	FOOD HALL
06.	D3	1800x2250	00	2250	FOOD HALL
07.	RS	2250x2250	00	2250	FOOD HALL
08.	RS1	2915x2250	00	2250	FOOD HALL
09.	RS2	1370x2250	00	2250	FOOD HALL
10.	RS3	3110x2250	00	2250	FOOD HALL
11.	RS4	1785x2250	00	2250	FOOD HALL
12.	RS5	2510x2250	00	2250	KIOSK
13.	RS6	2052x2250	00	2250	KIOSK
14.	RS7	3510x2250	00	2250	KIOSK
15.	RS8	2100x2250	00	2250	KIOSK
16.	RS9	2978x2250	00	2250	KIOSK
17.	RS10	1500x2250	00	2250	KIOSK
18.	RS11	2424x2250	00	2250	KIOSK
19.	RS12	2100x2250	00	2250	KIOSK
20.	RS13	2575x2250	00	2250	KIOSK
21.	RS14	3314x2250	00	2250	KIOSK
22.	W1	1770x2400	900	1500	ANCHOR

STP (HQ) Member Secretary BPC — Member BPC — Chairman BPC

This is a "PROVISIONAL APPROVAL" ... only for purpose of ... objection from the general public.
Architect and Director of Town and Country Planning, Haryana, Chandigarh

A.D.P.(HQ) DFS PAC Member BPC — Rajesh Dutt JD(HQ)

ALL CORRECTIONS DONE BY ME
CONVERT TERRACE AROUND WRT
RAMP FLOOR AMONG 2490
REDUCE TERRACE WRT 32650
ASHOK NARAYAN PANDIT
REGISTERED ARCHITECT
CA/1989-00040

ASHOK NARAYAN PANDIT
REGISTERED ARCHITECT
CA/1989-00040

EXIT WIDTH CALCULATION OF STAIRCASES @GROSS AREA

FLOOR	TYPE/USAGE	FLOOR AREA IN SQMT.	OCCUPANT LOAD AS/NBC 2016 (SQMT./ PERSON)	OCCUPANCY	STAIRCASE WIDTH PER PERSON (MM)	STAIRCASE WIDTH REQUIRED AS PER OCCUPANCY (MM)	NO's & WIDTH OF STAIRCASES / EXITS PROVIDED (MM)	STAIRCASE WIDTH PROVIDED (MM)
THIRD FLOOR	FLEE MARKET & RETAIL	2874.49	6	479			1 NO.S = 1900 MM WIDE 4 NO. = 2000 MM WIDE 5 NO.S = 9900 MM WIDE	9900
			Total	479	10	4791		

TOILET CALCULATION

F.A.R. AREA OF THIRD FLOOR : - 2186.149 SQM
DENSITY ON THIRD FLOOR : - 828 NO

	PERMANENT POPULATION (10%) = 83 PAX		FLOATING POPULATION(90%) = 745 PAX		TOTAL REQUIRED		TOTAL PROVIDED	
	MALE (2/3)	FEMALE (1/3)	MALE (2/3)	FEMALE (1/3)	MALE	FEMALE	MALE	FEMALE
NO.	54	27	496	248				
W.C	3	3	10	5	13	8	13	8
URINAL	3		10		13		13	
WASH BASIN	3	3	10	5	13	8	13	8