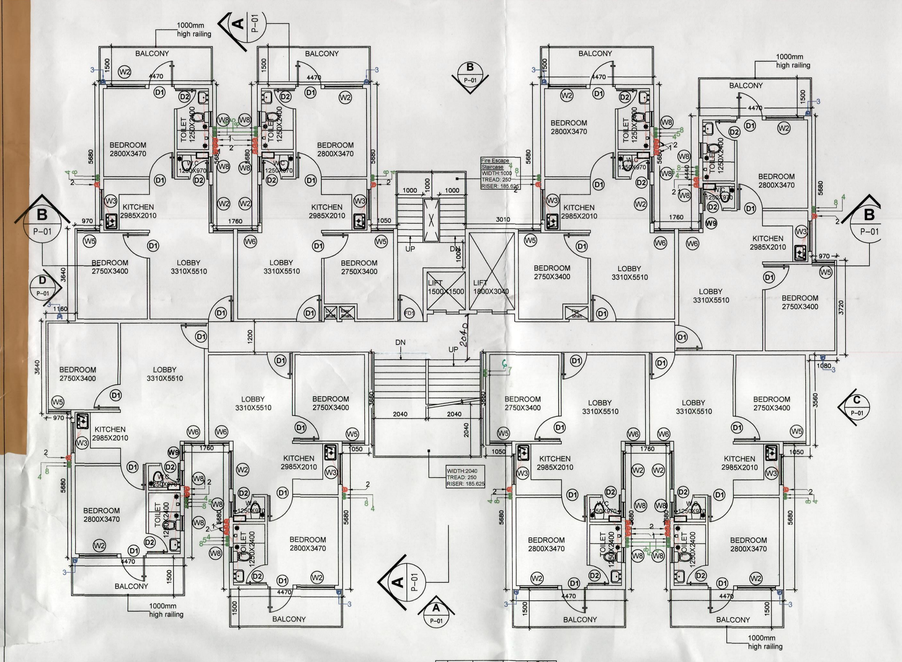

1 P-01 TYPICAL FLOOR PLAN (2nd to 15th) TOWER 5 AND 9

No.	Type	No. of Units per Floor	No. of Floors	Total No. of Units
1	Ground	6	1	6
2	Typical	6	16	96

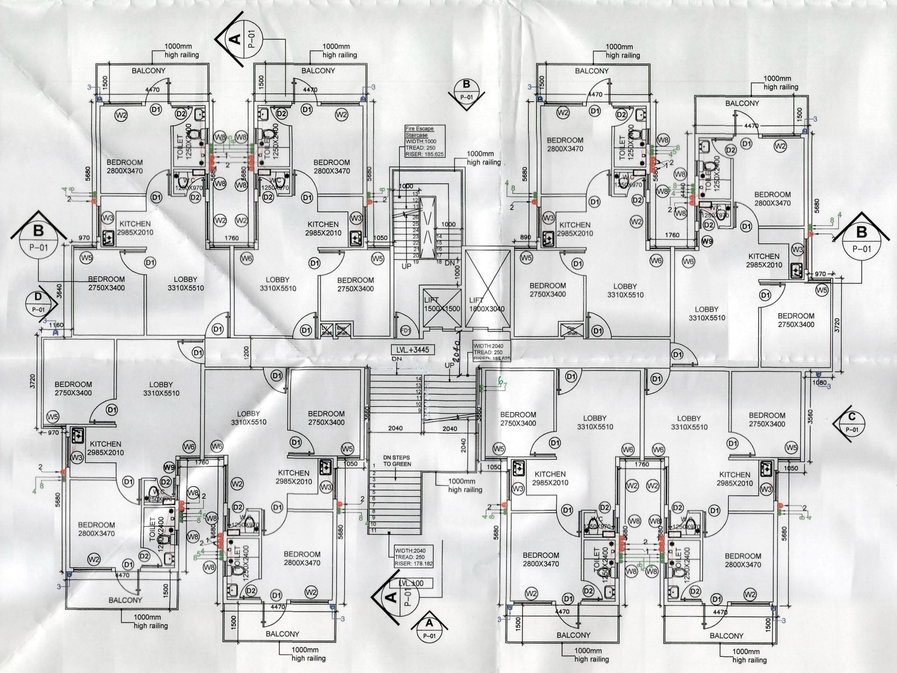

1 P-01 FIRST FLOOR PLAN- TOWER 5 AND 9

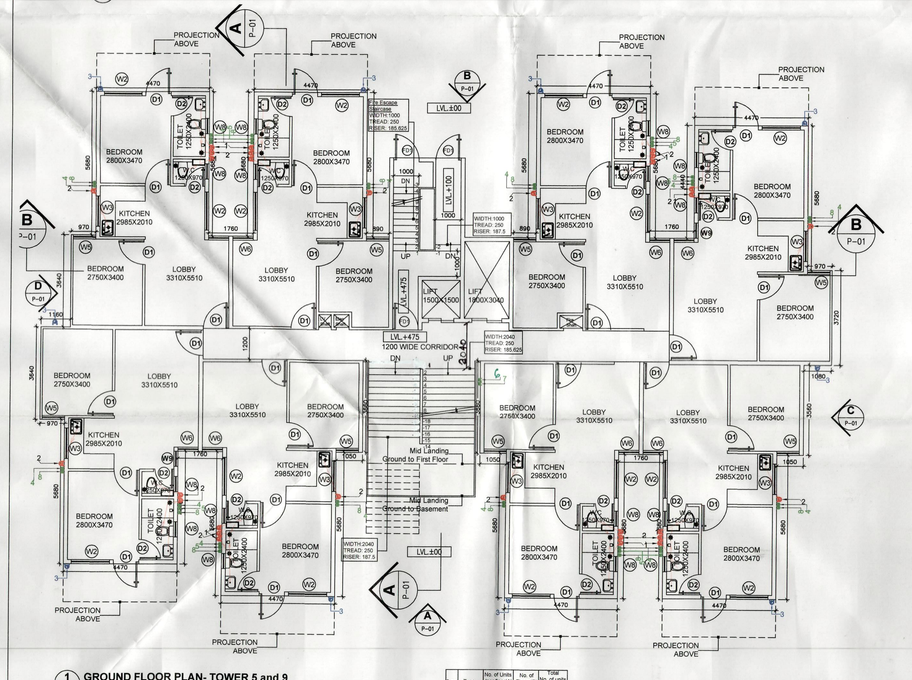

1 P-01 GROUND FLOOR PLAN- TOWER 5 and 9

No.	Type	No. of Units per Floor	No. of Floors	Total No. of Units
1	Ground	6	1	6
2	Typical	6	16	96

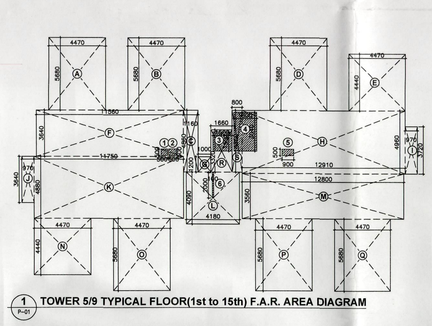

1 P-01 TOWER 5/9 TYPICAL FLOOR(1st to 15th) F.A.R. AREA DIAGRAM

TOWER 5/9-TYPICAL FLOOR F.A.R. AREA CALCULATIONS							
DESCRIPTION	LENGTH (M)	WIDTH (M)	BASE (M)	HEIGHT (M)	AREA	NO. OF FIGURES	TOTAL AREA (SQM.)
AREA OF RECTANGLE A	4.47	5.68	-	-	LXW	1	25.390
AREA OF RECTANGLE B	4.47	5.68	-	-	LXW	1	25.390
AREA OF RECTANGLE C	1.16	4.86	-	-	LXW	1	5.638
AREA OF RECTANGLE D	4.47	5.68	-	-	LXW	1	25.390
AREA OF RECTANGLE E	4.47	4.44	-	-	LXW	1	19.847
AREA OF RECTANGLE F	11.56	3.64	-	-	LXW	1	42.078
AREA OF RECTANGLE G	1	1.2	-	-	LXW	1	1.200
AREA OF RECTANGLE H	12.91	4.96	-	-	LXW	1	64.034
AREA OF RECTANGLE I	0.97	3.72	-	-	LXW	1	3.608
AREA OF RECTANGLE J	0.97	3.64	-	-	LXW	1	3.531
AREA OF RECTANGLE K	11.75	4.88	-	-	LXW	1	57.340
AREA OF RECTANGLE L	4.18	4.09	-	-	LXW	1	17.096
AREA OF RECTANGLE M	12.8	3.56	-	-	LXW	1	45.568
AREA OF RECTANGLE N	4.47	4.44	-	-	LXW	1	19.847
AREA OF RECTANGLE O	4.47	5.68	-	-	LXW	1	25.390
AREA OF RECTANGLE P	4.47	5.68	-	-	LXW	1	25.390
AREA OF RECTANGLE Q	4.47	5.68	-	-	LXW	1	25.390
AREA OF RECTANGLE R	1.66	3.32	-	-	LXW	1	5.511
AREA OF RECTANGLE S	0.8	4.86	-	-	LXW	1	3.888
					TOTAL (B)		441.523
AREA OF RECTANGLE 1	0.5	0.5	-	-	LXW	1	0.250
AREA OF RECTANGLE 2	0.6	0.5	-	-	LXW	1	0.300
AREA OF RECTANGLE 3	1.5	1.5	-	-	LXW	1	2.250
AREA OF RECTANGLE 4	1.8	3.04	-	-	LXW	1	5.472
AREA OF RECTANGLE 5	0.9	0.5	-	-	LXW	1	0.450
AREA OF RECTANGLE 6	2	0.1	-	-	LXW	1	0.200
					TOTAL (C)		8.922
TOTAL TYPICAL FLOOR F.A.R. (D=B-C)							432.601
TOTAL F.A.R. ALL TYPICAL FLOORS (E= D*15FLOORS)							6489.021
TOWER 5/9 TOTAL F.A.R. (E+GROUND FLOOR F.A.R. AREA)							6946.058

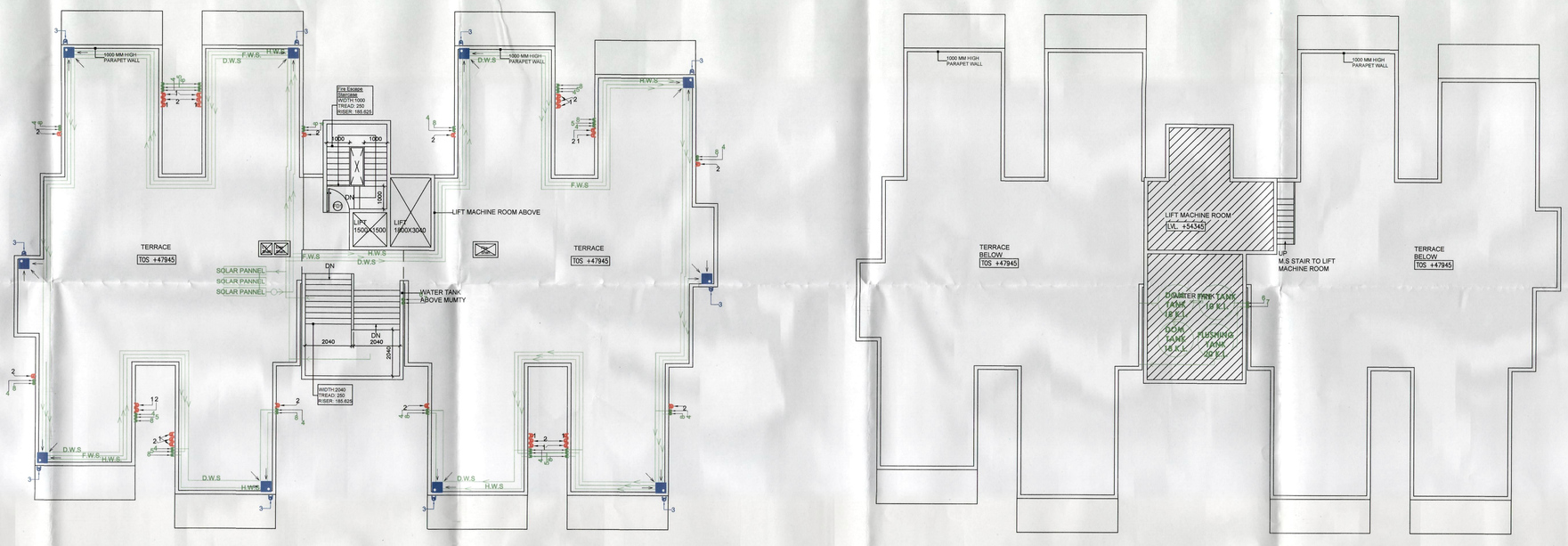

1 P-01 TERRACE FLOOR PLAN- TOWER 5 AND 9

1 P-01 ROOF PLAN- TOWER 5 AND 9

LEGEND		
1.	150Ø SOIL & VENT PIPE	
2.	150Ø WASTE & VENT PIPE	
3.	150Ø R.W.P	
4.	DOMESTIC WATER SUPPLY DN	
5.	FLUSHING WATER SUPPLY DN	
6.	DOMESTIC WATER SUPPLY UP	
7.	FLUSHING WATER SUPPLY UP	
8.	HOT WATER SUPPLY	

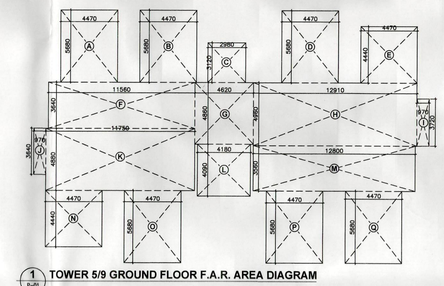

1 P-01 TOWER 5/9 GROUND FLOOR F.A.R. AREA DIAGRAM

TOWER 5/9-GROUND FLOOR F.A.R. AREA CALCULATIONS							
DESCRIPTION	LENGTH (M)	WIDTH (M)	BASE (M)	HEIGHT (M)	AREA	NO. OF FIGURES	TOTAL AREA (SQM.)
AREA OF RECTANGLE A	4.47	5.68	-	-	LXW	1	25.3896
AREA OF RECTANGLE B	4.47	5.68	-	-	LXW	1	25.3896
AREA OF RECTANGLE C	2.98	3.12	-	-	LXW	1	9.2976
AREA OF RECTANGLE D	4.47	5.68	-	-	LXW	1	25.3896
AREA OF RECTANGLE E	4.47	4.44	-	-	LXW	1	19.8468
AREA OF RECTANGLE F	11.56	3.64	-	-	LXW	1	42.0784
AREA OF RECTANGLE G	4.62	4.86	-	-	LXW	1	22.4532
AREA OF RECTANGLE H	12.91	4.96	-	-	LXW	1	64.0336
AREA OF RECTANGLE I	0.97	3.72	-	-	LXW	1	3.6084
AREA OF RECTANGLE J	0.97	3.64	-	-	LXW	1	3.5308
AREA OF RECTANGLE K	11.75	4.88	-	-	LXW	1	57.34
AREA OF RECTANGLE L	4.18	4.09	-	-	LXW	1	17.0962
AREA OF RECTANGLE M	12.8	3.56	-	-	LXW	1	45.568
AREA OF RECTANGLE N	4.47	4.44	-	-	LXW	1	19.8468
AREA OF RECTANGLE O	4.47	5.68	-	-	LXW	1	25.3896
AREA OF RECTANGLE P	4.47	5.68	-	-	LXW	1	25.3896
AREA OF RECTANGLE Q	4.47	5.68	-	-	LXW	1	25.3896
					TOTAL GROUND FLOOR F.A.R. AREA		457.0374

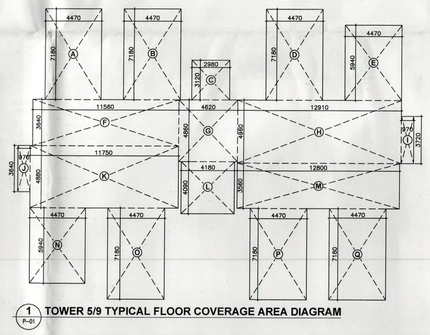

1 P-01 TOWER 5/9 TYPICAL FLOOR COVERAGE AREA DIAGRAM

TOWER 5/9-GROUND COVERAGE AREA CALCULATIONS							
DESCRIPTION	LENGTH (M)	WIDTH (M)	BASE (M)	HEIGHT (M)	AREA	NO. OF FIGURES	TOTAL AREA (SQM.)
AREA OF RECTANGLE A	4.47	7.18	-	-	LXW	1	32.095
AREA OF RECTANGLE B	4.47	7.18	-	-	LXW	1	32.095
AREA OF RECTANGLE C	2.98	3.12	-	-	LXW	1	9.298
AREA OF RECTANGLE D	4.47	7.18	-	-	LXW	1	32.095
AREA OF RECTANGLE E	4.47	5.94	-	-	LXW	1	26.552
AREA OF RECTANGLE F	11.56	3.64	-	-	LXW	1	42.078
AREA OF RECTANGLE G	4.62	4.86	-	-	LXW	1	22.453
AREA OF RECTANGLE H	12.91	4.96	-	-	LXW	1	64.034
AREA OF RECTANGLE I	0.97	3.72	-	-	LXW	1	3.608
AREA OF RECTANGLE J	0.97	3.64	-	-	LXW	1	3.531
AREA OF RECTANGLE K	11.75	4.88	-	-	LXW	1	57.340
AREA OF RECTANGLE L	4.18	4.09	-	-	LXW	1	17.096
AREA OF RECTANGLE M	12.8	3.56	-	-	LXW	1	45.568
AREA OF RECTANGLE N	4.47	5.94	-	-	LXW	1	26.552
AREA OF RECTANGLE O	4.47	7.18	-	-	LXW	1	32.095
AREA OF RECTANGLE P	4.47	7.18	-	-	LXW	1	32.095
AREA OF RECTANGLE Q	4.47	7.18	-	-	LXW	1	32.095
					TOTAL GROUND COVERAGE		510.677

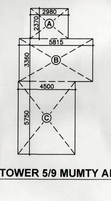

1 P-01 TOWER 5/9 MUMTY AREA DIAGRAM

TOWER 5/9-MUMTY/LIFT MACHINE ROOM AREA CALCULATIONS							
DESCRIPTION	LENGTH (M)	WIDTH (M)	BASE (M)	HEIGHT (M)	AREA	NO. OF FIGURES	TOTAL AREA (SQM.)
AREA OF RECTANGLE A	2.98	2.37	-	-	LXW	1	7.063
AREA OF RECTANGLE B	5.815	3.36	-	-	LXW	1	19.538
AREA OF RECTANGLE C	4.5	5.75	-	-	LXW	1	25.875
					TOTAL		52.476

CARPET AREA 2BHK CLUSTER (UNITS 1327 Sqmt.)

DOORWINDOW SCHEDULE

S.no	Type	Width	Cill	Lintel	Size(hXW)
1	FD1	1000	00	2100	1000X2100
2	D1	1000	00	2100	1000X2100
3	D2	1000	00	2100	1000X2100
4	D3	1000	00	2100	1000X2100
5	D4	1000	00	2100	1000X2100
6	DW1	1240	00	2100	1240X2100
7	DW2	1120	00	2100	1120X2100
8	DW3	1315	00	2100	1315X2100
9	W1	1800	100	2100	1800X2100
10	W2	1500	100	2100	1500X2100
11	W3	1200	1050	2100	1200X2100
12	W4	900	100	2100	900X2100
13	W5	890	100	2100	890X2100
14	W6	800	100	2100	800X2100
15	W7	740	100	2100	740X2100
16	W8	600	1500	2100	600X900
17	W9	600	100	2100	600X2100
18	W10	525	100	2100	525X2100
19	W11	840	100	2100	840X2100
20	W12	1110	100	2100	1110X2100
21	W13	1315	100	2100	1315X2100

Checked and found ok for Public Health (internal) Services only subject to comments in forwarding letter No. 8810/HJ 6.S.E. Dt. 24-11-14

Superintending Engineer (HQ)
HUDA, Panchkula

24/11/14

OWNER'S SIGN

For
Revital Reality Pvt. Ltd.

ARCHITECT'S SIGN

divyaanh
102, S-13, Saraswati Apartments,
Nelson Mandela Road, Vasant Kunj, New Delhi-10070
divyaanh@gmail.com

CONSULTING STRUCTURAL ENGINEER

CONSULTING MEP

CONSULTING LANDSCAPE

PROJECT MANAGER

PROJECT

PROPOSED BUILDING PLAN OF AFFORDABLE GROUP HOUSING SCHEME MEASURING (7.0235+5.0753)=12.10 ACRES (LICENCE NO.163 OF 2014 DATED 12.09.2014 AND LICENCE NO.164 OF 2014 DATED 12.09.2014) IN SECTOR-79 & 79-B, GURGAON MANESAR URBAN COMPLEX BEING DEVELOPED BY REVITAL REALITY PVT. LTD. AND OTHERS.

Drawing Title

FLOOR PLAN TOWER NO. 5 AND 9
2 BHK CLUSTER

Submission drawing

Drawing No.

AGH-P-T 5/9-01

Scale 1:100

Date 16-10-2014