Doors & Windows Schedule @ All Typical Floor				
TYPE	OPENING	SIZE	WIN. CILL LEVEL	LINTEL LEVEL
D	1000x2100	----	----	2100
D1	1000x2100	----	----	2100
D2	750x2100	----	----	2500
DW1	2400x2500	----	----	2500
DW2	1400x2500	1000	1000	2500
DW3	1165X2500	----	----	2500
DW4	1800X2500	900	900	
W1	1000x1900	600	600	2500
W2	745x1200	1300	1300	2500
W3	750x1300	1350	1350	2500

Note: All The Opening Size Of Door Window Should Be Taken From Finish Floor Level

AREA CALCULATION			
	UNIT (M)	UNIT (M)	Area (Sqm)
TOTAL PLOT AREA	8.26	22	181.720
PERM.FAR		1.45	263.494
Permitible Ground Coverage @ 60%			109.030
ADDITIONS AT STILT FLOOR			
	WIDTH	LENGTH	
P	2.000	1.780	3.560
Q	2.595	3.960	10.276
TOTAL ADDITIONS AT STILT FLOOR			13.836
DEDUCTIONS AT 1st FLOOR			
	WIDTH	LENGTH	
A	8.260	6.545	54.062
B	0.860	2.760	2.374
C	1.400	3.865	5.411
D	3.470	3.725	12.926
E	2.990	5.300	15.847
F	1.800	3.000	5.400
G	1.655	1.550	2.565
TOTAL DEDUCTIONS AT 1st FLOOR			98.584
PROPOSED COVD AREA ON 1st FLR			
TOTAL PLOT AREA - TOTAL DEDUCTIONS AT 1st FLOOR			83.136
PROPOSED COVD.AREA ON 2nd FLOOR			
SAME AS 1st FLOOR =			83.136
PROPOSED COVD.AREA ON 3rd FLOOR			
SAME AS 2nd FLOOR =			83.136
AREA OF MUMTY	WIDTH	LENGTH	
Q	2.595	3.960	10.276
PERMISSIBLE AREA OF MUMTY FREE OF F.A.R.			11.000
FREE OF F.A.R. AREA IN STILT=AREA OF STILT-FAR AREA IN STILT			
NET AREA IN STILT			85.701
FAR AREA IN STILT		=	13.836
FREE OF F.A.R. AREA IN STILT		=	71.865
TOTAL FAR. AREA =			
STILT FLOOR			13.836
1st.FLOOR			83.136
2nd FLOOR			83.136
3rd FLOOR			83.136
TOTAL F.A.R. AREA			263.243
TOTAL F.A.R. ACHIEVED			1.449
TOTAL BUILT UP AREA =			
TOTAL F.A.R. AREA +FREE OF F.A.R. STILT AREA + MUMTY AREA			345.384

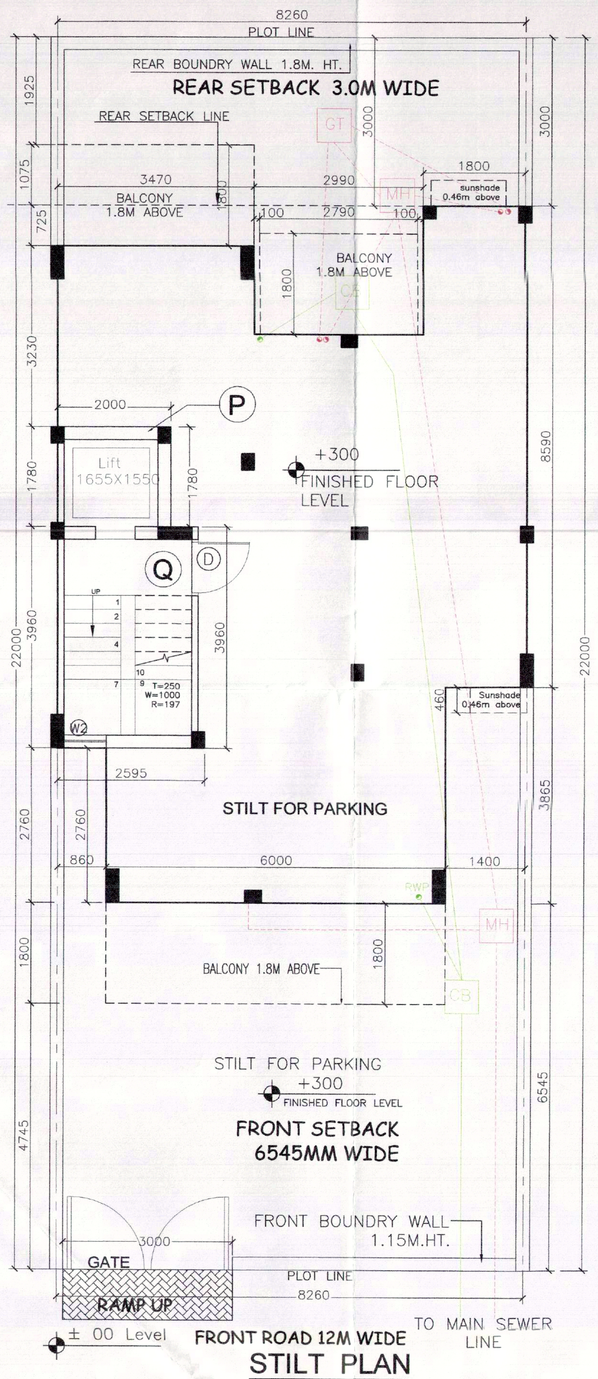

STILT PLAN

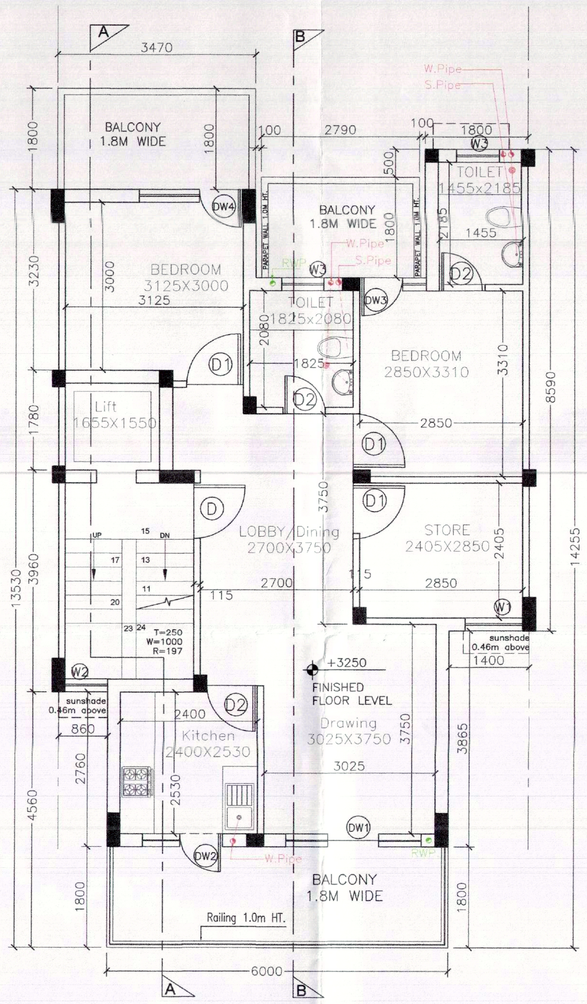

1st FLOOR PLAN

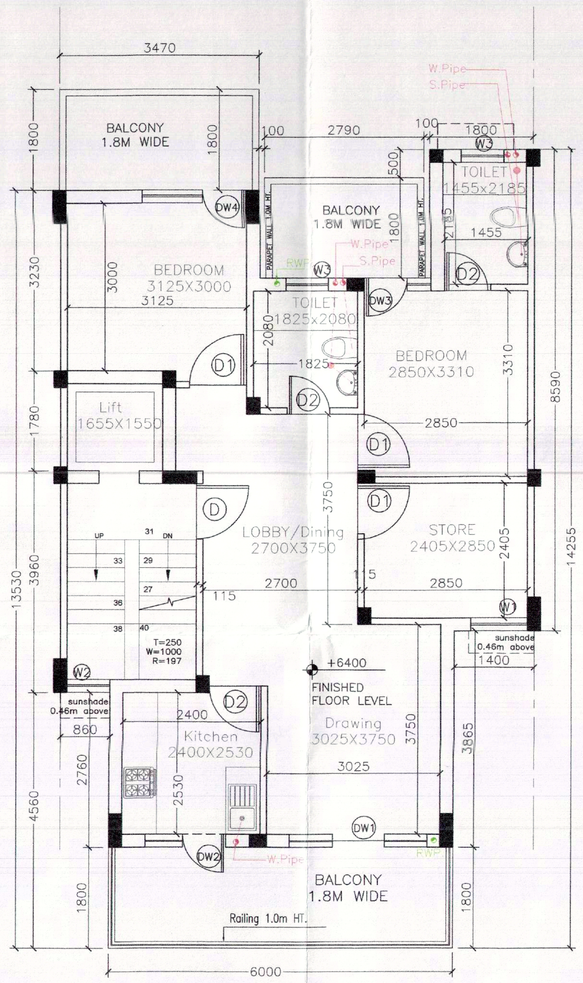

2nd FLOOR PLAN

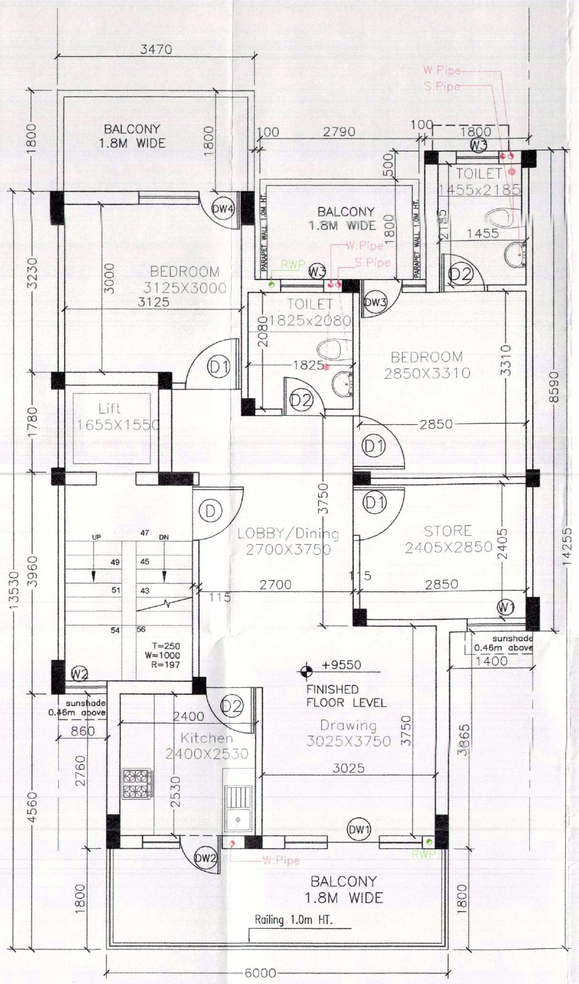

3rd FLOOR PLAN

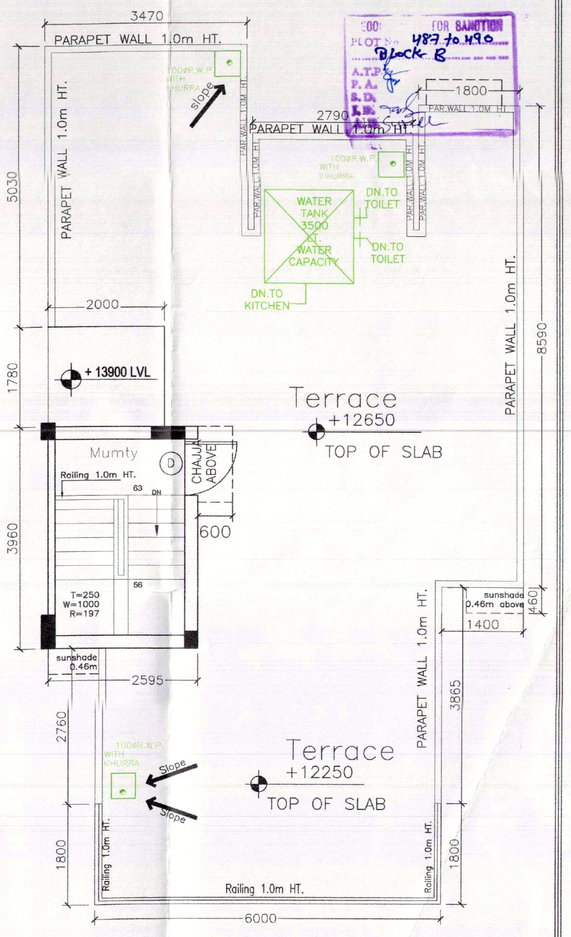

TERRACE PLAN

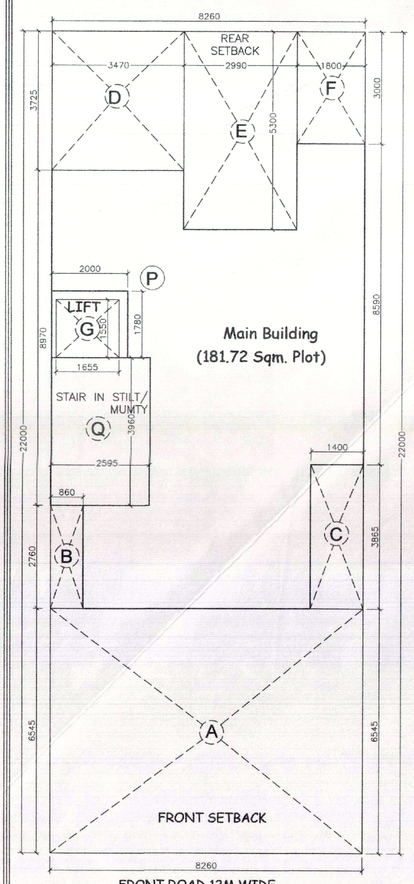

SITE PLAN_COVD AREA CALCULATIONS

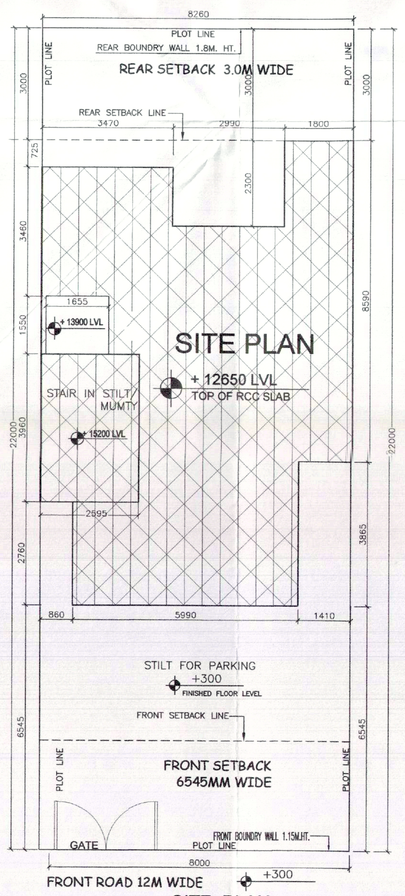

SITE PLAN

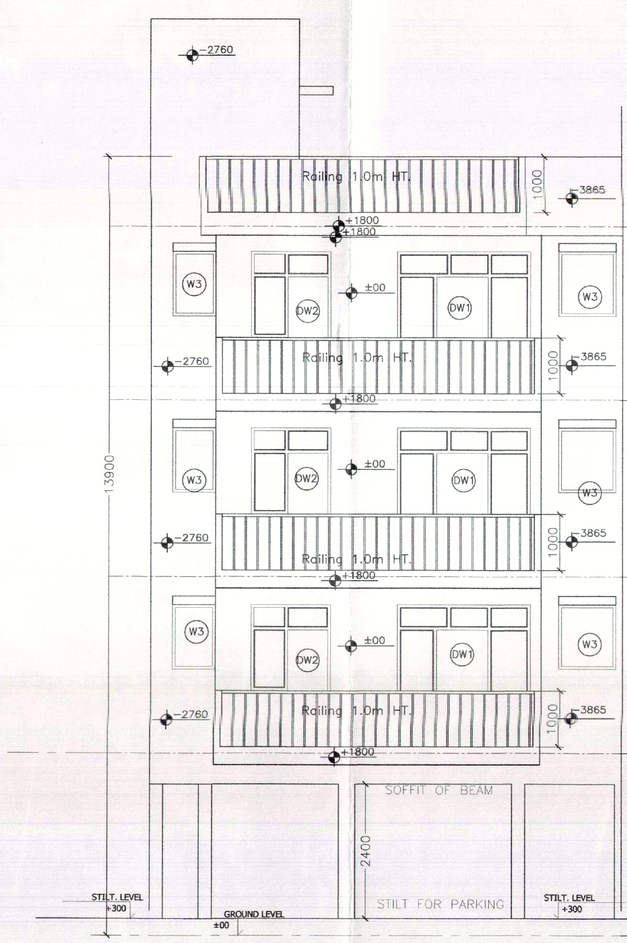

FRONT ELEVATION

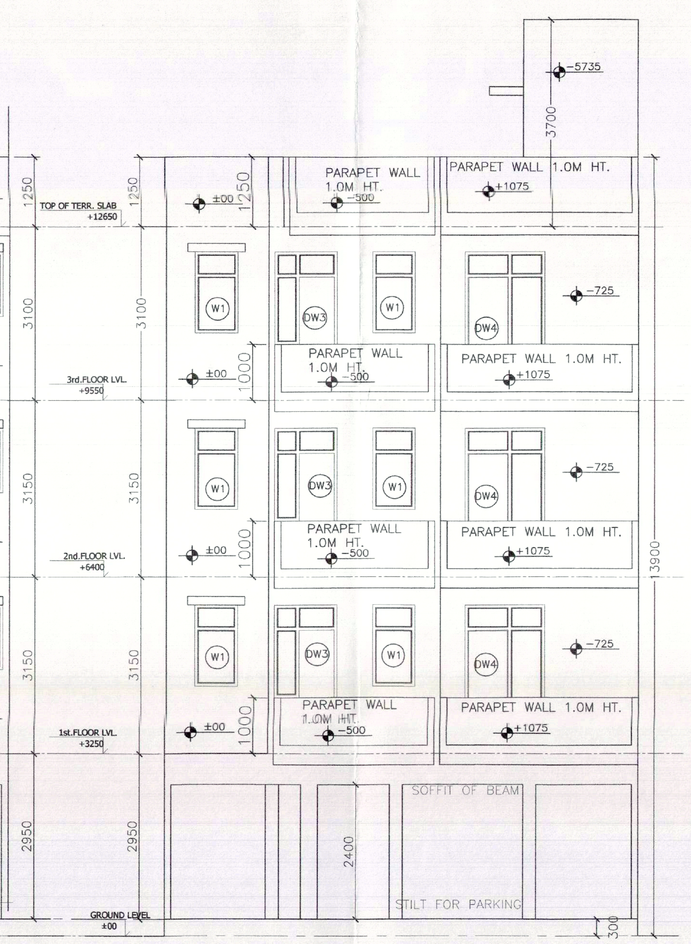

REAR ELEVATION

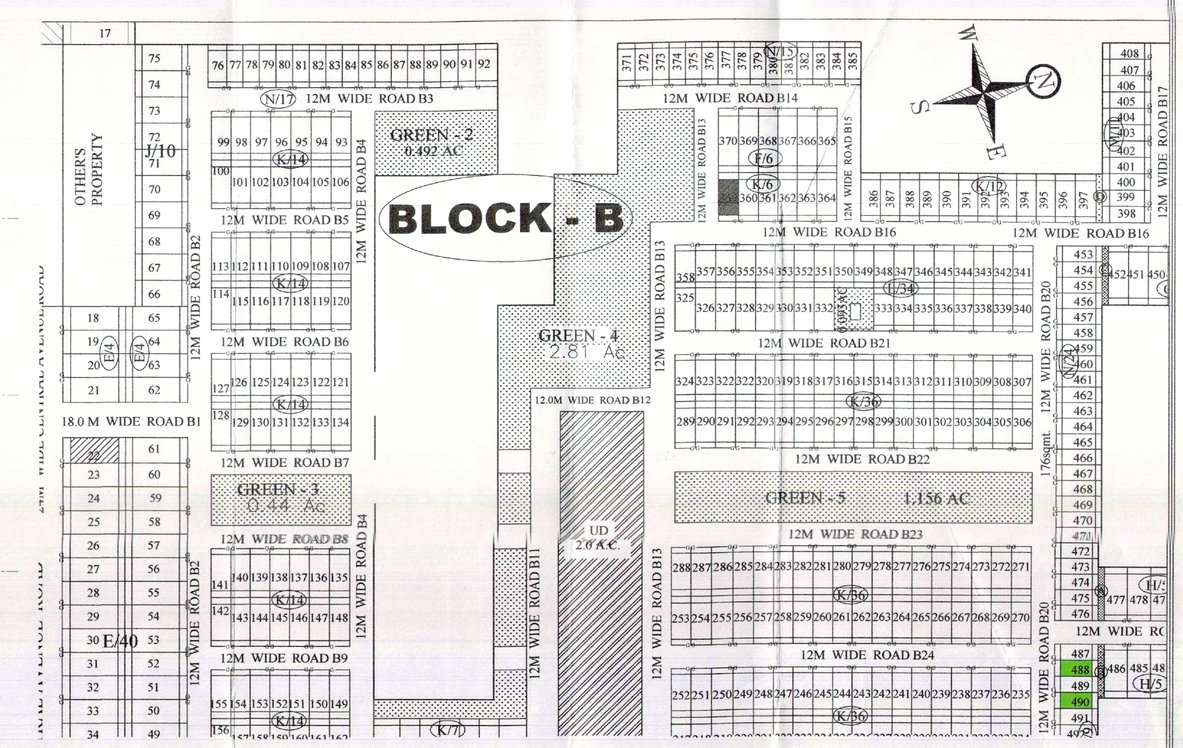

KEY PLAN

GENERAL NOTES :-
1. GATE & BOUNDARY WALL AS /STD. DESIGN.
2. COMMON WALL TO BE SHARED.
3. NO PIPE SHALL BE SHARED.
4. ALL PIPE SHALL BE PASSED THROUGH FLOOR.
5. NO SOILS OR VENT PIPE SHALL BE CONN.R.W.P.
6. HUDA APPROVED PLUMBER SHOULD BE ENGAGED.
7. ALL DIMENSIONS ARE IN MILLIMETER.
8. THE EXTERNAL WALL OF THE CORNER PLOTS WILL BE KEPT INDIVIDUAL WALL

PROJECT:

PROPOSED RESIDENTIAL UNIT (LHS) (AREA 181.72 Sqm) IN RESIDENTIAL PLOTTED COLONY IN HILL-TOWN

PLOT NOS, 488 & 490

OWNER 'S SIGN.

Dolphin Buildwell Pvt. Ltd.
Director/ Authorised Signatory

ARCHITECT 'S SIGN.

Ajay Kumar Jain
F-70 Lower Ground Floor Kalkaji New Delhi - 110019
CA/97/ 41958

SCALE = 1:50

Sanctioned & Valid For two year
Chairman
Building Plan, Committee
Controlled Area, Gurgaon

FOR SANCTION
PLOT 487 to 490
Block B
A.T.P.
F.A.
E.D.
E.M.
FAR WALL 1.0M HT.