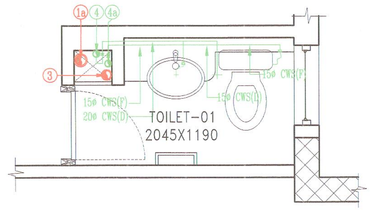

TYPICAL TOILET-01 DETAIL WATER SUPPLY LAYOUT
SCALE 1:25

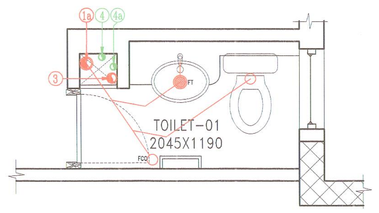

TYPICAL TOILET-01 DETAIL DRAINAGE LAYOUT
SCALE 1:25

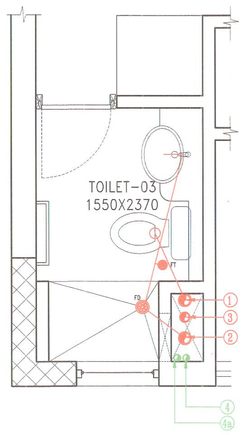

TYPICAL TOILET-03 DETAIL DRAINAGE LAYOUT
SCALE 1:25

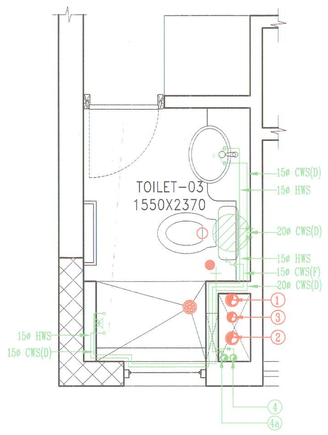

TYPICAL TOILET-03 DETAIL WATER SUPPLY LAYOUT
SCALE 1:25

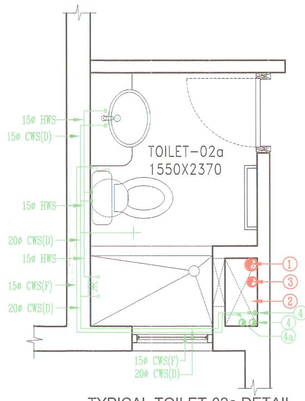

TYPICAL TOILET-02a DETAIL WATER SUPPLY LAYOUT
SCALE 1:25

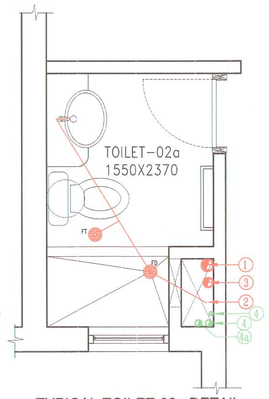

TYPICAL TOILET-02a DETAIL DRAINAGE LAYOUT
SCALE 1:25

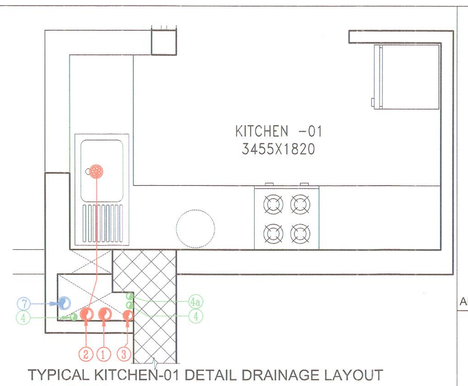

TYPICAL KITCHEN-01 DETAIL DRAINAGE LAYOUT
SCALE 1:25

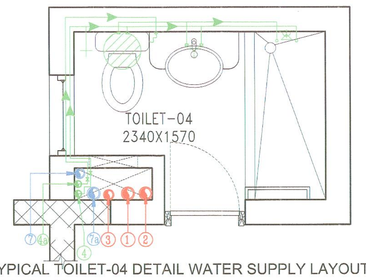

TYPICAL TOILET-04 DETAIL WATER SUPPLY LAYOUT
SCALE 1:25

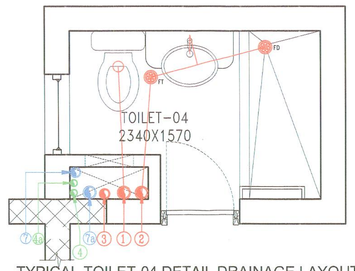

TYPICAL TOILET-04 DETAIL DRAINAGE LAYOUT
SCALE 1:25

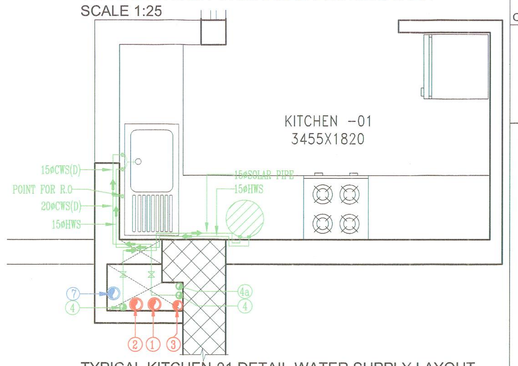

TYPICAL KITCHEN-01 DETAIL WATER SUPPLY LAYOUT
SCALE 1:25

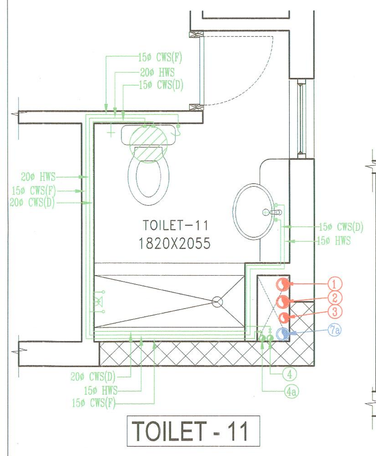

TYPICAL TOILET-11 DETAIL WATER SUPPLY LAYOUT
SCALE 1:25

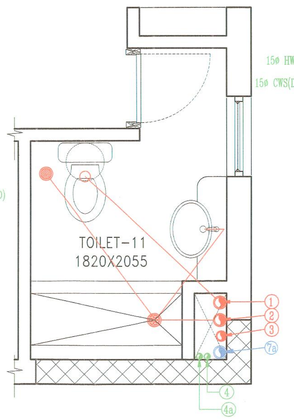

TYPICAL TOILET-11 DETAIL DRAINAGE LAYOUT
SCALE 1:25

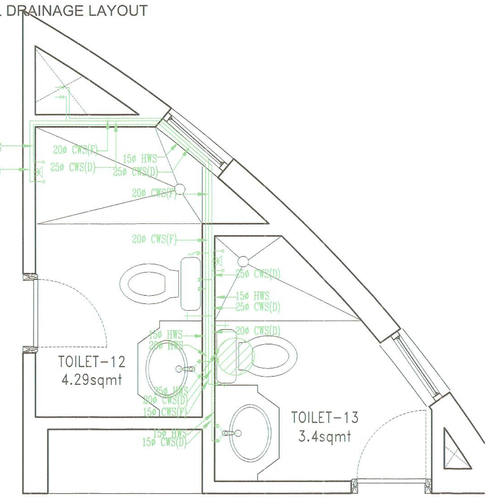

TYPICAL TOILET-12,13 DETAIL WATER SUPPLY LAYOUT
SCALE 1:25

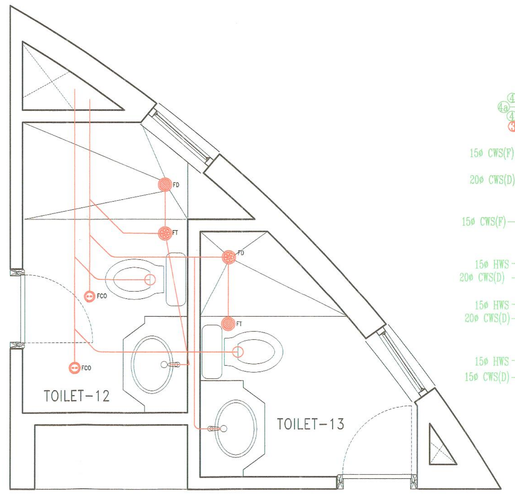

TYPICAL TOILET-12,13 DETAILDRAINAGE LAYOUT
SCALE 1:25

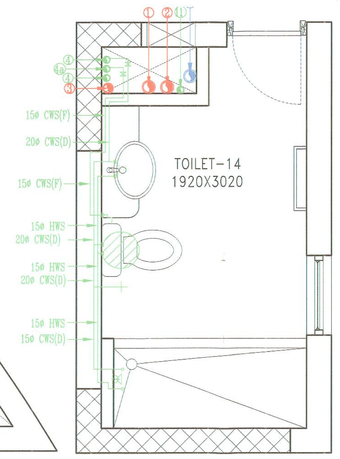

TYPICAL TOILET-14 DETAIL WATER SUPPLY LAYOUT
SCALE 1:25

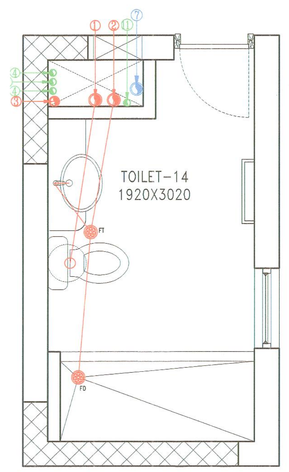

TYPICAL TOILET-14 DETAIL DRAINAGE LAYOUT
SCALE 1:25

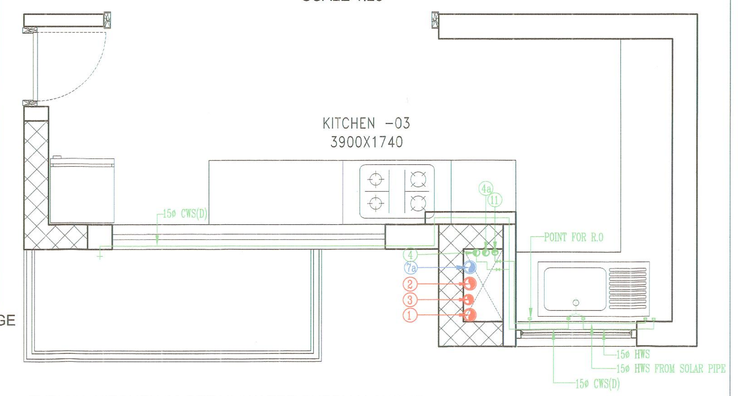

TYPICAL KITCHEN-03 DETAIL WATER SUPPLY LAYOUT
SCALE 1:25

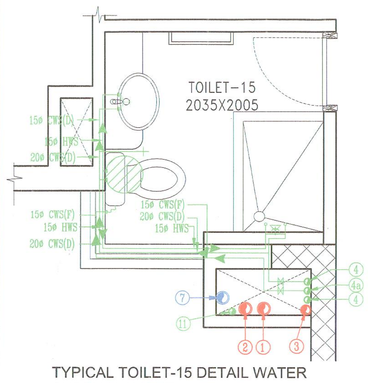

TYPICAL TOILET-15 DETAIL WATER SUPPLY LAYOUT
SCALE 1:25

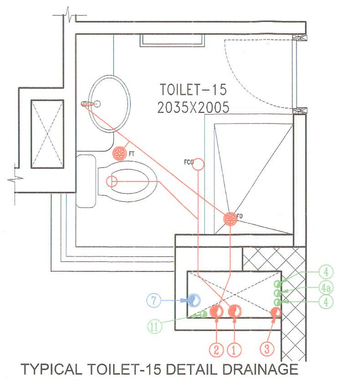

TYPICAL TOILET-15 DETAIL DRAINAGE LAYOUT
SCALE 1:25

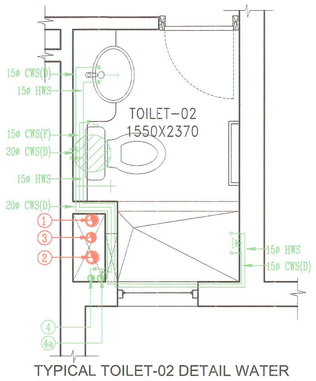

TYPICAL TOILET-02 DETAIL WATER SUPPLY LAYOUT
SCALE 1:25

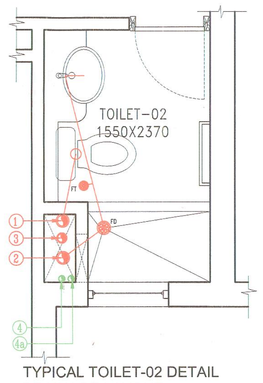

TYPICAL TOILET-02 DETAIL DRAINAGE LAYOUT
SCALE 1:25

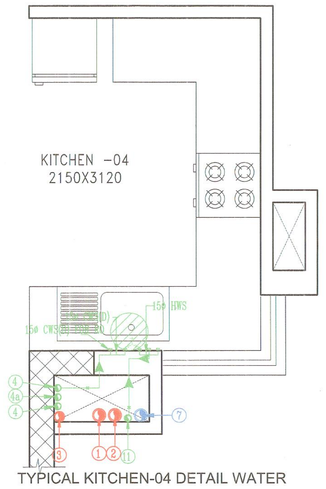

TYPICAL KITCHEN-04 DETAIL WATER SUPPLY LAYOUT
SCALE 1:25

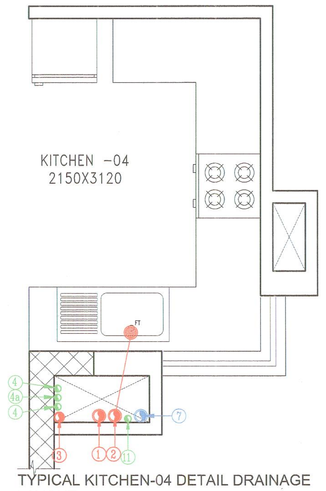

TYPICAL KITCHEN-04 DETAIL DRAINAGE LAYOUT
SCALE 1:25

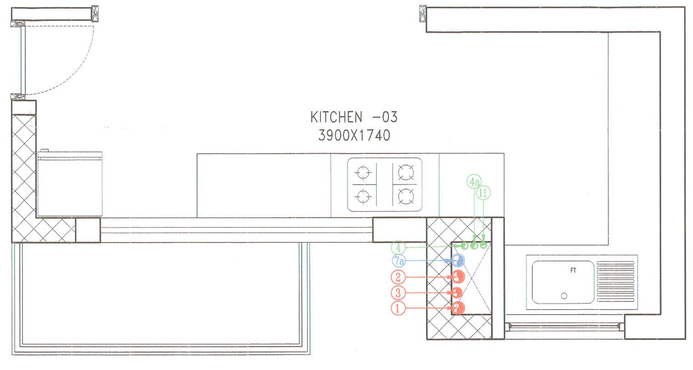

TYPICAL KITCHEN-03 DETAIL DRAINAGE LAYOUT
SCALE 1:25

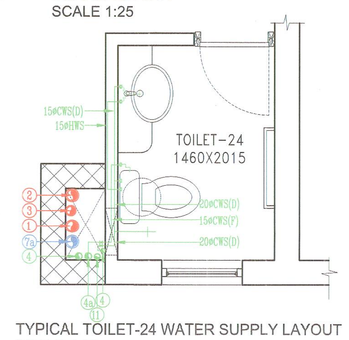

TYPICAL TOILET-24 WATER SUPPLY LAYOUT
SCALE 1:25

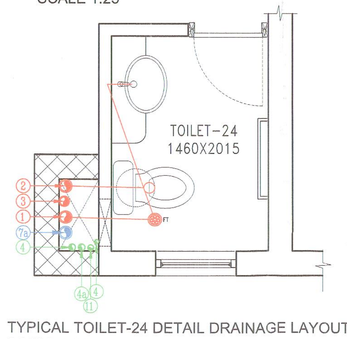

TYPICAL TOILET-24 DETAIL DRAINAGE LAYOUT
SCALE 1:25

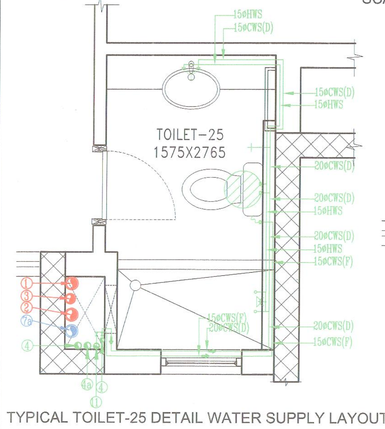

TYPICAL TOILET-25 DETAIL WATER SUPPLY LAYOUT
SCALE 1:25

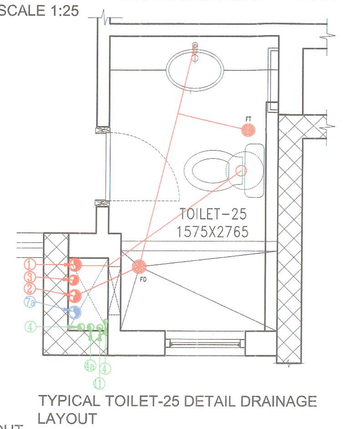

TYPICAL TOILET-25 DETAIL DRAINAGE LAYOUT
SCALE 1:25

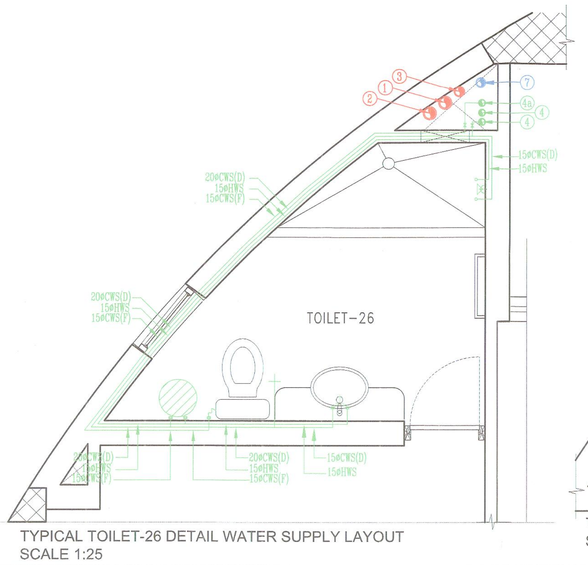

TYPICAL TOILET-26 DETAIL WATER SUPPLY LAYOUT
SCALE 1:25

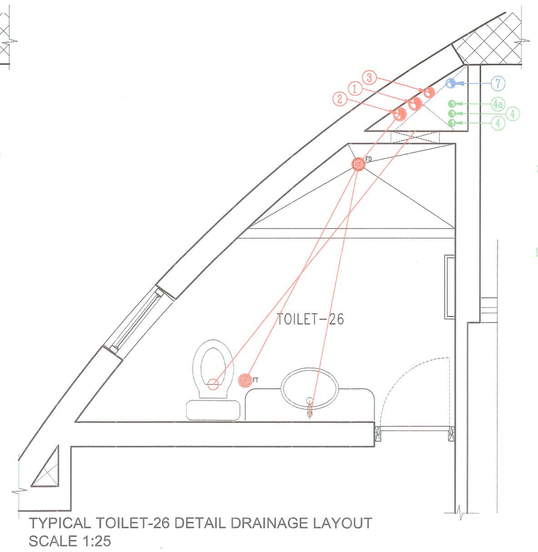

TYPICAL TOILET-26 DETAIL DRAINAGE LAYOUT
SCALE 1:25

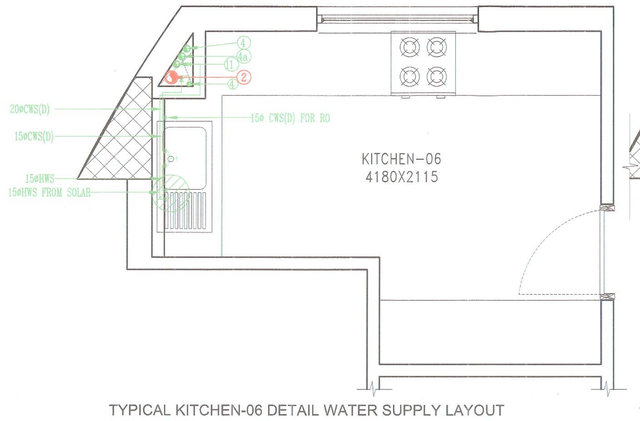

TYPICAL KITCHEN-06 DETAIL WATER SUPPLY LAYOUT
SCALE 1:25

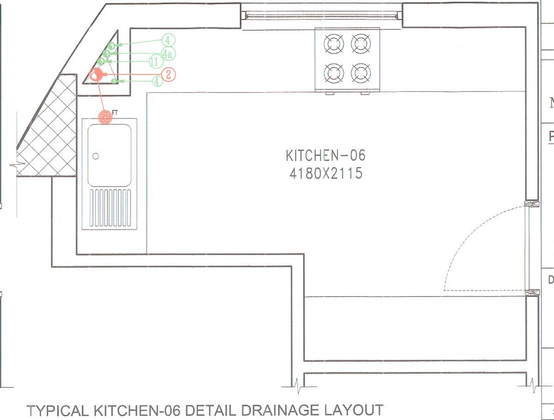

TYPICAL KITCHEN-06 DETAIL DRAINAGE LAYOUT
SCALE 1:25

D.T.P. (HQ) Member Secretary B.P.C.
B.T.P. (G) Member B.P.C.
C.T.P. (HK) Chairman B.P.C.

ANAND SHARMA
B. Arch (Hons), M.C.A.
CA/95/18738, AIIA/A-12296

ARCHITECT

OWNER

DOOR WINDOW SCHEDULE

SERVICE SCHEDULE

1. 110 OD uPVC SOIL & VENT PIPE
1a. 110 OD uPVC SOIL&WASTE VENT PIPE
2. 110 OD uPVC WASTE & VENT PIPE
2a. 110 OD uPVC WASTE & VENT PIPE FOR BALCONY
3. 90 OD uPVC INTERPRECHANGE VENT PIPE
4. CWS DN. TANK PIPE(SOIL)
4a. CWS DN. TANK PIPE(TUBE)
5. COLD WATER SUPPLY RISER PIPE(DOM.)
5a. COLD WATER SUPPLY RISER PIPE(FLUSH.)
6. 160 OD uPVC MAIN WATER PIPE
7. 20 mm CPVC COLD WATER PIPE FOR BALCONY
7a. 110 OD uPVC WASTE PIPE
8. 100X50 G.I PIPE
9. 100 DRAIN PIPE
10. 15/20 M.S SPRINKLER SUSSA PIPE
11. HOT WATER SUPPLY FROM SOLAR

Checked and found ok for Public (Guidance) Service only subject to in forwarding letter No. STP(G)/13 12/12/12

ARCHITECT SOUTH SIDE

ACA
AJOY CHOUDHURY & ASSOCIATES
ARCHITECTURE & URBAN DESIGN
SUITE #1001+1003, 10TH FLOOR
DLF GALLERIA TOWERS
DLF CITY, PHASE-IV
GURGAON-122002, HARYANA

ARCHITECT NORTH SIDE

DESIGN FORUM INTERNATIONAL
K-47 KALASH COLONY,NEW DELHI-110048.
PHONE: 011 -46556600, FAX 46556601

Owners :-

M/S JUBILIANT MALLS PVT. LTD.

PROJECT NAME & ADDRESS:-

REVISED BUILDING PLANS OF GROUP HOUSING COLONY AREA MEASURING 15.4829 ACRES OUT OF TOTAL GROUP HOUSING SCHEME MEASURING 21.1804ACRES (LICENCE NO.13 OF 2008 DATED 31.1.2008, LICENCE NO. 96 OF 2010 DATED 3.11.2010 & LICENCE NO. 118 OF 2011 DATED 26.12.2011) IN SECTOR-37C, GURGAON MANESAR URBAN COMPLEX BEING DEVLOPED BY JUBLIANT MALLS PVT. LTD. AND OTHERS

Drawing Title :
TOWER-1
TOILET AND KITCHEN DETAILS

SUBMISSION DRG.

Scale	1:25
Date	08-08-2012
Drawing No.	A- 12