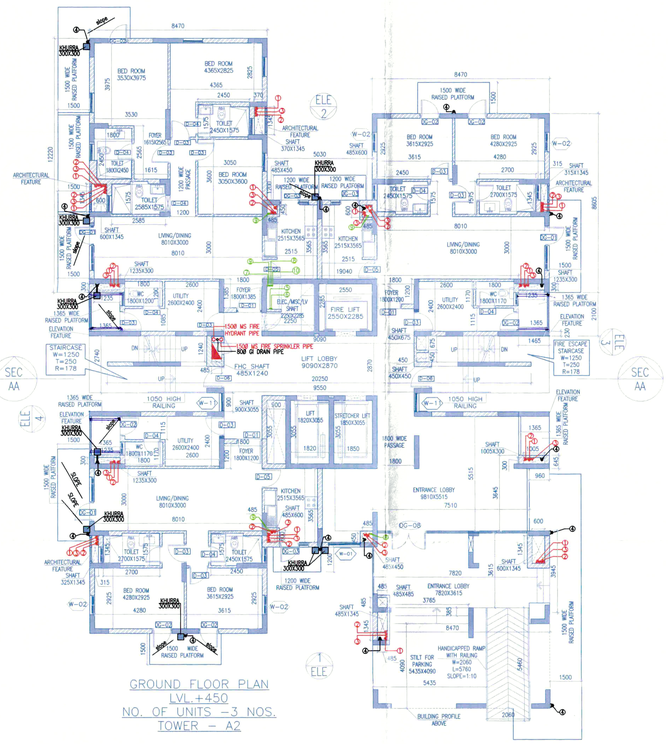

GROUND FLOOR PLAN
LVL.+450
NO. OF UNITS -3 NOS.
TOWER - A2

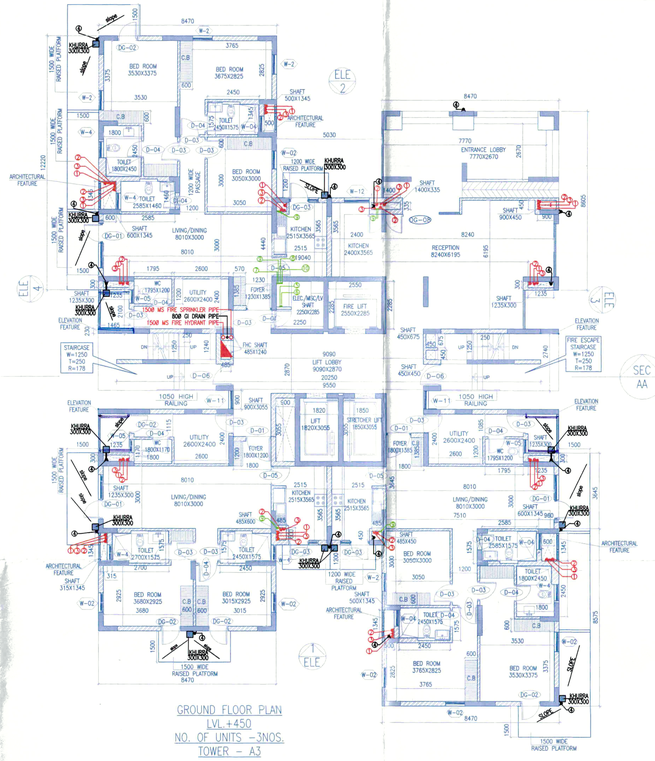

GROUND FLOOR PLAN
LVL.+450
NO. OF UNITS -3NOS.
TOWER - A3

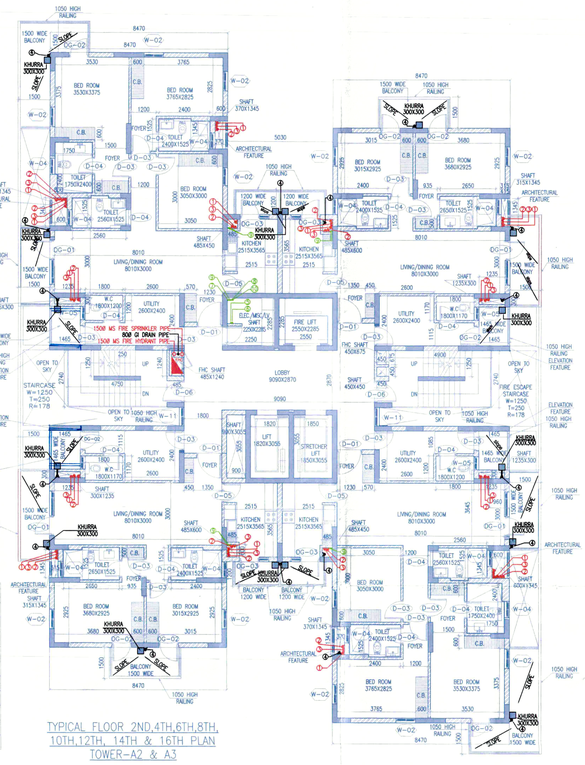

TYPICAL FLOOR 2ND,4TH,6TH,8TH,
10TH,12TH, 14TH & 16TH PLAN
TOWER-A2 & A3

[TOWER-(2 & A3)

TYPICAL FLOOR	LVL.	UNITS
2nd	+1650	4
4th	+3250	4
6th	+4850	4
8th	+6450	4
10th	+8050	4
12th	+9650	4
14th	+11250	4
16th	+12850	4
TOTAL UNITS		32

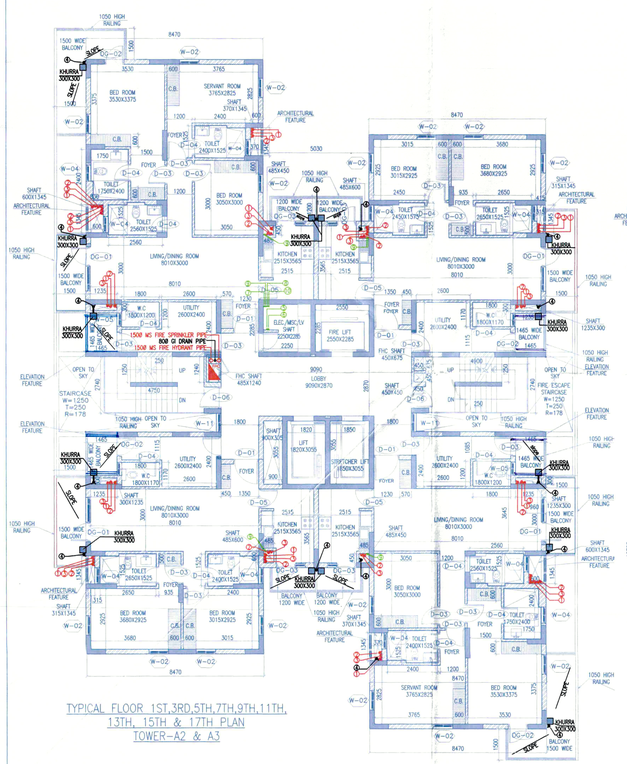

TYPICAL FLOOR 1ST,3RD,5TH,7TH,9TH,11TH,
13TH, 15TH & 17TH PLAN
TOWER-A2 & A3

[TOWER-A2 & A3]

TYPICAL FLOOR	LVL.	UNITS	SERVANT ROOM
1st	+3650	4	2.
3rd	+10050	4	2.
5th	+16450	4	2.
7th	+22850	4	2.
9th	+29250	4	2.
11th	+35650	4	2.
13th	+42050	4	2.
15th	+48450	4	2.
17th	+54850	4	2.
TOTAL		36	18

LEGEND:-

S.NO	DESCRIPTION	LEGEND
1.	100ø SOIL & VENT PIPE	①
2.	100ø WASTE & VENT PIPE	②
3.	75ø ANTI SUPPONGAE VENT PIPE	③
4.	100ø RAIN WATER PIPE	④
5.	50ø DOMESTIC WATER RISER PIPE TO O.H.T	⑤
6.	32ø FLUSHING WATER RISER PIPE TO O.H.T	⑥
7.	(CWS -U) RISER GROUND TO 09TH FLOOR	⑦
8.	(CWS -O) RISER ABOVE TO 09TH FLOOR	⑧
9.	(CWS -F) RISER GROUND TO 09TH FLOOR	⑨
10.	(CWS -F) RISER ABOVE TO 09TH FLOOR	⑩
11.	(HWS) RISER GROUND TO 09TH FLOOR	⑪
12.	(HWS) RISER ABOVE TO 09TH FLOOR	⑫
13.	FIRE HOSE CABINET	FHC
14.	FLOOR TRAP	FT
15.	FLOOR DRAIN	FD

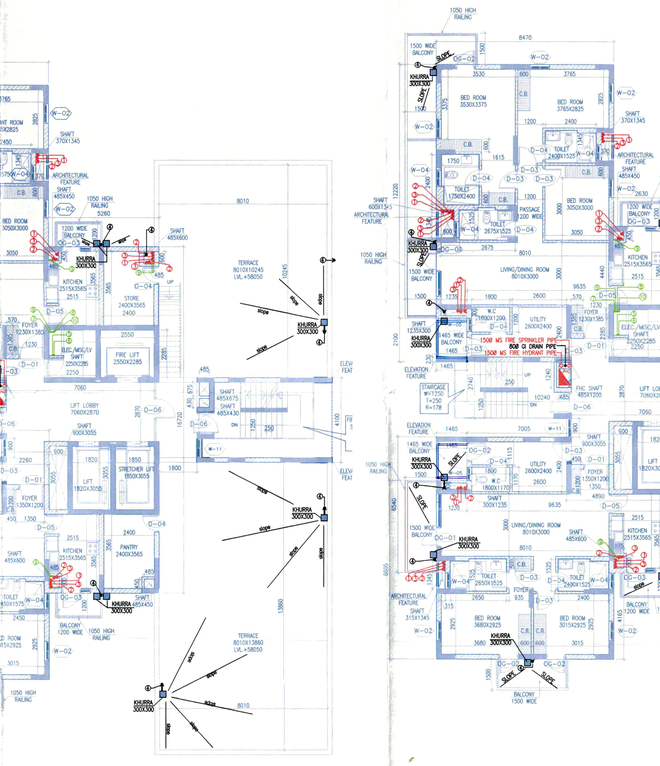

18TH FLOOR PLAN
LVL.+58050
NO. OF UNITS -2 NOS.
NO. OF SERVANT ROOM=2
TOWER -A2 & A3

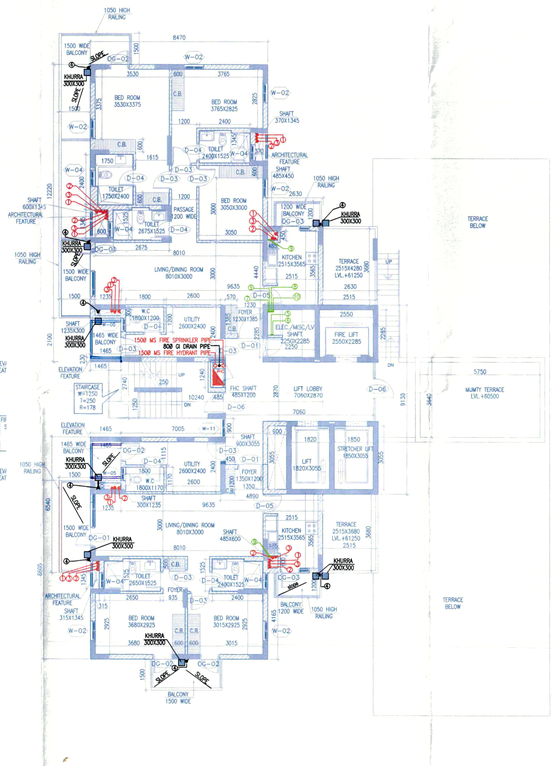

TYPICAL FLOOR PLAN 19TH &20TH
TOWER-A2 & A3

[TOWER-A2 & A3]

TYPICAL FLOOR	LVL.	UNITS
19TH	+61250	2
20TH	+64450	2
TOTAL UNITS		4

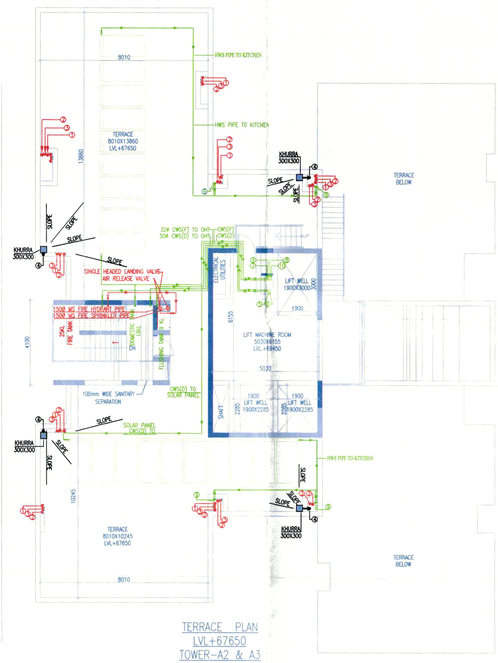

TERRACE PLAN
LVL+67650
TOWER-A2 & A3

1. BUILDING WILL BE DESIGNED (STRUCTURES) AS PER RELEVENT IS CODES FOR EARTH QUAKE RESISTANCE
2. BUILDING IS HAS AUTOMATIC SPRINKLER SYSTEM ON ALL FLOORS

LEGEND:-

DOOR SCHEDULE

OPENING NO.	WIDTH	LINTEL	SILL	WIDTH	LINTEL	SILL	HEIGHT
D-01	1180	2400	-	1200	2410	-	2400
D-02	1000	2400	-	1040	2410	-	2400
D-03	900	2400	-	940	2410	-	2400
D-04	800	2400	-	840	2410	-	2400
D-05	900	2400	-	940	2410	-	2400
D-06	1000	2400	-	1040	2410	-	2400
D-07	1045	2400	-	1085	2410	-	2400
D-08	980	2400	-	1020	2410	-	2400
D-09	800	2400	-	840	2410	-	2400
D-10	1700	2400	-	1740	2410	-	2400
D-11	900	2400	-	940	2410	-	2400

DOOR-WINDOW (EXTERNAL)

OPENING NO.	FINISHED OPENING WIDTH	FINISHED OPENING LINTEL	FINISHED OPENING SILL	ROUGH OPENING WIDTH	ROUGH OPENING LINTEL	ROUGH OPENING SILL
DW-01	1350	2590	1050	1390	2600	1030	1540

GLAZING(EXTERNAL)

OPENING NO.	FINISHED OPENING WIDTH	FINISHED OPENING LINTEL	FINISHED OPENING SILL	ROUGH OPENING WIDTH	ROUGH OPENING LINTEL	ROUGH OPENING SILL
DG-01	2700	2590	-	2740	2600	-	2590
DG-02	900	2590	-	940	2600	-	2590
DG-03	-	-	-	-	-	-	-
DG-04	-	-	-	-	-	-	-
DG-05	1800	2590	-	1840	2600	-	2590
DG-06	1500	2590	-	1540	2600	-	2590
DG-07	1900	2590	-	1940	2600	-	2590
DG-08	1700	2590	-	1940	2600	-	2590

WINDOW GLAZING

OPENING NO.	FINISHED OPENING WIDTH	FINISHED OPENING LINTEL	FINISHED OPENING SILL	ROUGH OPENING WIDTH	ROUGH OPENING LINTEL	ROUGH OPENING SILL
W-01	1500	2590	100	1540	2600	75	2490
W-02	900	2590	100	940	2600	75	2490
W-03	800	2150	1220	840	2160	1200	930
W-04	760	2150	1220	800	2160	1200	930
W-05	600	2150	1220	640	2160	1200	930
W-06	1000	2590	100	1040	2600	75	2490
W-07	1000	2590	100	1040	2600	75	2490
W-08	1000	2590	100	1040	2600	75	2490
W-09	1000	2590	100	1040	2600	75	2490
W-10	1200	2590	1050	1240	2600	1030	1540
W-11	860	2590	100	900	2600	75	2490
W-12	1200	2590	100	1240	2600	75	2490

Project:

PROPOSED BUILDING PLAN OF GROUP HOUSING SCHEME MEASURING 14.30 ACRES (LICENCE NO. 41 OF 2013 DATED 06-06-2013) IN SECTOR-89-A, GURGAON MANESAR URBAN COMPLEX. BEING DEVELOPED BY STRONG INFRABUILT PVT. LTD. AND OTHERS IN COLLABORATION WITH VATIKA LTD.

Associate Architects

RSMS ARCHITECTS

RSMS ARCHITECTS PVT. LTD.
69,Nora Niwas Bhawani Kunj
(Behind D2). Vasant Kunj,
New Delhi-110070.
Tel.:011-26898616,26898617
www.rsms-arch.com

Checked and found ok for Public Health (Internal) Services only subject to comments in forwarding letter No. BE(HQ) 351 Dt. 31/7/14
Superintending Engineer (HQ) HSVDA, Panchkula

D.T.P. (HQ) Member Secretary B.P.C.
S.T.P. (G) Member B.P.C.
C.T.P. (Hr.) Chairman B.P.C.

ADJ JD RD FA

ARCHITECT'S SEAL & SIGNATURE

OWNER'S SEAL & SIGNATURE

For Vatika Limited
Authorised Signatory

MARCH.-2014. Scale :1:100

Drawing Title:-
GROUND TO 20th FLOOR & TERRACE PLAN TOWER(A2 & A3)

Drawing No:-
T2-01

VATIKA GH-23