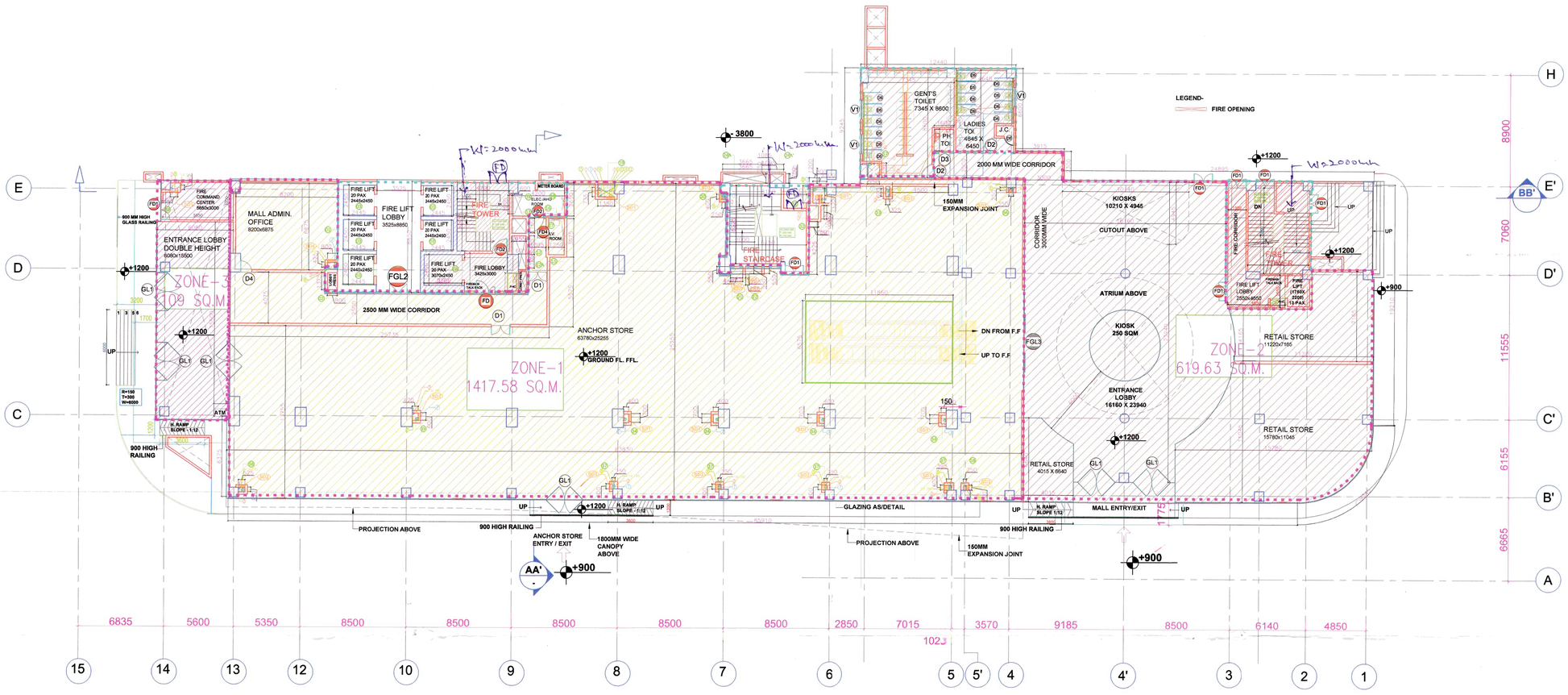

GROUND FLOOR PLAN
Scale: 1:200

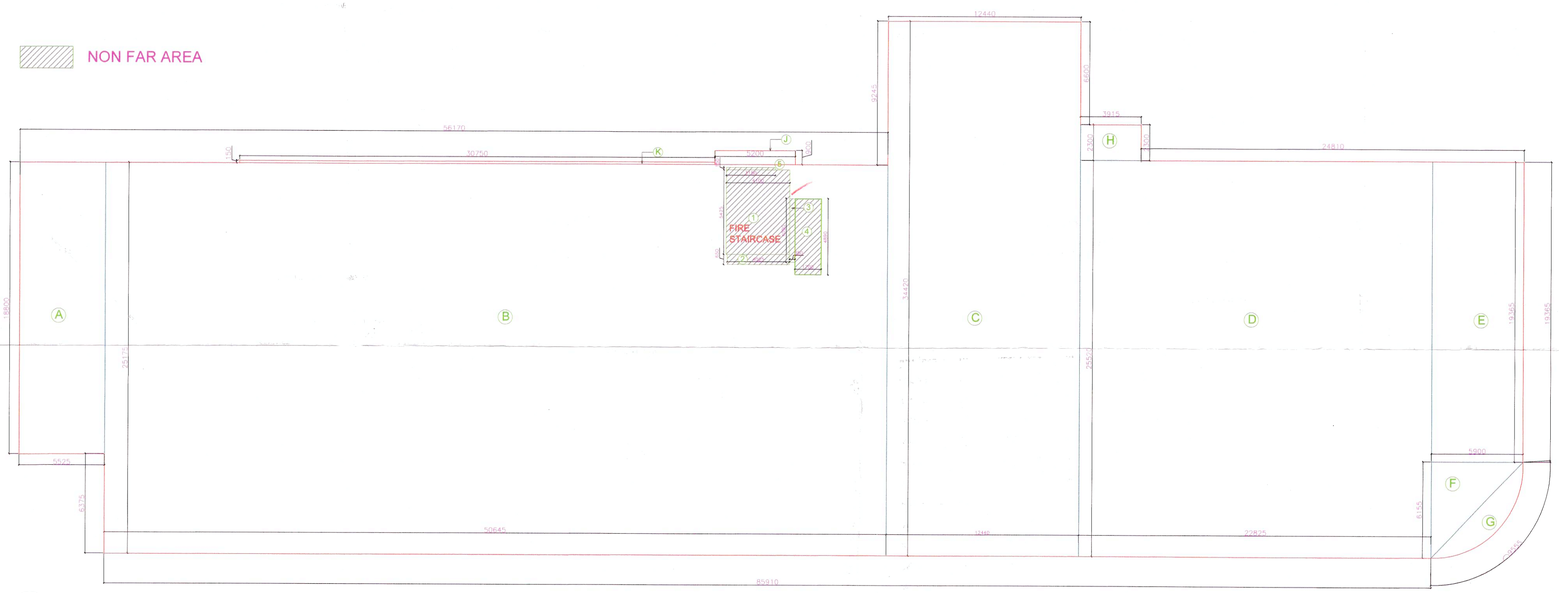

AREA PLAN (GROUND FLOOR)
Scale: 1:200

LEGEND

1	110 OD SWR PVC SOIL & VENT PIPE
2	110 OD SWR PVC WASTE & VENT PIPE
3	CWS DN. TAKE PIPE (DOMESTIC) 19th TO 12th FLOOR
4	FWS DN. TAKE PIPE (DOMESTIC)
5	50Ø DWS RISER TO O.H.T. FILLING TANK
6	50Ø FWS RISER TO O.H.T. FILLING TANK
7	160 OD uPVC RAIN WATER PIPE
8	DWS RISER PIPE SHOPS & RESTAURANT
9	100Ø DRAIN PIPE
10	CWS DN. TAKE PIPE (DOMESTIC) 11th TO 5th FLOOR
11	CWS DN. TAKE PIPE (DOMESTIC) 19th TO 10th FLOOR
12	CWS DN. TAKE PIPE (DOMESTIC) 9th TO GROUND FLOOR
13	FWS DN. TAKE PIPE (DOMESTIC) 19th TO 10th FLOOR
14	FWS DN. TAKE PIPE (DOMESTIC) 9th TO GROUND FLOOR
15	65Ø SOFT WATER RISER TO O.H.T. FILLING TANK FROM PUMP ROOM
16	65Ø SOFT WATER RISER TO O.H.T. FILLING TANK FROM S.T.P.
DP	DRAIN POINT (CUTOUT 150x150mm)
COP	CLEAN OUT PLUG
FWS	FLUSHING WATER SUPPLY
DWS	DOMESTIC WATER SUPPLY

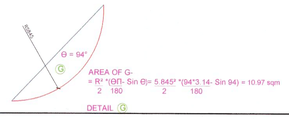

DETAIL G

CUTOUT OPENING SCHEDULE

S.NO.	CUTOUT SIZE	NOS	DESCRIPTION
01	800 X 425	01	PLUMBING SHAFT
02	800 X 1375	01	LOBBY PRESS
03	2445 X 2450	05	PASS. FIRE LIFT SHAFT
08	3070 X 2450	01	SER. FIRE LIFT SHAFT
09	600 X 300	01	FHC SHAFT
10	1105 X 700	01	LOBBY PRESS
12	955 X 1485	01	HVAC SHAFT
12A	605 X 1100	01	HVAC SHAFT
13	955 X 1160	01	STAIR PRESS
14	600 X 1500	01	ELECTRICAL SHAFT
15	200 X 2045	01	LV SHAFT
16	1300 X 230	01	ELECTRICAL SHAFT
17	1000 X 200	01	LV SHAFT
18	200 X 1240	01	ELECTRICAL SHAFT
19	1350 X 735	01	PLUMBING SHAFT
20	250 X 400	01	PLUMBING SHAFT
21	985 X 550	01	ELECTRICAL SHAFT
22	285 X 550	01	FHC SHAFT
24A	3665 X 750	01	EXHAUST SHAFT
24A'	1085 X 750	01	COOLING TOWER SHAFT
31'	1100 X 1365	01	PLUMBING SHAFT
32	750 X 1085	01	STAIR PRESS
33	325 X 600	01	PLUMBING SHAFT
34	400 X 700	04	RWP SHAFT
35	470 X 600	01	PLUMBING SHAFT
36	600 X 550	01	PLUMBING SHAFT
37	200 X 400	04	PLUMBING SHAFT
38	525 X 350	01	PLUMBING SHAFT
56	400 X 250	01	PLUMBING SHAFT
57	1800 X 600	01	PLUMBING SHAFT
58	250 X 400	01	PLUMBING SHAFT

Correction by me

Architect (HQ)

S.T.P. (HQ) Member Secretary B.P.C.

C.T.P. (HQ) Member B.P.C.

C.T.P. (HQ) Chairman B.P.C.

Checked and found ok for Public Health (Internal) Service only subject to comments in forwarding letter No. SE(HQ)/..... Dt. 11/6/18

This is a " PROVISIONAL APPROVED BUILDING PLAN" only for purpose of inviting objection from the general public

Director Town & Country Planning, Haryana, Chandigarh

SCHEDULE OF OPENINGS

OPNG	WIDTH	CLEAR HEIGHT	CILL.LVL	LINTEL LEVEL
FD	1200	2400	---------	2400
FD1	1500	2400	---------	2400
FD2	1500	2400	---------	2400
FD4	1500	2400	---------	2400
D1	1500	2400	---------	2400
D2	1050	2400	---------	2400
D3	1200	2400	---------	2400
D4	1000	2400	---------	2400
D5	750	2100	---------	2100
GL1	3000	2400	---------	---------
FGL2	1500	2400	---------	---------
FGL3	3000	2400	---------	---------
V1	1500	600	2775	3375

SCHEDULE OF SHAFT OPENINGS

OPNG	GF.QTY	WIDTH	CLEAR HEIGHT	CILL.LVL	LINTEL LEVEL
SD1	9	600	900	1900	2800
SD1'	1	675	900	1900	2800
SD2	1	525	900	1900	2800
SD3	6	400	900	1900	2800
SD4	1	800	900	1900	2800
SD5	1	1300	2100	300	2400
SD6	1	1500	2100	300	2400
SD7	1	1000	2650	300	2950

NOTE- ALL LEVELS ARE FROM FFL LVL.

AREA CHART (Ground Floor)

	LENGTH		WIDTH	QTY		AREA
						A) Area
A	5.525	X	18.800	1	=	103.870
B	50.645	X	25.175	1	=	1274.988
C	12.440	X	34.420	1	=	428.185
D	22.825	X	25.520	1	=	582.494
E	5.900	X	19.365	1	=	114.254
F	5.900	X	6.155	1	=	18.157
G			As per detail "G"	1	=	10.970
H	3.915	X	2.300	1	=	9.005
J	5.200	X	0.900	1	=	4.680
K	30.750	X	0.150	1	=	4.613
	Total area (sqm)				=	2551.214
B) Non FAR Area						
1	4.100	X	5.425	1	=	22.243
2	4.025	X	0.650	1	=	2.616
3	0.350	X	4.090	1	=	1.432
4	1.700	X	4.890	1	=	8.313
5	3.150	X	0.150	1	=	0.473
	Total area (sqm)				=	35.076
Total FAR area (sqm)					=	A-B
					=	2516.139

NOTE:
1. BUILDING IS FULLY AIR CONDITIONED & ALL BASEMENTS ARE MECHANICALLY VENTILATED AS PER NBC NORMS.
2. BUILDING IS FULLY SPRINKLERED AS PER NBC.
3. ALL DIMENSIONS AND LEVELS MARKED IN PLANS ARE IN MM.

Signatures:

Architect: ROHIT K. GOYAL ARCHITECT CA/98/23842

SHRIMAYA BUILDCON PVT. LTD. Authorised Signatory

Client : M/S SHRIMAYA BUILDCON PVT. LTD. & OTHERS.

A.D.F.O. (HQ) DFS PKL Member B.P.C.

Project Name : REVISED BUILDING PLAN FOR TOWER – C OF ADDITIONAL LICENSE AREA MEASURING 0.15625 ACRE(LICENSE NO -83 OF 2014 DATED 09/8/2014) IN ALREADY LICENSED AREA OF COMMERCIAL COLONY MEASURING 8.237 ACRES(LICENSE NO. 102 OF 2008 DATED 15.05.2008) TOTAL AREA MEASURING 8.39325 ACRES IN SECTOR -109,GURGAON MANESAR URBAN COMPLEX BEING DEVELOPED BY SHIV SHAKTI ESTATES PVT. LTD. IN COLLABORATION WITH SHRIMAYA BUILDCON PVT. LTD.

Drg. title: GROUND FLOOR PLAN

North:-	Dealt by :	Revision Number :	Code :
		R0	
	Checked by :	Issued For : SANCTION	Scale : 1:200
	Verified by :	Drawing Number : AR-02	Date : 22-08-2017