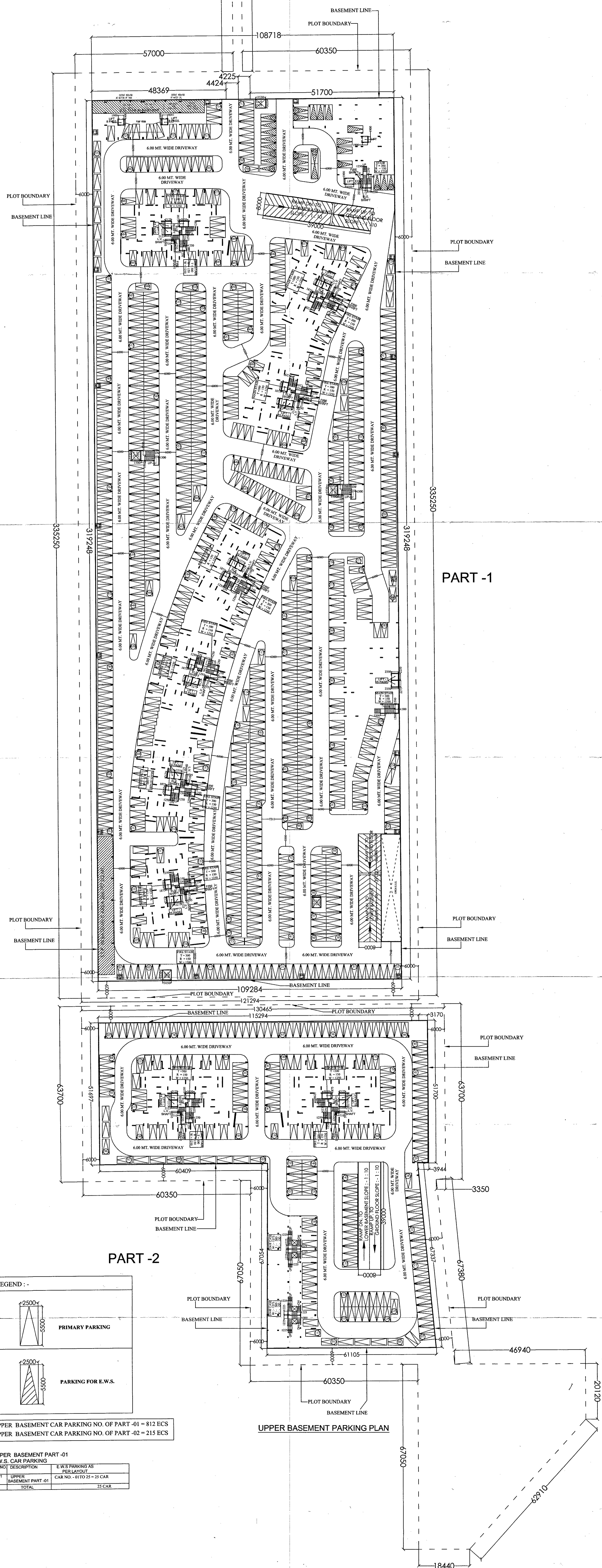




D.T.P. (H) Member Secretary B.P.A.C.  
 S.T.P. (G) Member B.P.A.C.  
 C.T.P. (H) Chairman B.P.A.C.

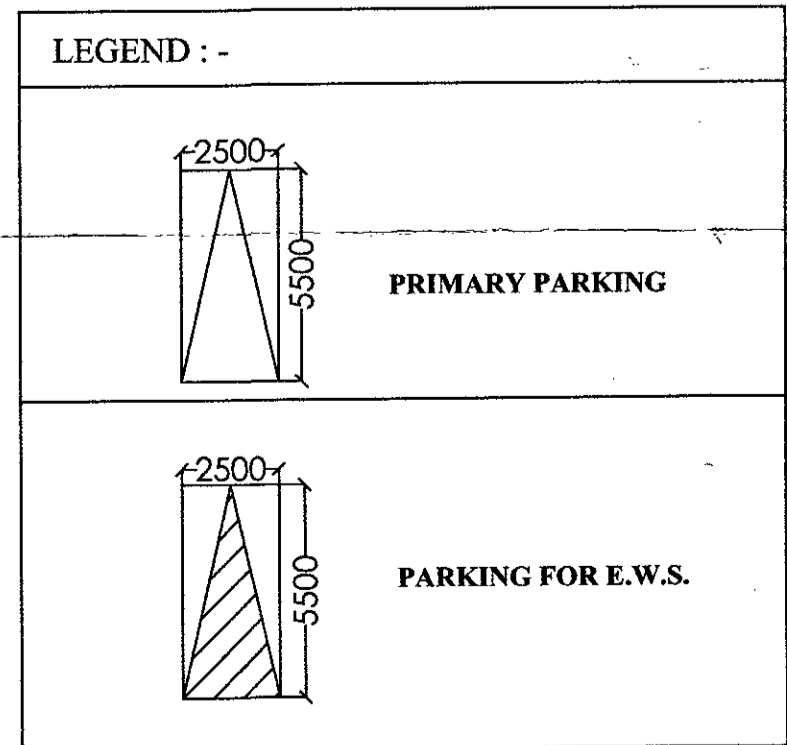
AD JD BD PA ATP

Checked and found ok for Public Use  
 (Internal) Signature  
 Forwarding 485 5-8-14  
 8/1914



PART -1

PART -2



UPPER BASEMENT CAR PARKING NO. OF PART -01 = 812 ECS  
 UPPER BASEMENT CAR PARKING NO. OF PART -02 = 215 ECS

UPPER BASEMENT PART-01  
E.W.S. CAR PARKING

S.NO.	DESCRIPTION	E.W.S. PARKING AS PER LAYOUT
01	UPPER BASEMENT PART-01	CAR NO. - 01 TO 25 = 25 CAR
TOTAL		25 CAR

UPPER BASEMENT PARKING PLAN

PROJECT NAME & ADDRESS :-  
 PROPOSED BUILDING PLAN OF GROUP HOUSING  
 SCHEME MEASURING 14.025 ACRES  
 (LICENCE No. 46 OF 2013 DATED 08-06-2013)  
 IN SECTOR -88-A, GURGAON MANESAR  
 URBAN COMPLEX BEING DEVELOPED BY GABINO  
 DEVELOPERS PVT. LTD.  
 AND OTHER IN COLLABORATION WITH VATIKA LTD.

DRAWING TITLE :-  
 UPPER BASEMENT PARKING PLAN

ARCHITECTS :-  
 Space Designers International  
 Architects Pvt. Ltd.  
 architects & planners  
 5 / 1308, VASUNDHARA, GHAZIABAD  
 Ph: 0120-425234, M: 981070599, 981056293  
 e-mail: spacedi@gmail.com, www.spacedi.com

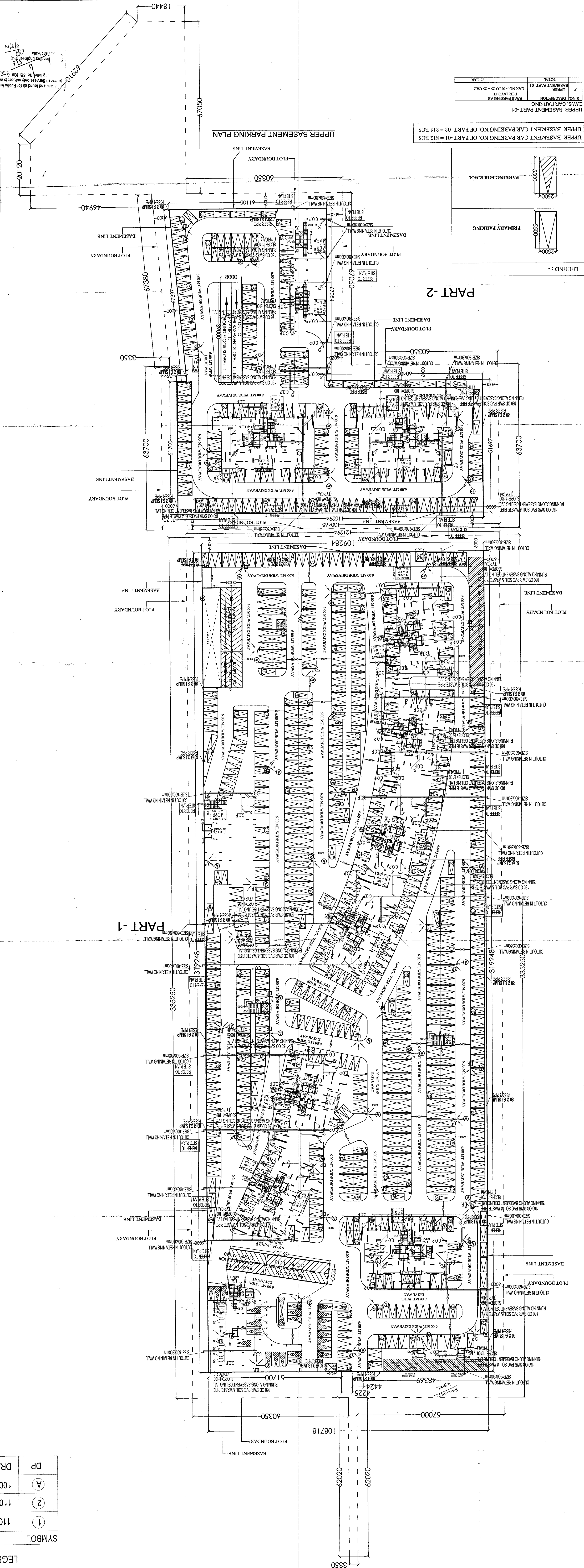
DRAWN BY :- SANJAY  
 CHECKED BY :- VISHAL  
 SCALE: 1:300  
 DATED :-

For Vatika Limited  
 Authorised Signature

ARCHITECT'S SIGN.  
 DRG.NO. - 02

ARCHITECTS SIGN. **Space Designers**  
 ARCHITECTS: Space Designers International  
 ARCHITECTS & PLANNERS: Space Designers International  
 CHECKED BY: [Signature] DATED: [Date]  
 AUTHORIZED SIGNATURE: For Vatra Limited  
 PROJECT NAME & ADDRESS: [Address]  
 DRAWING TITLE: UPPER BASEMENT PARKING PLAN  
 DEVELOPER: GABINO AND OTHERS IN COLLABORATION WITH VATKA LTD.  
 IN SECTOR 48-A, GURGAON MANSAK  
 (PLOT NO. 88 OF 2013 EXTENDED 88-46-2013)  
 SCHEME MEASURING 14.025 ACRES  
 PROPOSED BUILDING PLAN OF GROUP HOUSING

**LEGEND -**  
 PRIMARY PARKING  
 PARKING FOR E.M.S.  
 UPPER BASEMENT CAR PARKING NO. OF PART - 01 = 812 ECS  
 UPPER BASEMENT CAR PARKING NO. OF PART - 02 = 215 ECS  
 E.M.S. CAR PARKING  
 E.M.S. DESCRIPTION: [Details]  
 CAR NO. 017025 - 25 CAR  
 TOTAL: [Total]

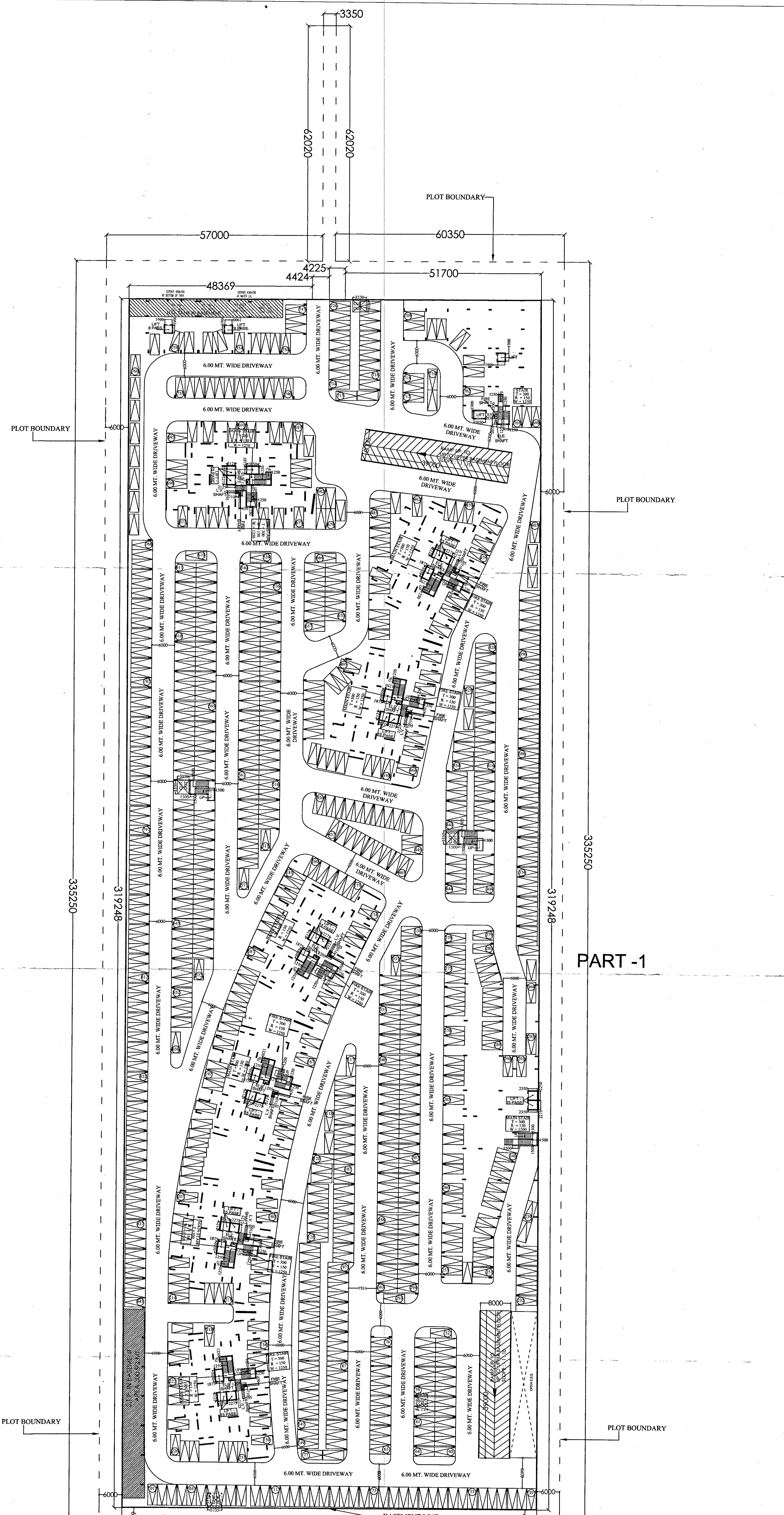


**LEGEND FOR PLUMBING**

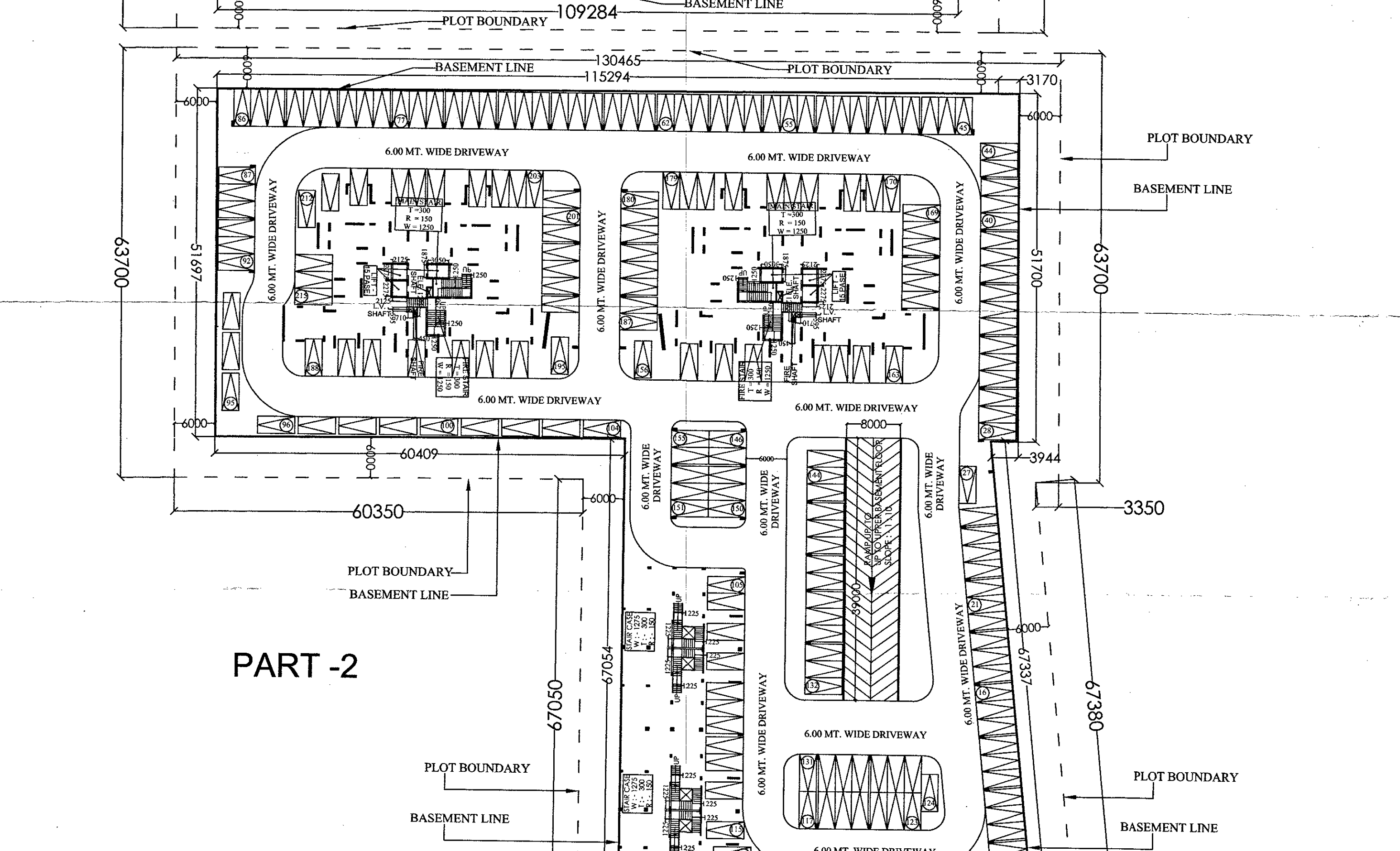
SYMBOL	DESCRIPTION
①	110 OD pPVC SOIL & VENT PIPE
②	110 OD pPVC WASTE & VENT PIPE
Ⓐ	1000 DRAIN PIPE
DP	DRAIN PINT

[Handwritten notes and signatures]  
 D.T. [Signature]  
 M. [Signature]  
 B.P.A.C. [Signature]  
 A.P. [Signature]

S. P. Singh  
 D.T.P. (HQ) Member Secretary B.P.A.C.  
 S.T.P. (G) Member B.P.A.C.  
 C.T.P. (Hr.) Chairman B.P.A.C.  
 J.D. G.D. P.A. A.P.

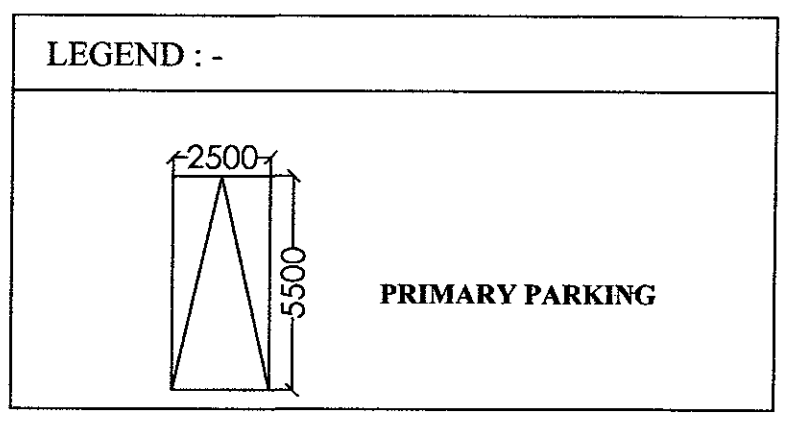


**PART - 1**



**PART - 2**

**LOWER BASEMENT PARKING PLAN**



LOWER BASEMENT CAR PARKING NO. OF PART-01 = 845 ECS  
 LOWER BASEMENT CAR PARKING NO. OF PART - 02 = 215 ECS

**PROJECT NAME & ADDRESS :-**  
 PROPOSED BUILDING PLAN OF GROUP HOUSING SCHEME MEASURING 14.025 ACRES (LICENCE No. 46 OF 2013 DATED 08-06-2013) IN SECTOR - 88-A, GURGAON MANESAR URBAN COMPLEX BEING DEVELOPED BY GABINO DEVELOPERS PVT. LTD. AND OTHER IN COLLABORATION WITH VATIKA LTD.

**DRAWING TITLE :-**  
 LOWER BASEMENT PARKING PLAN

**ARCHITECTS :-**  
 Space Designers International Architects Pvt. Ltd.  
 5 / 1306, VASUNDHARA, GHAZIABAD  
 PH : 0120-412524, MOB: 981070399, 981336231  
 e-mail : spacedsi@gmail.com, www.spacedsi.com

**Space Designers**  
 Architects & Planners

DRAWN BY :- SANJAY  
 CHECKED BY :- VISHAL  
 SCALE :- 1 : 500  
 DATED :-

For Vatika Limited  
 Authorized Signatory

ARCHITECT'S SIGN.  
 DRG. NO. - 03

**PROJECT NAME & ADDRESS -**  
 PROPOSED BUILDING PLAN OF GROUP HOUSING  
 IN SECTION 48-A, GURGAON, HARYANA  
 (LICENSE NO. 46 OF 2013 DATED 08-08-2013)  
 URBAN COMP. PLAN BEING DEVELOPED BY GAMBHO  
 DEVELOPERS PVT. LTD.  
 AND OTHER IN COLLABORATION WITH VATIKA LTD.

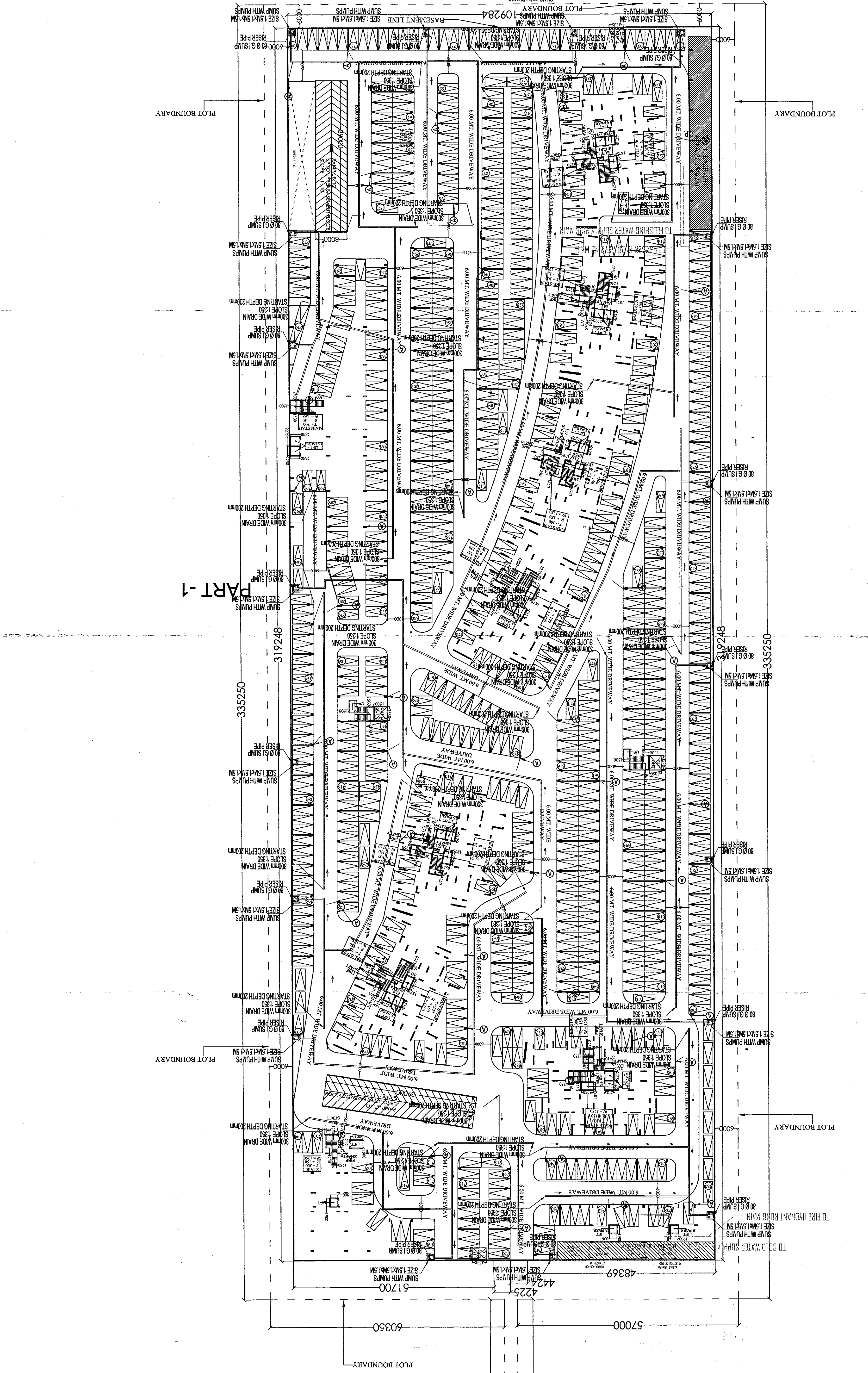
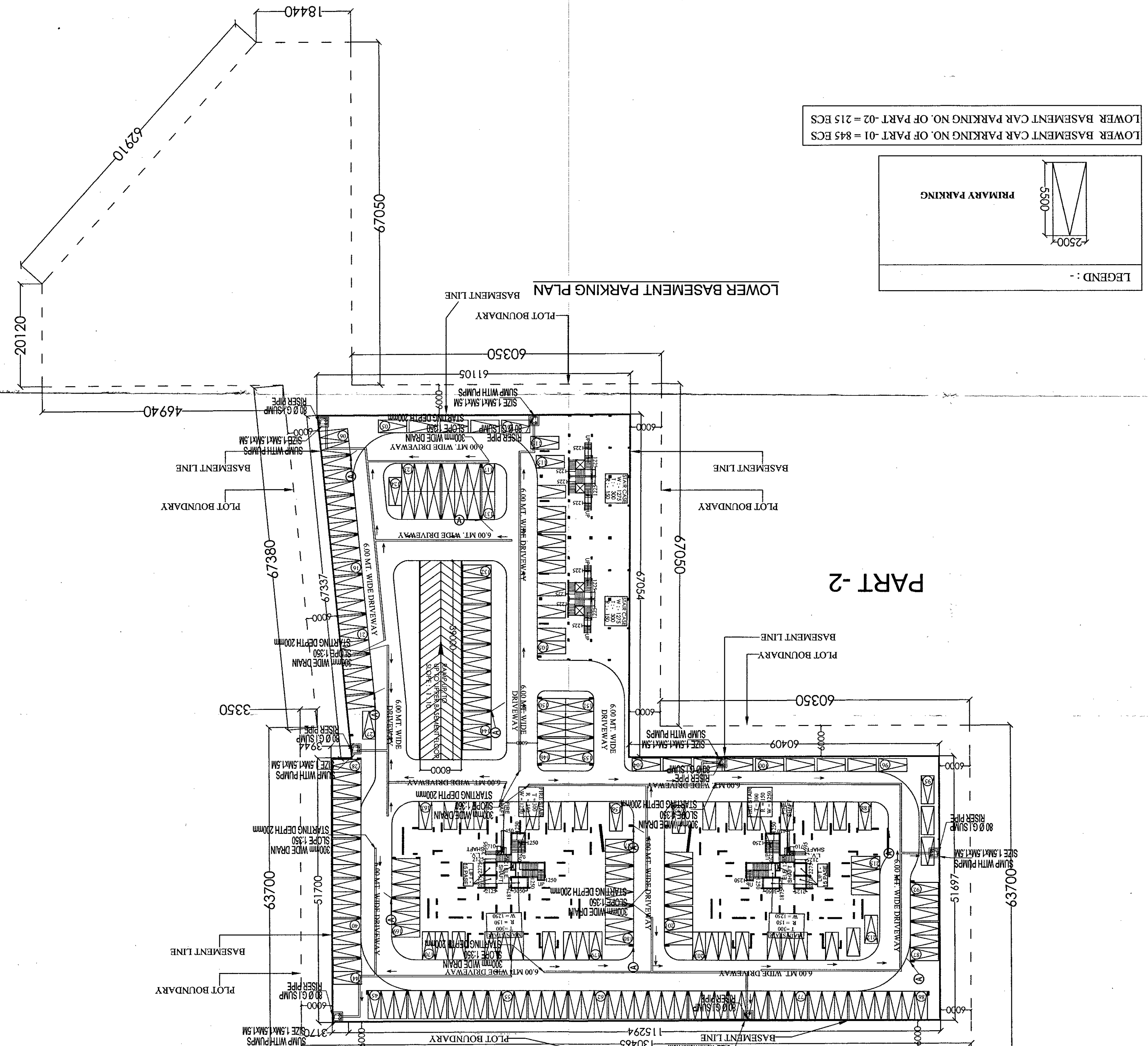
**DRAWING TITLE -**  
 LOWER BASEMENT PARKING PLAN  
 WITH SERVICES

**AGENTS:**  
 Space Designers International  
 Architects Pvt. Ltd.  
 5 / 1006, VASANTHAKA, GHAZIABAD  
 Architects & Planners  
 Email: info@spacedesigners.com, www.spacedesigners.com

**SCALE:** 1:500  
**DATE:** VISUAL  
**BRN BY - CHECKED BY:** VISUAL  
**APPROVED SIGNATURE:** For Vatika Limited

**ARCHITECT'S SIGN:**  
 DRG. NO. - 03A

**LEGEND:**  
 PRIMARY PARKING  
 LOWER BASEMENT CAR PARKING NO. OF PART - 01 = 845 ECS  
 LOWER BASEMENT CAR PARKING NO. OF PART - 02 = 215 ECS



**LEGEND FOR PLUMBING**

SYMBOL	DESCRIPTION
①	110 OD uPVC SOIL & VENT PIPE
②	110 OD uPVC WASTE & VENT PIPE
③	1000 DRAIN PIPE
DP	DRAIN PINT

Checked and found OK for Public Health  
 (Overseeing Health Officer) Dr. S. K. Bhatia  
 (Municipal Corporation, Gurgaon)

SIDDHANT PRAKASH  
 SIDDHANT PRAKASH  
 SIDDHANT PRAKASH

P.T. (Chd)  
 B.P.A.C.  
 B.P.A.C.  
 B.P.A.C.

PROJECT NAME & ADDRESS :-  
 PROPOSED BUILDING PLAN OF GROUP HOUSING  
 SCHEME MEASURING 14.025 ACRES  
 IN SECTOR - 88-A, GURGAON MANISAR,  
 URBAN COMPLEX BEING DEVELOPED BY GABINO  
 DEVELOPERS PVT. LTD.  
 AND OTHER IN COLLABORATION WITH VATIKA LTD.

ARCHITECTS:  
 Space Designers International  
 Architects Pvt. Ltd.  
 5 / 1308, VASUNDHARA, GHAZIABAD  
 Architects & Planners  
 Space Designers International  
 www.spacedesigners.com  
 P: 012-6251170, 9810039999, 9810032023  
 E: info@spacedesigners.com

DATE :-  
 SCALE :-  
 DRAWN BY :-  
 CHECKED BY :-  
 VISUAL  
 FOR VATIKA LIMITED  
 AUTHORIZED SIGNATURE  
 ARCHITECT'S SIGN  
 DRG. NO. - 04

TOTAL UPPER BASEMENT CAR PARKING AREA DETAIL  
 = TOTAL BASEMENT AREA - TOTAL BASEMENT DEDUCTION AREA  
 = 44782.588 - 749.764 = 44,032.824 SQ.MT.

TOTAL LOWER BASEMENT CAR PARKING AREA DETAIL  
 = TOTAL BASEMENT AREA - TOTAL BASEMENT DEDUCTION AREA  
 = 44782.588 - 749.764 = 44,032.824 SQ.MT.

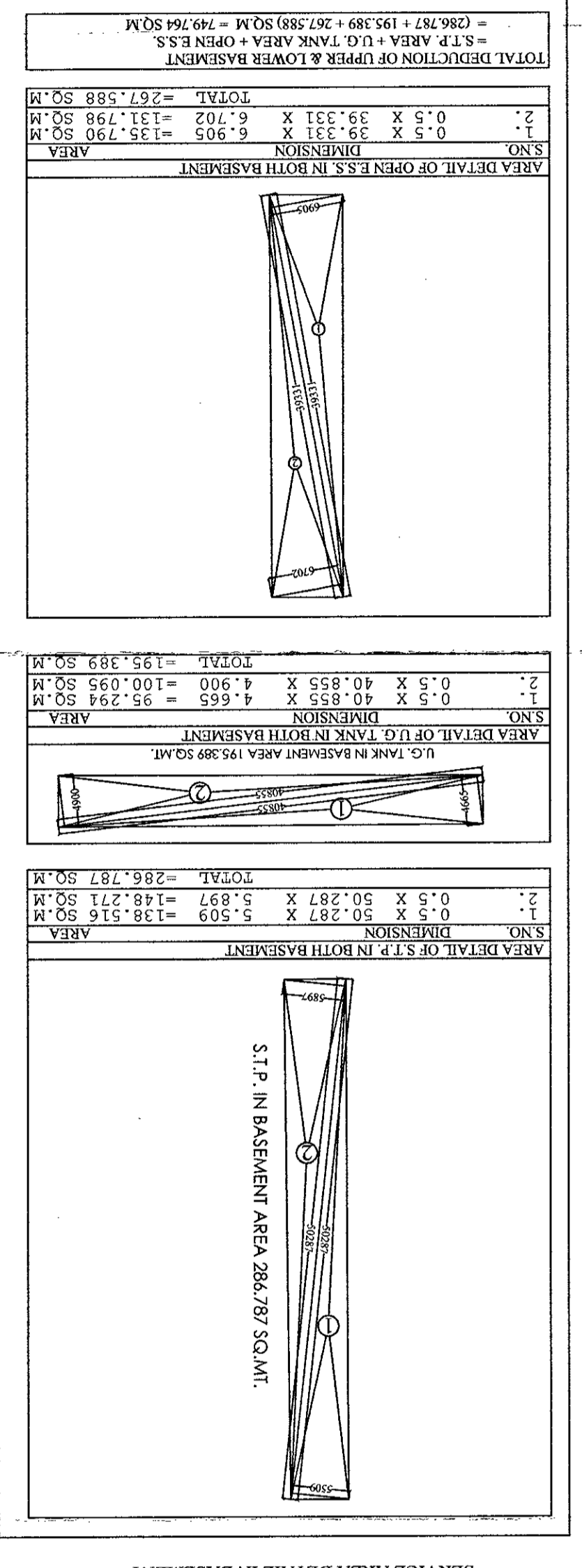
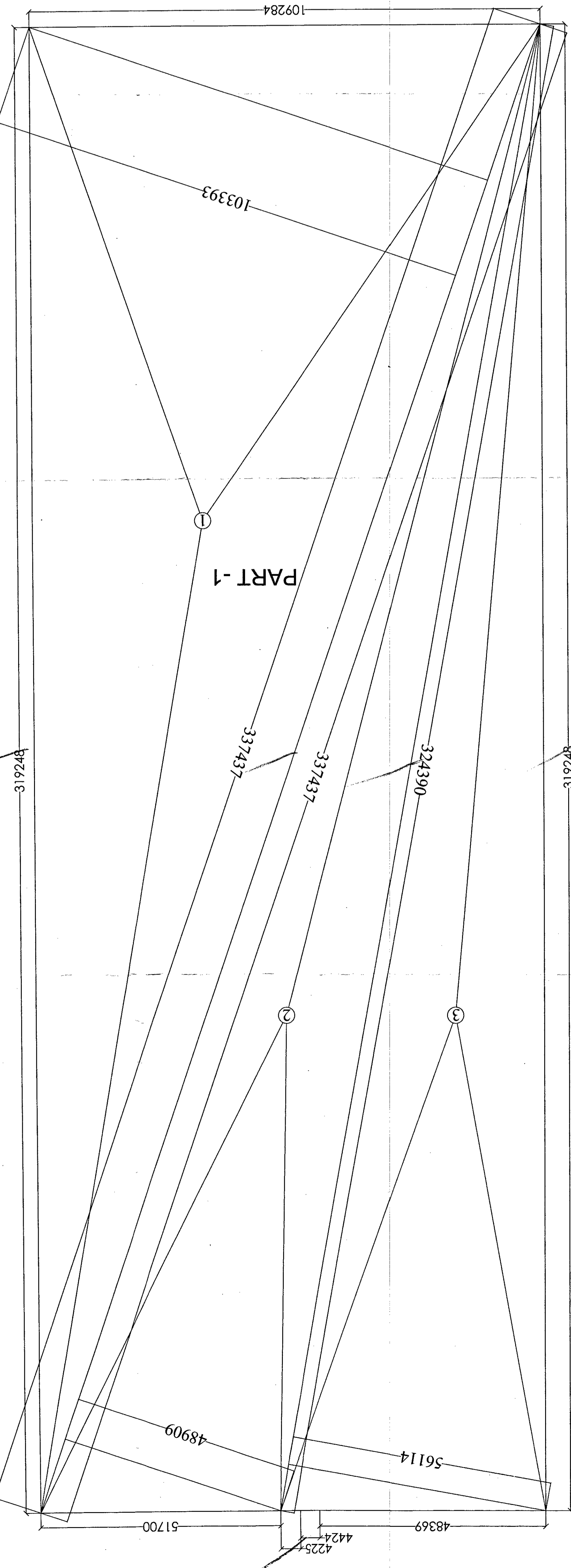
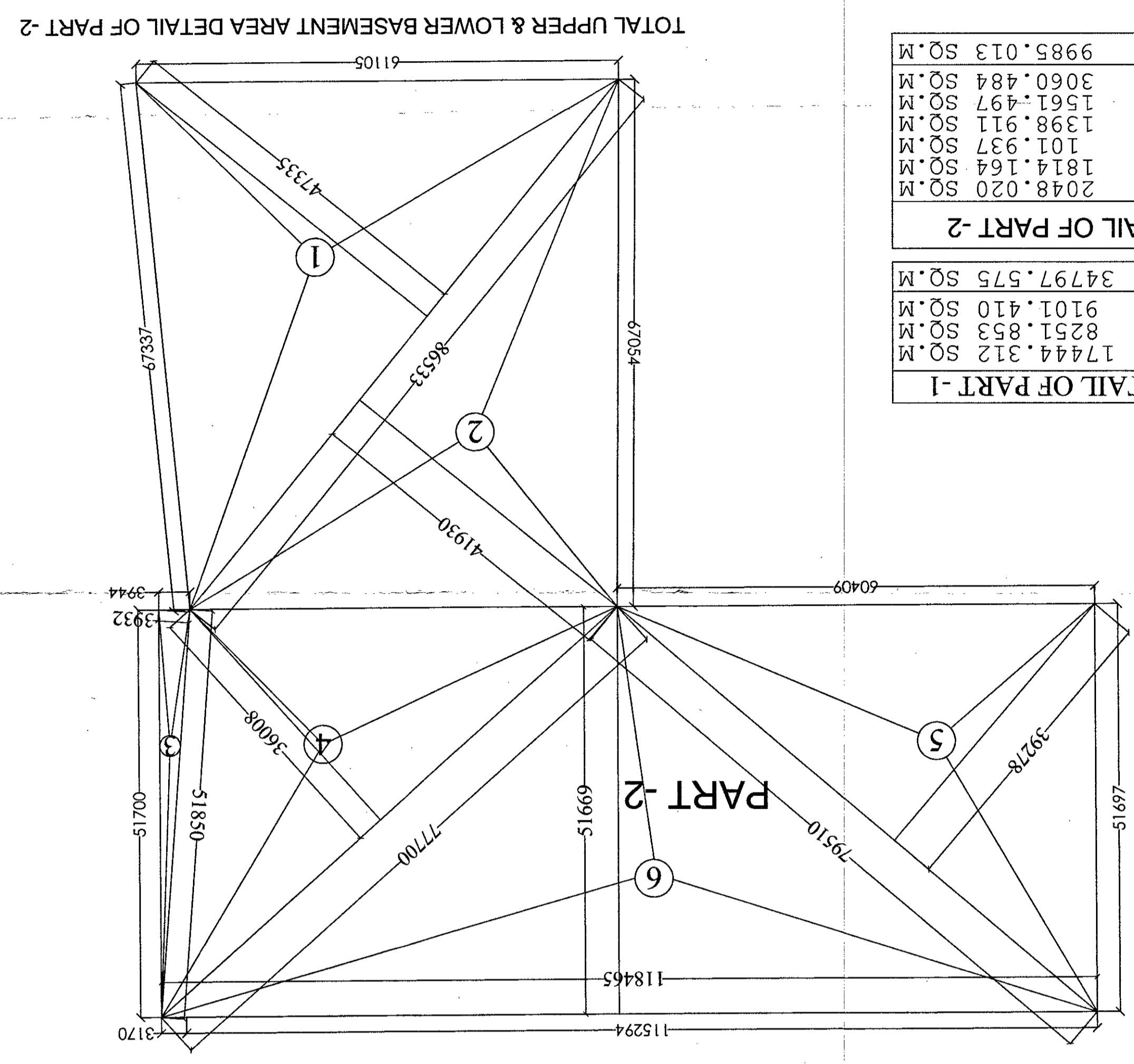
TOTAL UPPER BASEMENT AREA = BASEMENT PART - 01 + BASEMENT PART - 02  
 = 34797.575 + 9985.013 = 44782.588 SQ.MT.

TOTAL LOWER BASEMENT AREA = BASEMENT PART - 01 + BASEMENT PART - 02  
 = 34797.575 + 9985.013 = 44782.588 SQ.MT.

UPPER & LOWER BASEMENT AREA DETAIL OF PART - 1	
1.	0.5 X 337.437 X 103.363 = 17444.312 SQ.M
2.	0.5 X 337.437 X 48.409 = 8251.853 SQ.M
3.	0.5 X 324.390 X 56.114 = 9101.410 SQ.M
TOTAL	= 34797.575 SQ.M

UPPER & LOWER BASEMENT AREA DETAIL OF PART - 2	
1.	0.5 X 86.533 X 47.335 = 2048.020 SQ.M
2.	0.5 X 51.850 X 3.932 = 101.937 SQ.M
3.	0.5 X 77.700 X 36.008 = 1398.911 SQ.M
4.	0.5 X 79.510 X -39.278 = -1561.497 SQ.M
5.	0.5 X 118.465 X 51.669 = 3060.484 SQ.M
TOTAL	= 9985.013 SQ.M



DRG. NO. - 04

DATE :-

SCALE :-

DRAWN BY :-

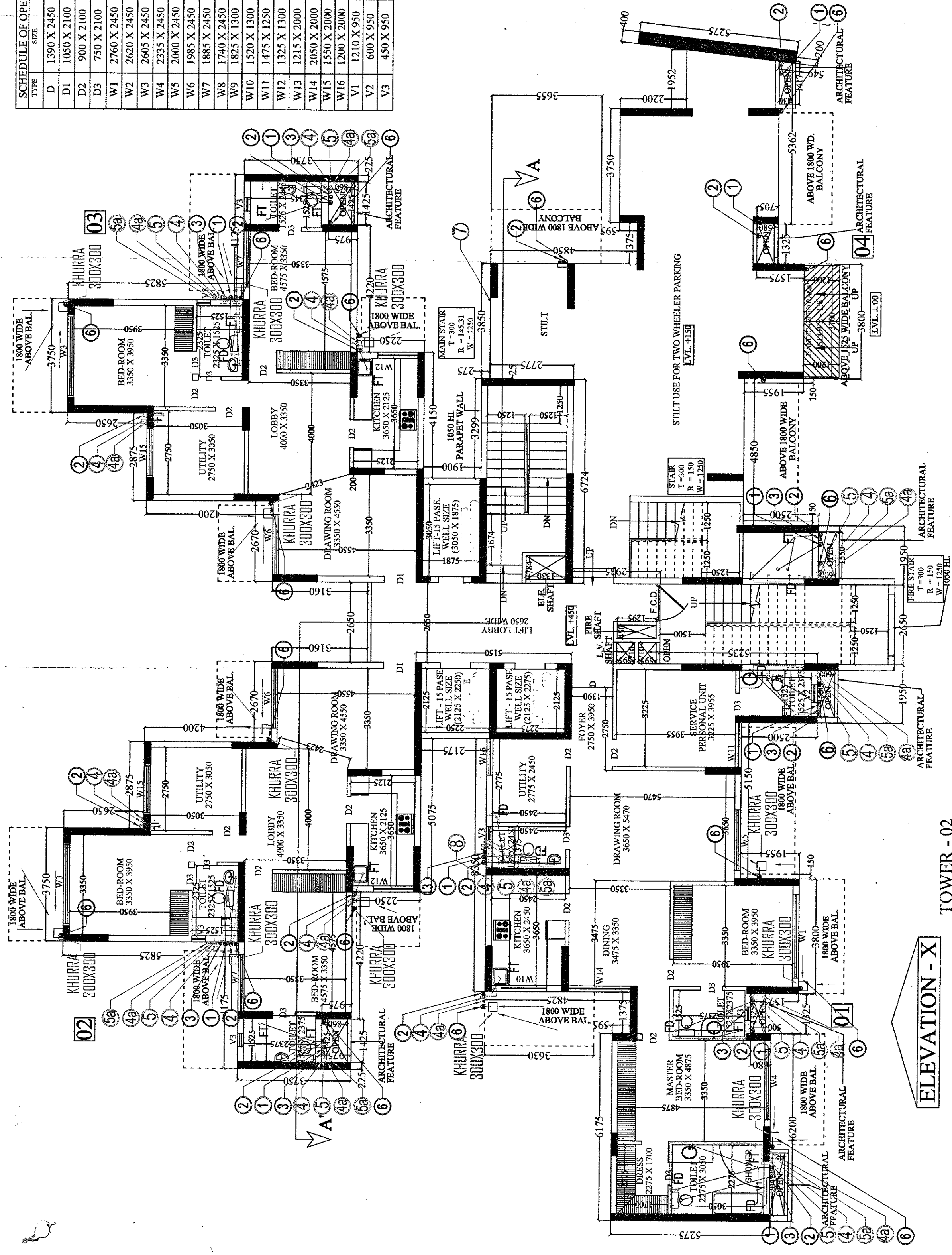
CHECKED BY :-

FOR VATIKA LIMITED

ARCHITECT'S SIGNATURE

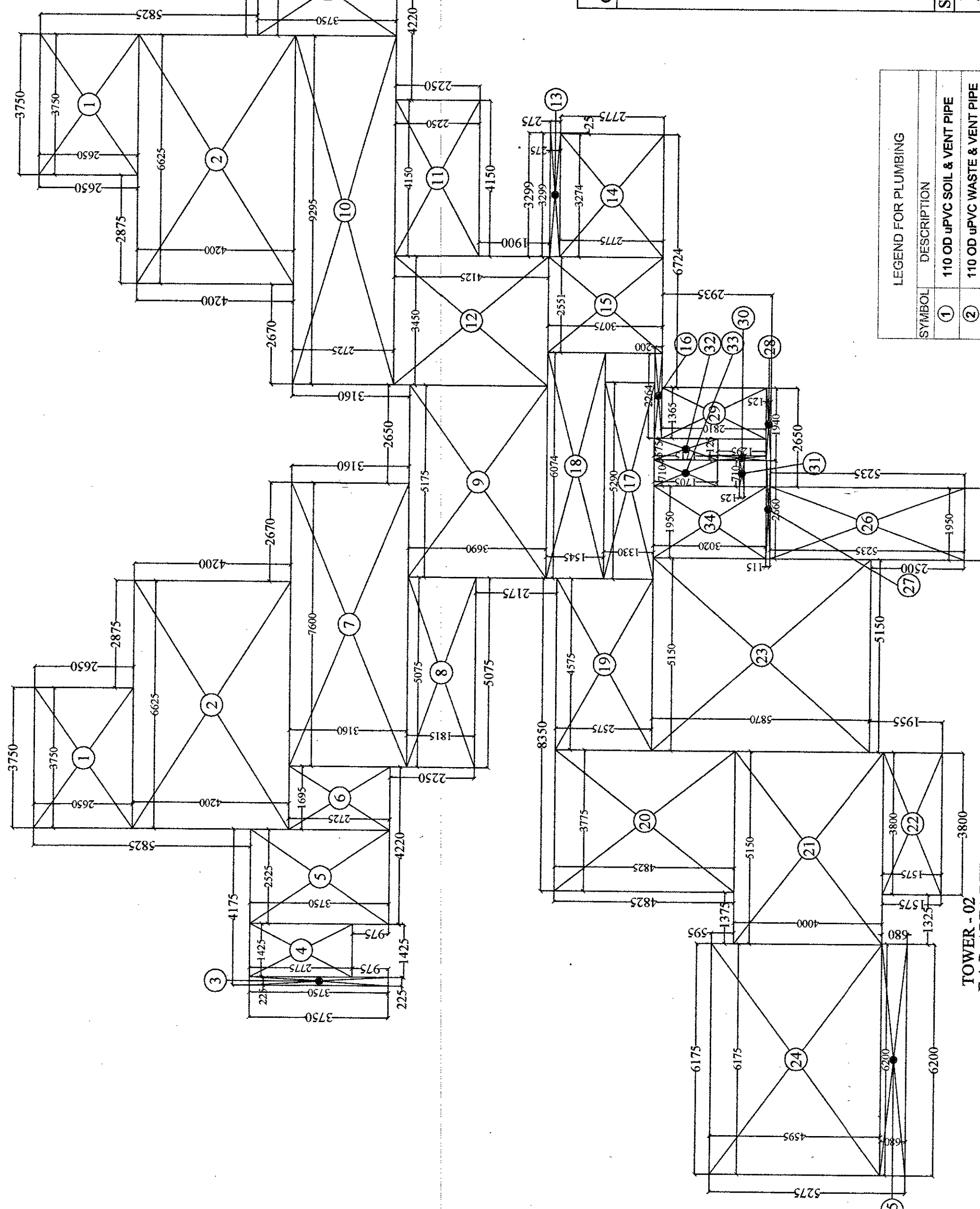
ARCHITECTS:  
 Space Designers International  
 Architects Pvt. Ltd.  
 5 / 1308, VASUNDHARA, GHAZIABAD  
 Architects & Planners  
 Space Designers International  
 www.spacedesigners.com  
 P: 012-6251170, 9810039999, 9810032023  
 E: info@spacedesigners.com

TYPE	SIZE	CELL	LEVEL
D	1300 X 2450	----	2450
D1	1050 X 2100	----	2100
D2	900 X 2100	----	2100
D3	750 X 2100	----	2100
W1	2760 X 2450	450	2450
W2	2620 X 2450	450	2450
W3	2605 X 2450	450	2450
W4	2335 X 2450	450	2450
W5	2000 X 2450	450	2450
W6	1985 X 2450	450	2450
W7	1885 X 2450	450	2450
W8	1740 X 2450	450	2450
W9	1825 X 1300	450	2450
W10	1200 X 1300	450	2450
W11	1475 X 1300	450	2450
W12	1325 X 1300	450	2450
W13	1215 X 2000	450	2450
W14	2050 X 2000	450	2450
W15	1550 X 2000	450	2450
W16	1200 X 2000	450	2450
V1	1210 X 950	1500	2450
V2	600 X 950	1500	2450
V3	450 X 950	1500	2450



**ELEVATION - X**  
**TOWER - 02**  
**TOWER - 05 IS MIRROR TOWER - 02**  
**GROUND + STILL FLOOR PLAN**

S.NO.	DIMENSION	AREA
1.	2.650 X 2.650	7.0225 SQ.M
2.	0.225 X 2.650	0.59625 SQ.M
3.	0.225 X 2.650	0.59625 SQ.M
4.	1.425 X 2.650	3.775 SQ.M
5.	2.525 X 2.650	6.69125 SQ.M
6.	1.075 X 2.650	2.850625 SQ.M
7.	1.075 X 2.650	2.850625 SQ.M
8.	5.175 X 2.650	13.715625 SQ.M
9.	5.175 X 2.650	13.715625 SQ.M
10.	4.150 X 2.650	11.0075 SQ.M
11.	3.250 X 2.650	8.6125 SQ.M
12.	3.250 X 2.650	8.6125 SQ.M
13.	3.250 X 2.650	8.6125 SQ.M
14.	3.250 X 2.650	8.6125 SQ.M
15.	2.551 X 2.650	6.759125 SQ.M
16.	2.564 X 2.650	6.7946 SQ.M
17.	2.670 X 2.650	7.0755 SQ.M
18.	4.575 X 2.650	12.12375 SQ.M
19.	3.775 X 2.650	9.99375 SQ.M
20.	5.150 X 2.650	13.6475 SQ.M
21.	3.500 X 2.650	9.275 SQ.M
22.	6.175 X 2.650	16.365625 SQ.M
23.	6.175 X 2.650	16.365625 SQ.M
24.	6.200 X 2.650	16.430000 SQ.M
25.	6.200 X 2.650	16.430000 SQ.M
26.	1.950 X 2.650	5.1675 SQ.M
27.	2.660 X 2.650	7.048000 SQ.M
28.	1.950 X 2.650	5.1675 SQ.M
29.	1.950 X 2.650	5.1675 SQ.M
30.	1.950 X 2.650	5.1675 SQ.M
31.	0.575 X 2.650	1.51375 SQ.M
32.	0.575 X 2.650	1.51375 SQ.M
33.	1.950 X 2.650	5.1675 SQ.M
34.	1.950 X 2.650	5.1675 SQ.M
<b>TOTAL</b>		<b>386.739 SQ.M</b>

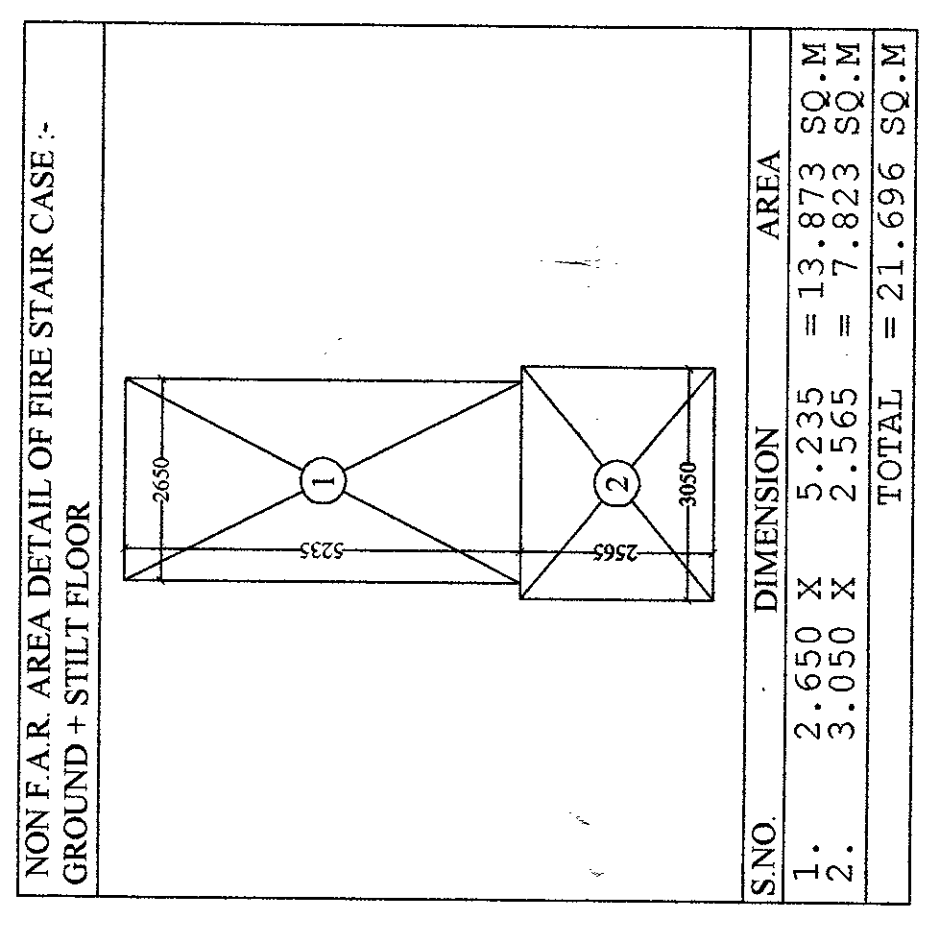
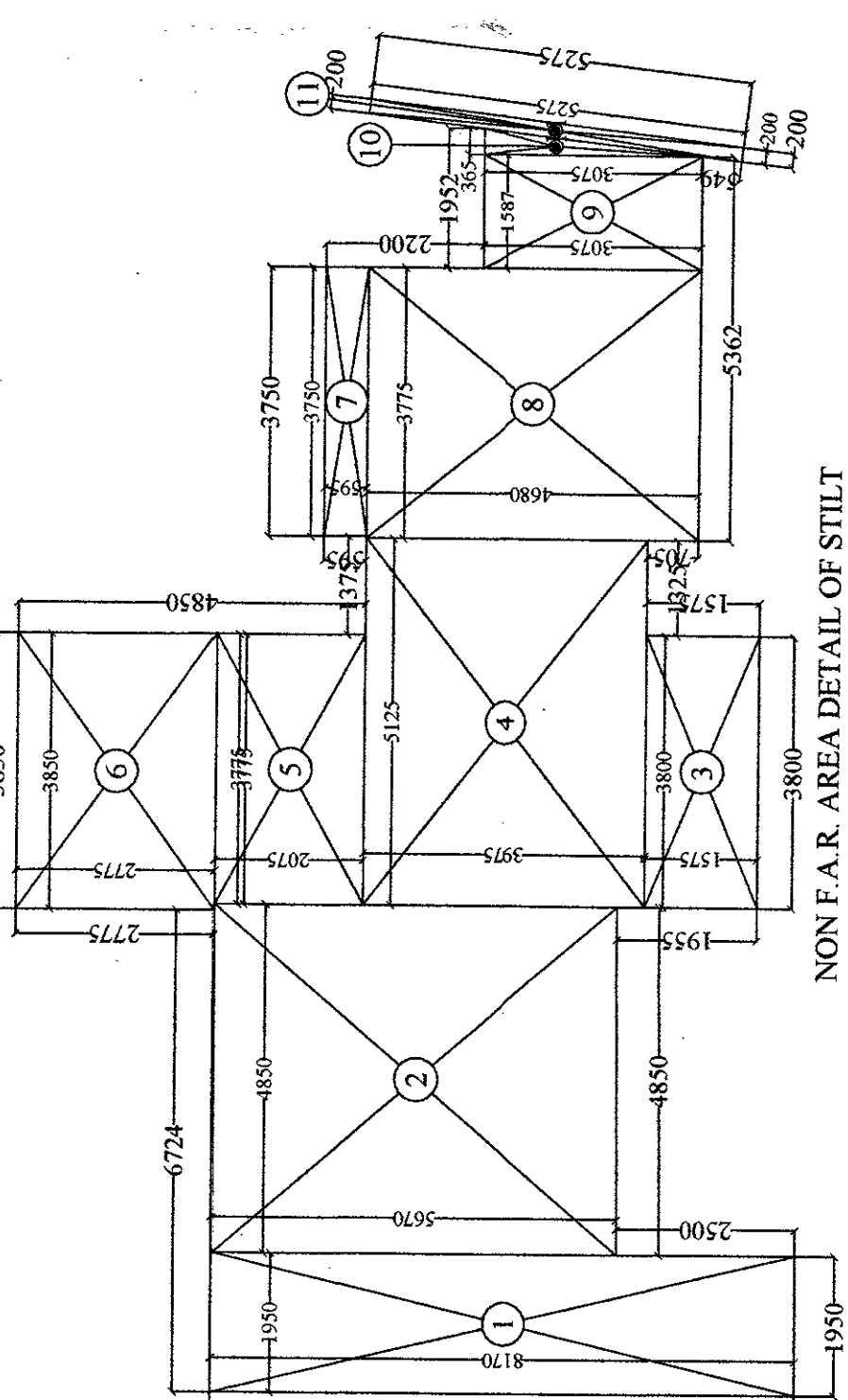


**TOWER - 02**  
**F.A.R. AREA DETAIL OF GROUND + STILL FLOOR**

SYMBOL	DESCRIPTION	AREA
1.	110 OD UPVC SOIL & VENT PIPE	5.235 SQ.M
2.	110 OD UPVC WASTE & VENT PIPE	13.873 SQ.M
3.	75 OD PVC ANTISIPHONAGE PIPE	2.565 SQ.M
4.	CWS DN TAKE PIPE 1/4" TO 24TH	
5.	FWS DN TAKE PIPE 1/4" TO 12TH	
6.	FWS DN TAKE PIPE 1/4" TO 23TH	
7.	110 OD UPVC RAIN WATER PIPE	
8.	CWS RISER PIPE	
9.	FWS RISER PIPE	
<b>TOTAL</b>		<b>21.696 SQ.M</b>

S.NO.	DIMENSION	AREA
1.	1.950 X 0.5	0.975 SQ.M
2.	4.850 X 0.5	2.425 SQ.M
3.	3.800 X 0.5	1.900 SQ.M
4.	5.125 X 0.5	2.5625 SQ.M
5.	3.625 X 0.5	1.8125 SQ.M
6.	3.750 X 0.5	1.875 SQ.M
7.	3.750 X 0.5	1.875 SQ.M
8.	1.587 X 0.5	0.7935 SQ.M
9.	1.587 X 0.5	0.7935 SQ.M
10.	0.200 X 0.5	0.100 SQ.M
11.	0.200 X 0.5	0.100 SQ.M
<b>TOTAL</b>		<b>114.698 SQ.M</b>

**NON F.A.R. AREA DETAIL OF STILL**



**NON F.A.R. AREA DETAIL OF FIRE STAIR CASE - 2**  
**GROUND + STILL FLOOR**

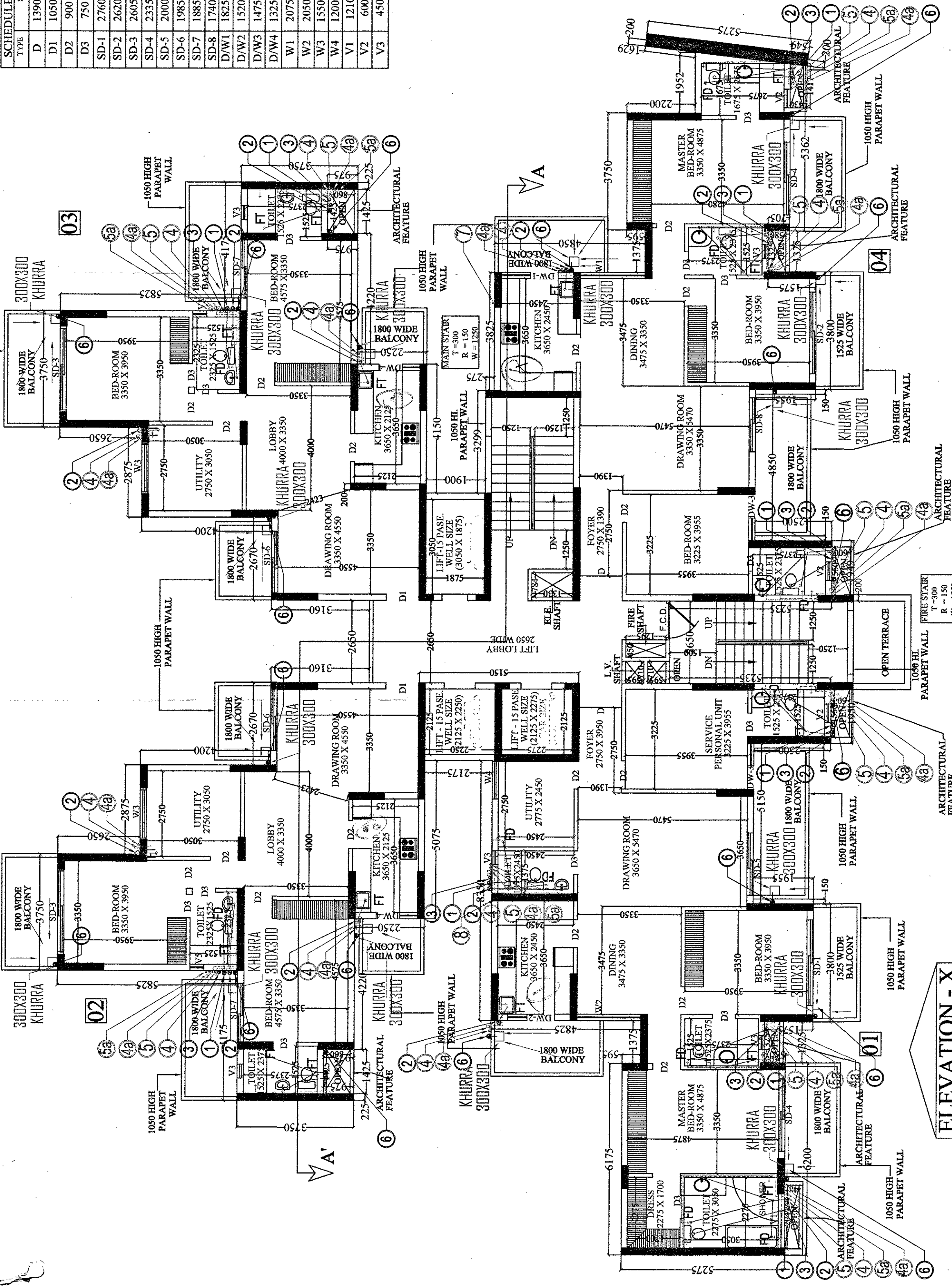
**PROJECT NAME & ADDRESS -**  
 PROPOSED BUILDING PLAN OF GROUP HOUSING SCHEME MEASURING 14.025 ACRE S (IN SECTOR 88, GURGAON MANSAR, URBAN COMPLEX BEING DEVELOPED BY GABINO DEVELOPERS PVT. LTD. AND OTHER IN COLLABORATION WITH VATIKA LTD.)  
**DRAWING TITLE -** TOWER - 02  
**TOWER - 05 IS MIRROR OF TOWER - 02**  
**GROUND + STILL FLOOR PLAN**  
**F.A.R. AREA DETAIL OF GROUND+STILL FLOOR**  
**NON F.A.R. AREA DETAIL OF STILL**

**Space Designers International**  
 Architects Pvt. Ltd.  
 67/106, YASODHARA, GHAZIABAD  
 architects & planners  
 DRAWN BY - CHECKED BY - SCALE - DATE -  
 VISUAL SANARY

**For Vatika Limited**  
 Authorised Signatory

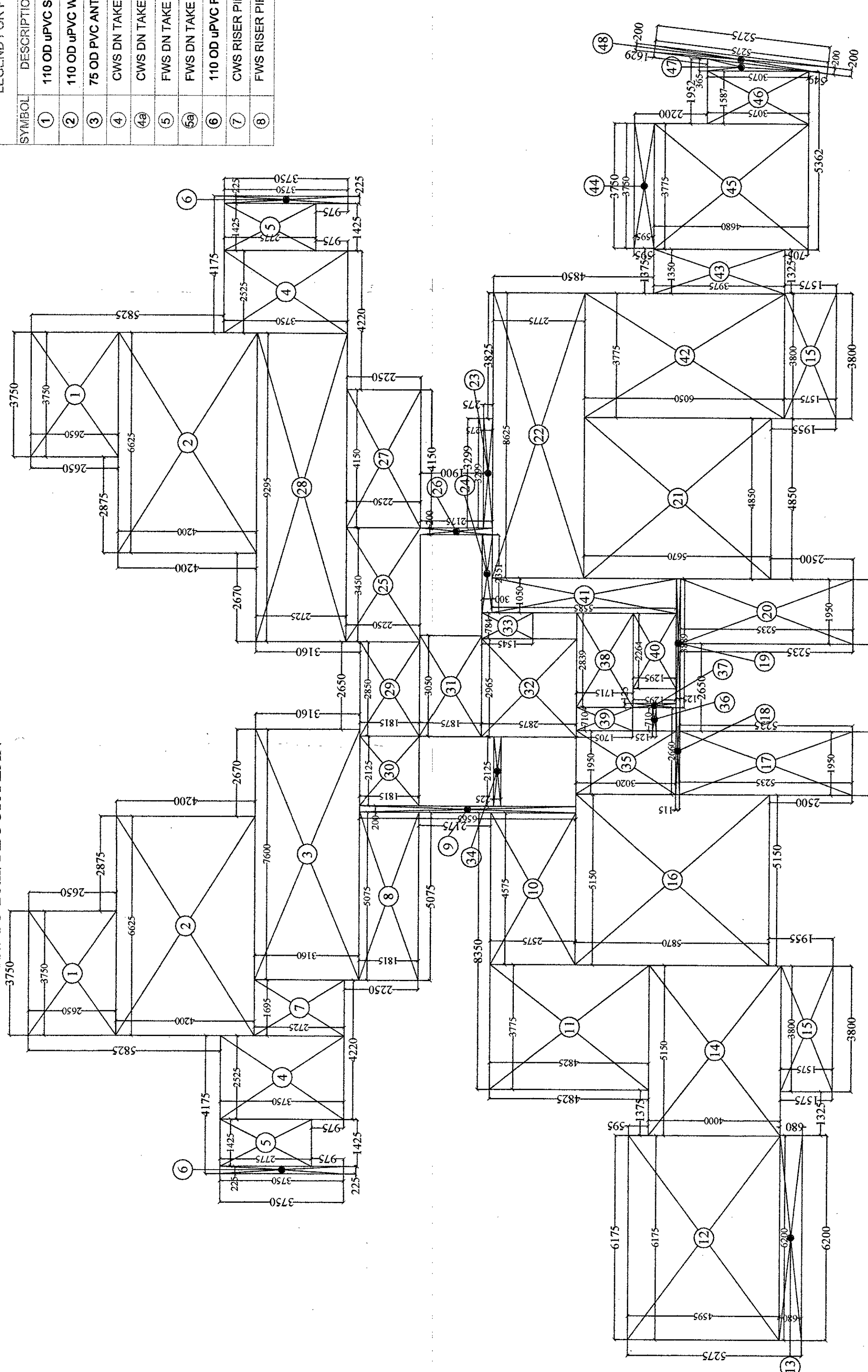
**ARCHITECTS SIGN.**  
 DRG.NO. - 13

TYPE	SIZE	CELL/LVL	LINTEL LVL
D	1390 X 2450	---	2450
D1	1050 X 2100	---	2100
D2	900 X 2100	---	2100
D3	750 X 2100	---	2100
SD-1	2700 X 2450	---	2450
SD-2	2605 X 2450	---	2450
SD-3	2605 X 2450	---	2450
SD-4	2335 X 2450	---	2450
SD-5	2000 X 2450	---	2450
SD-6	1985 X 2450	---	2450
SD-7	1885 X 2450	---	2450
SD-8	1740 X 2450	---	2450
DM1	1825 X 1300	1150	2450
DM2	1520 X 1300	1150	2450
DM3	1475 X 1250	1200	2450
DM4	1325 X 1300	1150	2450
W1	2075 X 2000	450	2450
W2	2050 X 2000	450	2450
W3	1550 X 2000	450	2450
W4	1200 X 2000	450	2450
V1	1210 X 950	1500	2450
V2	600 X 950	1500	2450
V3	450 X 950	1500	2450



**TOWER - 02**  
TOWER - 05 IS MIRROR TOWER - 02  
1st. TO 26th. FLOOR PLAN

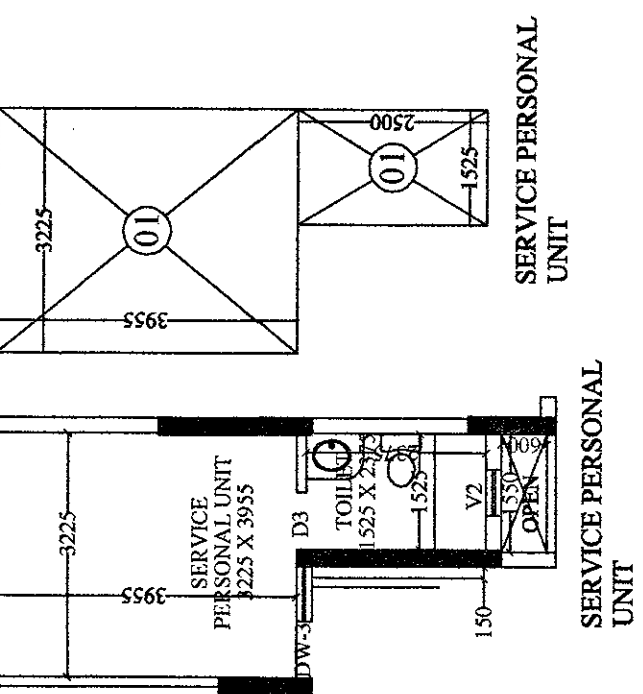
**ELEVATION - X**



**TOWER - 02**  
F.A.R. AREA DETAIL OF 1st. TO 26th. FLOOR

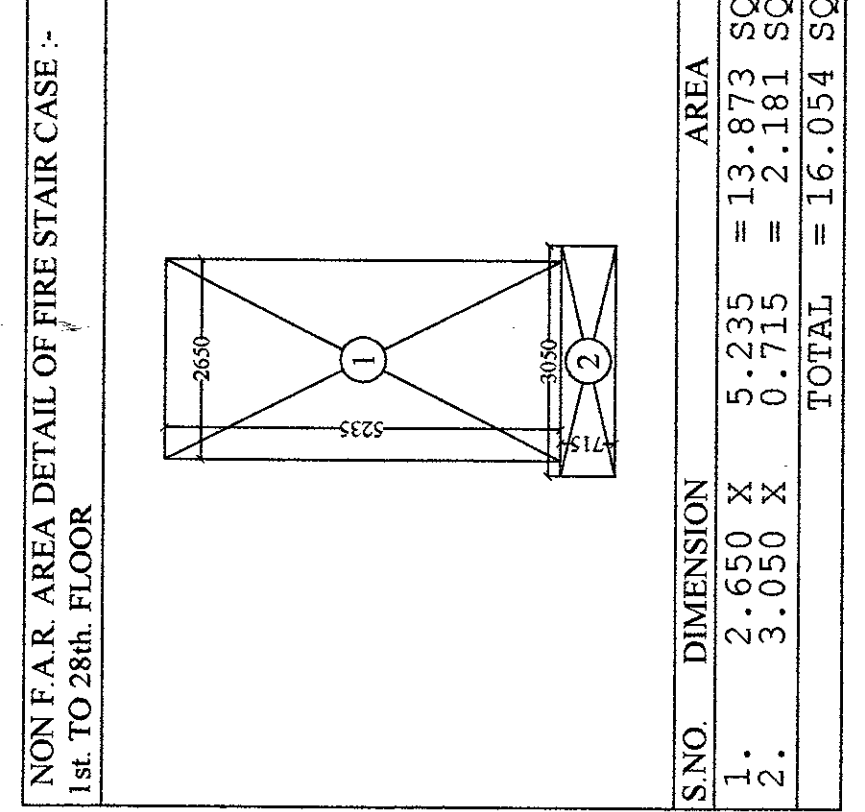
S.NO.	DIMENSION	AREA
1.	3.620 X 2.500	9.050
2.	2.500 X 3.160	7.900
3.	7.600 X 3.750	28.500
4.	2.525 X 2.775	6.994
5.	1.425 X 2.775	3.954
6.	1.695 X 2.775	4.683
7.	5.075 X 2.185	11.085
8.	4.575 X 2.575	11.771
9.	2.775 X 4.865	13.480
10.	2.175 X 4.865	10.580
11.	2.200 X 4.000	8.800
12.	5.150 X 4.000	20.600
13.	3.800 X 3.870	14.724
14.	3.950 X 4.115	16.350
15.	3.800 X 4.115	15.632
16.	3.225 X 3.955	12.754
17.	2.660 X 4.115	10.946
18.	2.689 X 5.235	14.076
19.	1.950 X 5.235	10.208
20.	4.850 X 5.670	27.499
21.	3.954 X 5.670	22.424
22.	3.265 X 5.670	18.511
23.	3.265 X 4.275	13.951
24.	2.351 X 4.300	10.110
25.	3.450 X 4.225	14.574
26.	2.200 X 4.225	9.299
27.	2.650 X 4.875	12.919
28.	3.050 X 4.875	14.869
29.	2.125 X 4.875	10.361
30.	2.065 X 4.875	10.069
31.	1.950 X 4.025	7.849
32.	0.710 X 4.025	2.868
33.	0.125 X 4.025	0.503
34.	2.264 X 1.775	4.018
35.	1.050 X 6.050	6.338
36.	3.775 X 6.050	22.839
37.	3.775 X 3.955	14.931
38.	3.775 X 4.680	17.661
39.	1.587 X 4.680	7.408
40.	0.5 X 3.075	1.538
41.	0.200 X 3.075	0.615
42.	0.200 X 3.075	0.615
43.	0.200 X 3.075	0.615
44.	0.200 X 3.075	0.615
45.	0.200 X 3.075	0.615
46.	0.200 X 3.075	0.615
47.	0.200 X 3.075	0.615
48.	0.200 X 3.075	0.615
49.	0.200 X 3.075	0.615
50.	0.200 X 3.075	0.615
51.	0.200 X 3.075	0.615
52.	0.200 X 3.075	0.615
53.	0.200 X 3.075	0.615
54.	0.200 X 3.075	0.615
55.	0.200 X 3.075	0.615
56.	0.200 X 3.075	0.615
57.	0.200 X 3.075	0.615
58.	0.200 X 3.075	0.615
59.	0.200 X 3.075	0.615
60.	0.200 X 3.075	0.615
61.	0.200 X 3.075	0.615
62.	0.200 X 3.075	0.615
63.	0.200 X 3.075	0.615
64.	0.200 X 3.075	0.615
65.	0.200 X 3.075	0.615
66.	0.200 X 3.075	0.615
67.	0.200 X 3.075	0.615
68.	0.200 X 3.075	0.615
69.	0.200 X 3.075	0.615
70.	0.200 X 3.075	0.615
71.	0.200 X 3.075	0.615
72.	0.200 X 3.075	0.615
73.	0.200 X 3.075	0.615
74.	0.200 X 3.075	0.615
75.	0.200 X 3.075	0.615
76.	0.200 X 3.075	0.615
77.	0.200 X 3.075	0.615
78.	0.200 X 3.075	0.615
79.	0.200 X 3.075	0.615
80.	0.200 X 3.075	0.615
81.	0.200 X 3.075	0.615
82.	0.200 X 3.075	0.615
83.	0.200 X 3.075	0.615
84.	0.200 X 3.075	0.615
85.	0.200 X 3.075	0.615
86.	0.200 X 3.075	0.615
87.	0.200 X 3.075	0.615
88.	0.200 X 3.075	0.615
89.	0.200 X 3.075	0.615
90.	0.200 X 3.075	0.615
91.	0.200 X 3.075	0.615
92.	0.200 X 3.075	0.615
93.	0.200 X 3.075	0.615
94.	0.200 X 3.075	0.615
95.	0.200 X 3.075	0.615
96.	0.200 X 3.075	0.615
97.	0.200 X 3.075	0.615
98.	0.200 X 3.075	0.615
99.	0.200 X 3.075	0.615
100.	0.200 X 3.075	0.615
TOTAL		486.299

S.NO.	DIMENSION	AREA
1.	2.650 X 0.715	1.895
2.	3.050 X 0.715	2.181
TOTAL		4.076



S.NO.	DIMENSION	AREA
1.	3.225 X 3.955	12.754
2.	1.525 X 2.500	3.812
TOTAL		16.566

OR 178.316 SQ.FT.



44  
D.T.P. (HO)  
Member Secretary  
B.P.A.C.  
ATP

Checked and found ok for Public Health  
(Internal) Service only subject to consent.  
forwarding letter No. SEH/01/16.A.C. Dt. 05.08.14  
Superintending Engineer (R&B)  
UDA, Patancheru

**PROJECT NAME & ADDRESS :-**  
PROPOSED BUILDING PLAN OF GROUP HOUSING  
SCHEME MEASURING 14.025 ACRE S  
(LICENSE No. 46 OF 2013 DATED 08.06.2013)  
5/106, VASUNDHARA, GHAZIABAD  
URBAN COMPLEX BEING DEVELOPED BY GABINO  
DEVELOPERS PVT LTD  
AND OTHER IN COLLABORATION WITH VATIKA LTD.

**DRAWING TITLE :- TOWER - 02**  
1st. TO 26th. FLOOR PLAN  
F.A.R. AREA DETAIL OF 1st. TO 26th. FLOOR

**Space Designers Architects & Planners**  
Space Designers International  
Architects Pvt. Ltd.  
5/106, VASUNDHARA, GHAZIABAD  
URBAN COMPLEX BEING DEVELOPED BY GABINO  
DEVELOPERS PVT LTD  
AND OTHER IN COLLABORATION WITH VATIKA LTD.

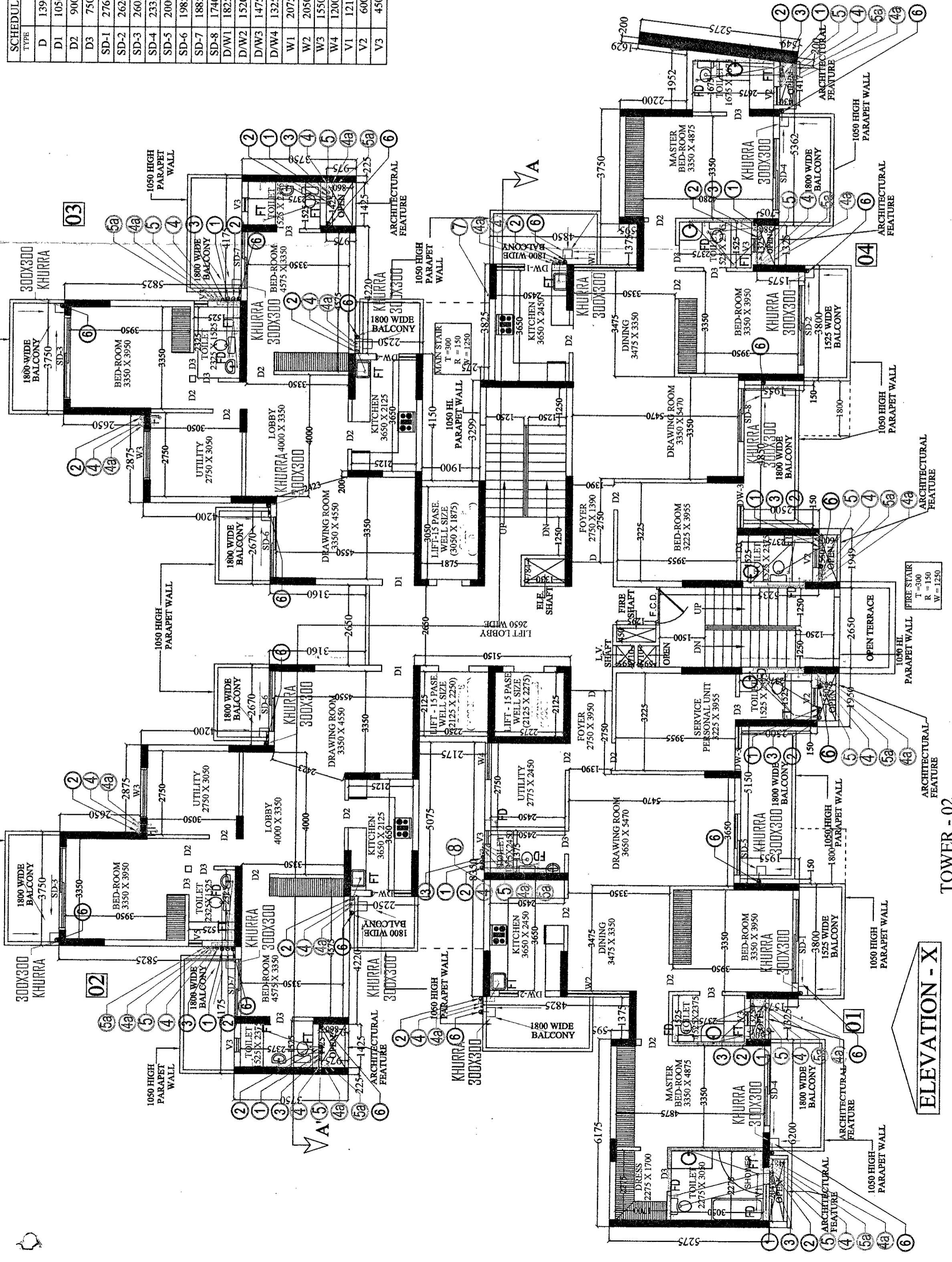
**For Vatika Limited**  
Authorized Signatory

**Architects SIGN.**  
DRG. NO. - 14



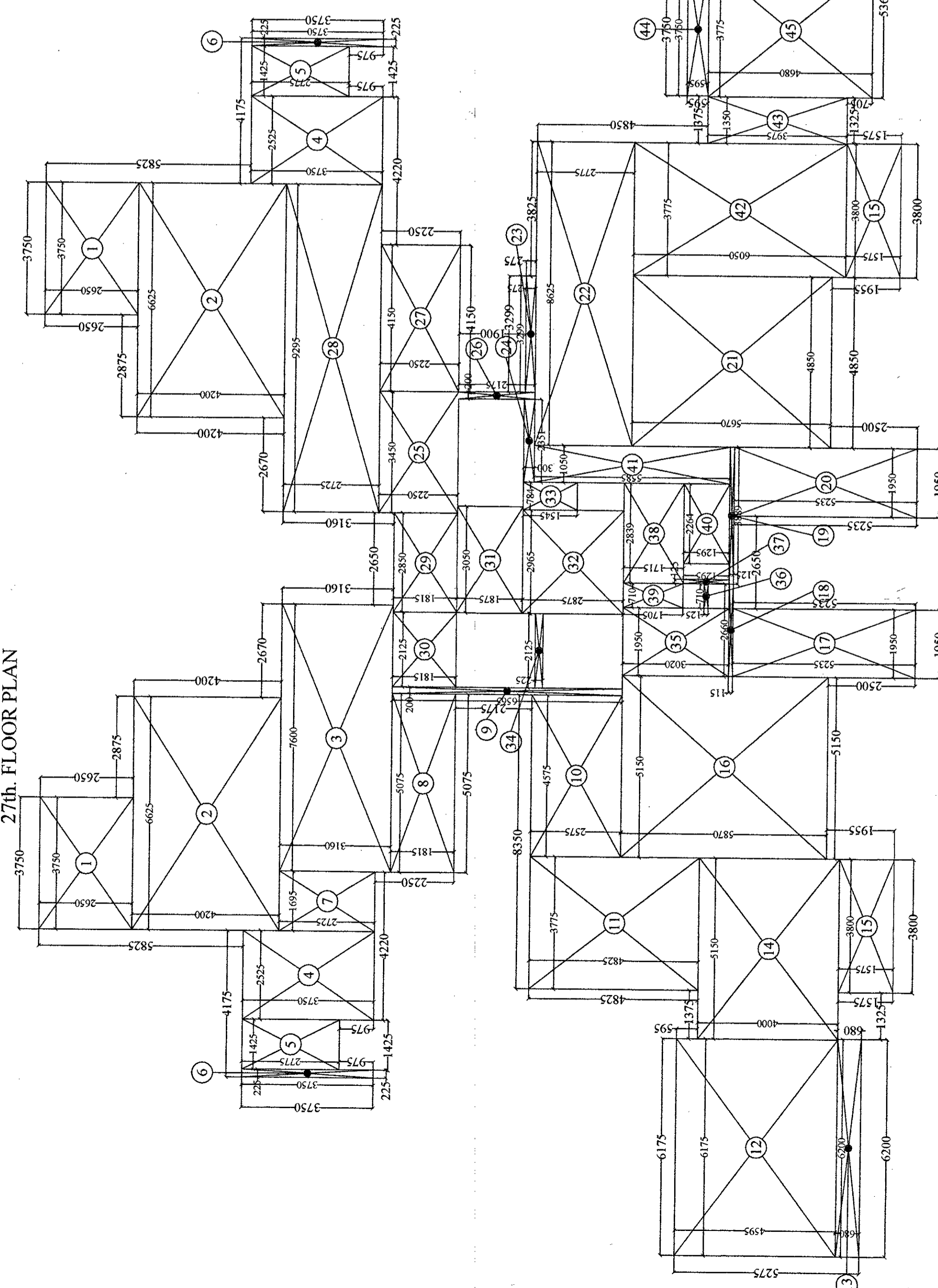
TYPE	SIZE	CELLULAR	LINELVL
D	1390 X 2450	----	2450
D1	1050 X 2100	----	2100
D2	900 X 2100	----	2100
D3	750 X 2100	----	2100
SD-1	2760 X 2450	----	2450
SD-2	2620 X 2450	----	2450
SD-3	2605 X 2450	----	2450
SD-4	2335 X 2450	----	2450
SD-5	2000 X 2450	----	2450
SD-6	1985 X 2450	----	2450
SD-7	1885 X 2450	----	2450
SD-8	1740 X 2450	----	2450
DW1	1825 X 1300	1150	2450
DW2	1520 X 1300	1150	2450
DW3	1475 X 1250	1200	2450
DW4	1325 X 1300	1150	2450
W1	2075 X 2000	450	2450
W2	2050 X 2000	450	2450
W3	1550 X 2000	450	2450
W4	1200 X 2000	450	2450
V1	1210 X 950	1500	2450
V2	600 X 950	1500	2450
V3	450 X 950	1500	2450

Checked and found ok for Public Health (Final) Services only subject to compliance with the following rules (No. 5191) (G.S. 1, 2, 3, 4, 5, 6, 7, 8, 9, 10, 11, 12, 13, 14, 15, 16, 17, 18, 19, 20, 21, 22, 23, 24, 25, 26, 27, 28, 29, 30, 31, 32, 33, 34, 35, 36, 37, 38, 39, 40, 41, 42, 43, 44, 45, 46, 47, 48, 49, 50, 51, 52, 53, 54, 55, 56, 57, 58, 59, 60, 61, 62, 63, 64, 65, 66, 67, 68, 69, 70, 71, 72, 73, 74, 75, 76, 77, 78, 79, 80, 81, 82, 83, 84, 85, 86, 87, 88, 89, 90, 91, 92, 93, 94, 95, 96, 97, 98, 99, 100)



TOWER - 02  
TOWER - 05 IS MIRROR TOWER - 02  
27th. FLOOR PLAN

SYMBOL	DESCRIPTION
1	110 OD UPVC SOIL & VENT PIPE
2	110 OD UPVC WASTE & VENT PIPE
3	75 OD PVC ANTISYPHONAGE PIPE
4	CWS DN TAKE PIPE 13TH TO 24TH
5	FWS DN TAKE PIPE 13TH TO 23TH
6	FWS DN TAKE PIPE 1ST TO 12TH
7	110 OD UPVC RAIN WATER PIPE
8	FWS RISER PIPE



TOWER - 02  
F.A.R. AREA DETAIL OF 27th. FLOOR

S.NO.	AREA
1	19.870 SQ.M
2	55.650 SQ.M
3	24.016 SQ.M
4	18.938 SQ.M
5	1.209 SQ.M
6	4.618 SQ.M
7	9.211 SQ.M
8	1.313 SQ.M
9	11.781 SQ.M
10	28.574 SQ.M
11	4.211 SQ.M
12	20.600 SQ.M
13	10.250 SQ.M
14	10.506 SQ.M
15	0.486 SQ.M
16	10.208 SQ.M
17	27.499 SQ.M
18	0.907 SQ.M
19	0.705 SQ.M
20	0.435 SQ.M
21	35.339 SQ.M
22	3.857 SQ.M
23	5.719 SQ.M
24	9.251 SQ.M
25	0.478 SQ.M
26	5.889 SQ.M
27	0.089 SQ.M
28	0.162 SQ.M
29	1.201 SQ.M
30	2.932 SQ.M
31	22.839 SQ.M
32	2.289 SQ.M
33	17.667 SQ.M
34	3.775 SQ.M
35	1.887 SQ.M
36	0.265 SQ.M
37	0.200 SQ.M
38	0.200 SQ.M
39	0.200 SQ.M
40	0.200 SQ.M
41	0.200 SQ.M
42	0.200 SQ.M
43	0.200 SQ.M
44	0.200 SQ.M
45	0.200 SQ.M
46	0.200 SQ.M
47	0.200 SQ.M
48	0.200 SQ.M
49	0.200 SQ.M
50	0.200 SQ.M
51	0.200 SQ.M
52	0.200 SQ.M
53	0.200 SQ.M
54	0.200 SQ.M
55	0.200 SQ.M
56	0.200 SQ.M
57	0.200 SQ.M
58	0.200 SQ.M
59	0.200 SQ.M
60	0.200 SQ.M
61	0.200 SQ.M
62	0.200 SQ.M
63	0.200 SQ.M
64	0.200 SQ.M
65	0.200 SQ.M
66	0.200 SQ.M
67	0.200 SQ.M
68	0.200 SQ.M
69	0.200 SQ.M
70	0.200 SQ.M
71	0.200 SQ.M
72	0.200 SQ.M
73	0.200 SQ.M
74	0.200 SQ.M
75	0.200 SQ.M
76	0.200 SQ.M
77	0.200 SQ.M
78	0.200 SQ.M
79	0.200 SQ.M
80	0.200 SQ.M
81	0.200 SQ.M
82	0.200 SQ.M
83	0.200 SQ.M
84	0.200 SQ.M
85	0.200 SQ.M
86	0.200 SQ.M
87	0.200 SQ.M
88	0.200 SQ.M
89	0.200 SQ.M
90	0.200 SQ.M
91	0.200 SQ.M
92	0.200 SQ.M
93	0.200 SQ.M
94	0.200 SQ.M
95	0.200 SQ.M
96	0.200 SQ.M
97	0.200 SQ.M
98	0.200 SQ.M
99	0.200 SQ.M
100	0.200 SQ.M
TOTAL	486.299 SQ.M

**PROJECT NAME & ADDRESS :-**  
PROPOSED BUILDING PLAN OF GROUP HOUSING  
SCHEME MEASURING 14.025 ACRE S  
(LICENSE No. 46 OF 2011 DATED 08-06-2013)  
AT 57/106, VASINDHARA, GHAZIABAD  
URBAN COMPLEX BEING DEVELOPED BY CABINO  
DEVELOPERS PVT. LTD.  
AND OTHER IN COLLABORATION WITH VATIKA LTD.

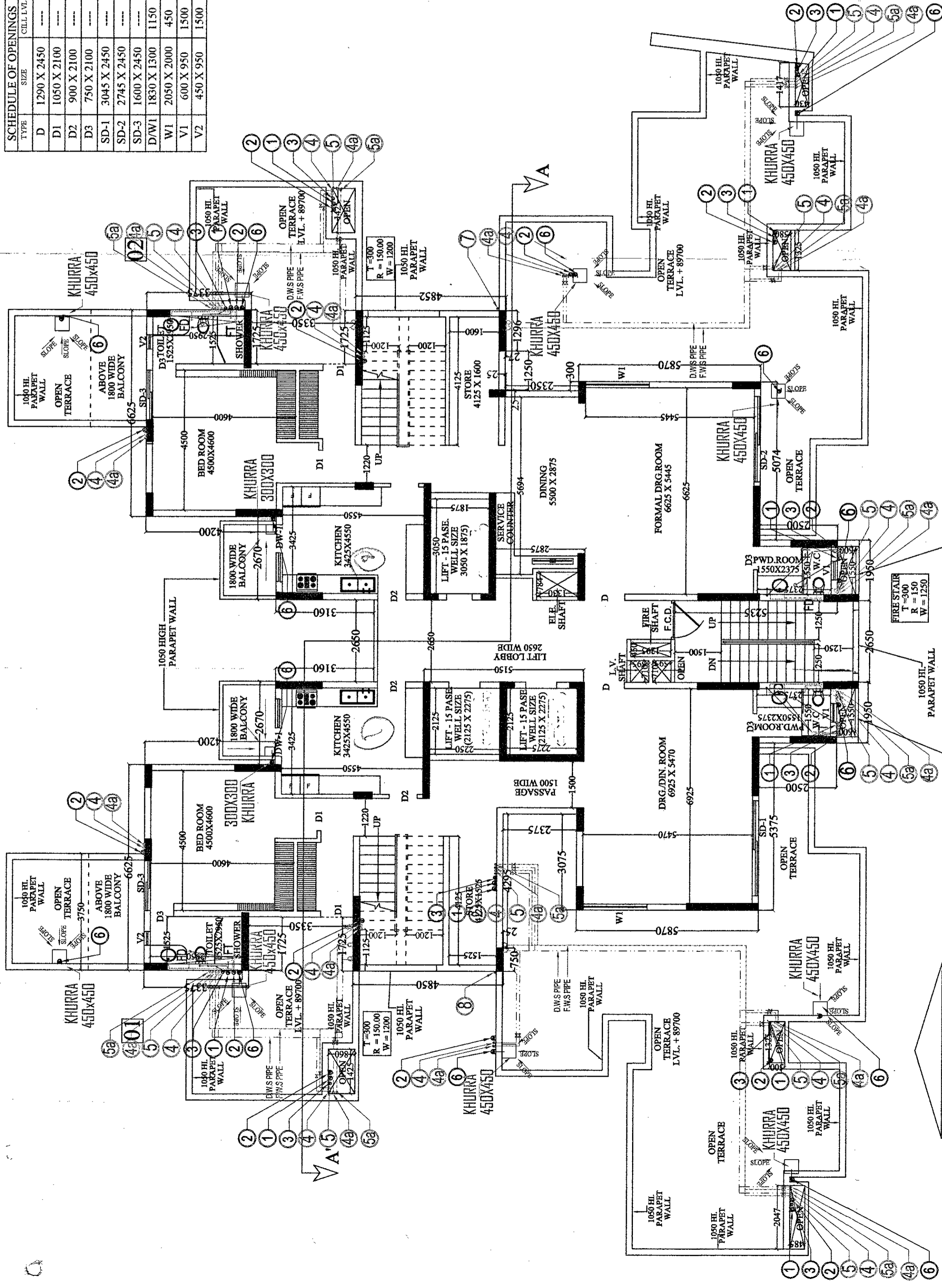
**DRAWING TITLE :-** TOWER - 02  
27th. FLOOR PLAN  
F.A.R. AREA DETAIL OF 27th. FLOOR

**Space Designers International**  
Architects Pvt. Ltd.  
57/106, VASINDHARA, GHAZIABAD  
URBAN COMPLEX BEING DEVELOPED BY CABINO  
DEVELOPERS PVT. LTD.  
AND OTHER IN COLLABORATION WITH VATIKA LTD.

**For Vatika Limited**  
Authorized Signatory

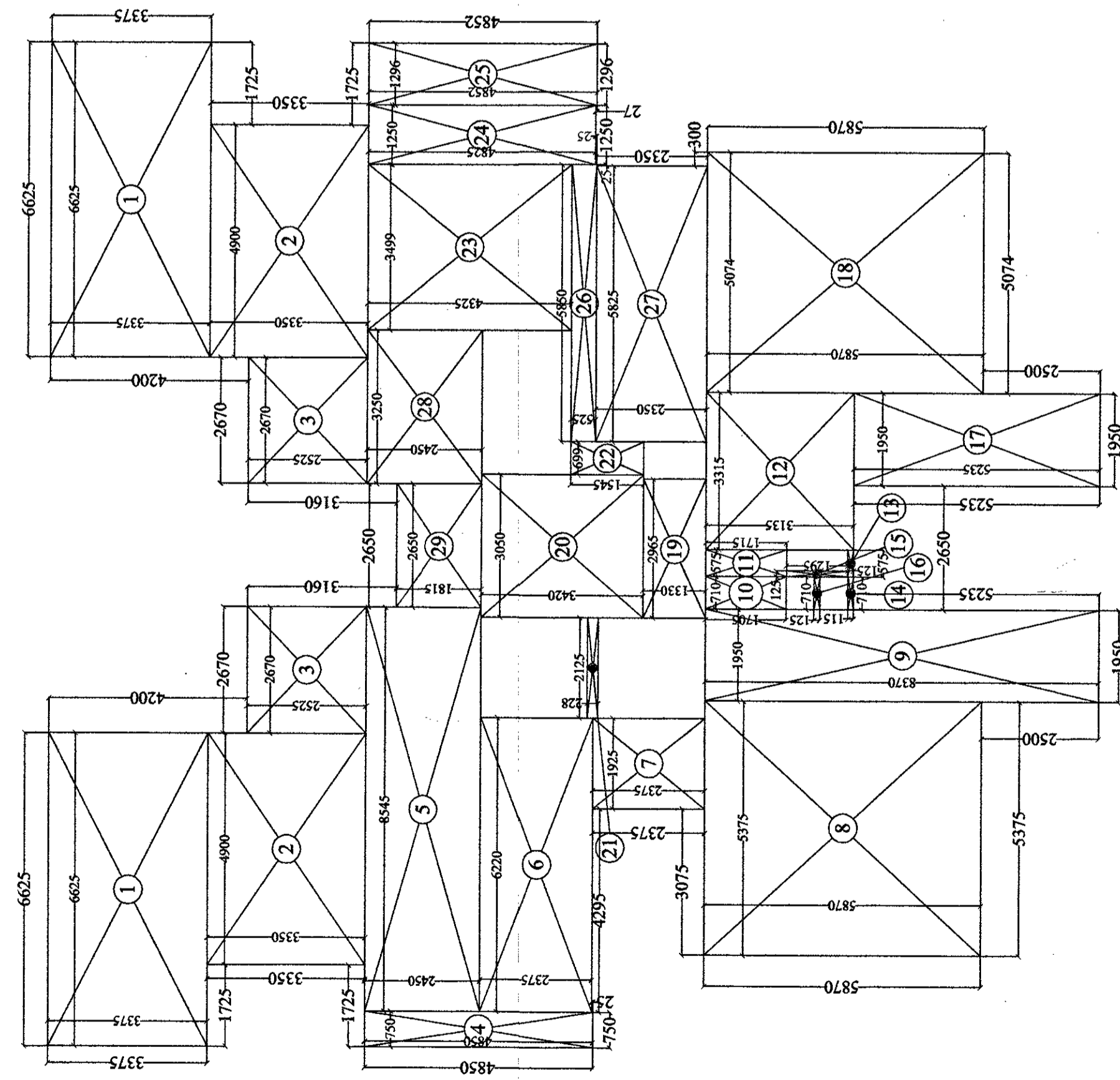
AUTHORISED SIGNATURE \_\_\_\_\_ ARCHITECT'S SIGN. \_\_\_\_\_  
DRG. NO. - 15

SCHEDULE OF OPENINGS	TYPE	SIZE	CULL LVL	LINELVL
D	D	1290 X 2450	----	2450
D1	D1	1050 X 2100	----	2100
D2	D2	900 X 2100	----	2100
D3	D3	750 X 2100	----	2100
SD-1	SD-1	3045 X 2450	----	2450
SD-2	SD-2	2745 X 2450	----	2450
SD-3	SD-3	1600 X 2450	----	2450
DW1	DW1	1830 X 1300	1150	2450
W1	W1	2050 X 2000	450	2450
V1	V1	600 X 950	1500	2450
V2	V2	450 X 950	1500	2450



**TOWER - 02**  
**TOWER - 05 IS MIRROR TOWER -02**  
**28th. FLOOR (LOWER FLOOR OF PENT HOUSE) PLAN**

LEGEND FOR PLUMBING	
SYMBOL	DESCRIPTION
①	110 OD UPVC SOIL & VENT PIPE
②	110 OD UPVC WASTE & VENT PIPE
③	75 OD PVC ANTISIPHONAGE PIPE
④	CWS DN TAKE PIPE 13TH TO 24TH
⑤	FWS DN TAKE PIPE 18TH TO 24TH
⑥	FWS DN TAKE PIPE 13TH TO 24TH
⑦	110 OD UPVC RAIN WATER PIPE
⑧	CWS RISER PIPE
⑨	FWS RISER PIPE



**TOWER - 02**  
**F.A.R. AREA DETAIL OF 28th. FLOOR**

S.NO.	DIMENSION	AREA
1.	6.625 X 3.375	22.447 SQ.M
2.	4.900 X 3.350	16.417 SQ.M
3.	2.825 X 2.450	6.941 SQ.M
4.	2.450 X 2.450	6.003 SQ.M
5.	8.620 X 2.375	20.271 SQ.M
6.	6.620 X 2.375	15.722 SQ.M
7.	1.925 X 2.375	4.572 SQ.M
8.	3.375 X 2.870	9.691 SQ.M
9.	0.750 X 1.700	1.275 SQ.M
10.	0.750 X 1.715	1.286 SQ.M
11.	3.315 X 0.125	0.414 SQ.M
12.	0.575 X 0.125	0.072 SQ.M
13.	0.125 X 0.125	0.016 SQ.M
14.	0.125 X 0.125	0.016 SQ.M
15.	0.125 X 0.125	0.016 SQ.M
16.	0.125 X 0.125	0.016 SQ.M
17.	1.950 X 5.235	10.208 SQ.M
18.	3.074 X 3.350	10.294 SQ.M
19.	2.955 X 3.350	9.900 SQ.M
20.	0.325 X 0.225	0.073 SQ.M
21.	3.499 X 1.545	5.401 SQ.M
22.	1.550 X 4.825	7.480 SQ.M
23.	1.550 X 4.825	7.480 SQ.M
24.	1.550 X 4.825	7.480 SQ.M
25.	1.550 X 4.825	7.480 SQ.M
26.	3.825 X 0.522	2.000 SQ.M
27.	5.825 X 2.350	13.669 SQ.M
28.	2.650 X 1.815	4.810 SQ.M
29.	2.650 X 1.815	4.810 SQ.M
<b>TOTAL</b>		<b>308.724 SQ.M</b>

*[Signature]*  
 D.T.P. (HC)  
 Member Secretary  
 B.P.A.C.

*[Signature]*  
 S.T.P. (G)  
 Chairman  
 B.P.A.C.

*[Signature]*  
 A.B. SB  
 J.B. SB  
 J.P. SB  
 A.P. SB

Subject to comments in forwarding letter No. S/2013/165, D.A.S. 8/14  
 513  
 Superintending Engineer (HO)  
 HUDA, Parbhikula

**PROJECT NAME & ADDRESS :-**  
 PROPOSED BUILDING PLAN OF GROUP HOUSING  
 SCHEME MEASURING 14.025 ACRES  
 (LICENSE No. 46 OF 2013 DATED 08-06-2013)  
 AT 5/1306, VASUNDHARA, GHAZIABAD  
 DISTRICT, U.P. DEVELOPED BY GABINO DEVELOPERS PVT. LTD.  
 AND OTHER IN COLLABORATION WITH VATIKA LTD.

**DRAWING TITLE :- TOWER - 02**  
 TOWER - 05 IS MIRROR OF TOWER -02  
 28th. FLOOR (LOWER FLOOR OF PENT HOUSE) PLAN  
 F.A.R. AREA DETAIL OF 28th. FLOOR

**Space Designers International**  
 Architects Pvt. Ltd.  
 5/1306, VASUNDHARA, GHAZIABAD  
 DISTRICT, U.P. DEVELOPED BY GABINO DEVELOPERS PVT. LTD.  
 AND OTHER IN COLLABORATION WITH VATIKA LTD.


**For Vatika Limited**  
 Authorised Signatory

**ARCHITECT'S SIGN.**  
 DRG. NO. - 16

D.T.P. (HQ)  
 Member Secretary  
 B.P.A.C.

S.P. (C)  
 Chairman  
 B.P.A.C.

AD  
 SD  
 JP  
 ATP



TOWER - 02  
 ELEVATION - X  
 RAMP FOR HANDICAPPED

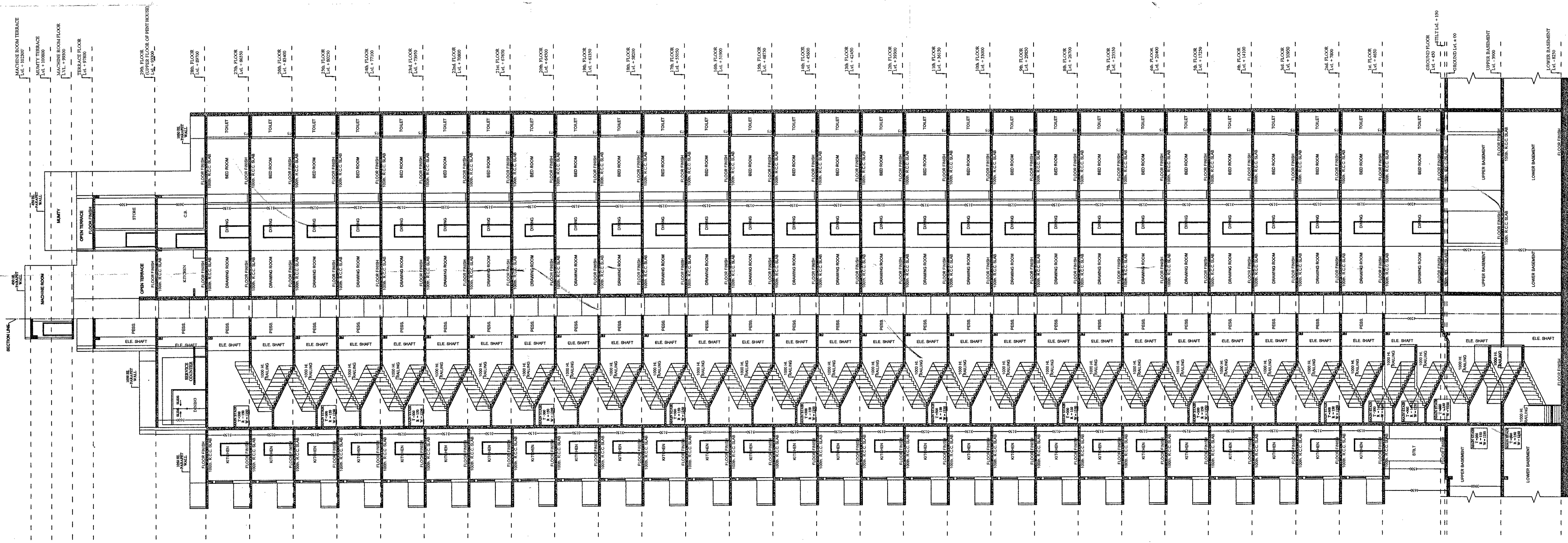
PROJECT NAME & ADDRESS :-  
 PROPOSED BUILDING PLAN OF GROUP HOUSING  
 SCHEME MEASURING 14.025 ACRES  
 IN SECTOR - 04, PLOT NO. 10, 11, 12, 13, 14, 15  
 IN SECTOR - 08, BEHIND KANANASKA  
 URBAN COMPLEX BEING DEVELOPED BY GABRINO  
 DEVELOPERS PVT. LTD.  
 AND OTHER IN COLLABORATION WITH VATIKA LTD.  
 DRAWING TITLE :- TOWER - 02  
 TOWER - 02 IS MIRROR OF TOWER - 01  
 ELEVATION - X

Space Designers International  
 Architects Pvt. Ltd.  
 5 / 196, VASUNDHARA, GHAZIABAD  
 PH: 0120-422314, MOB: 9810099, 9810020  
 architects & planners email: space@spaceindia.com, www.spaceindia.com  
 DRAWN BY: SAHAR  
 CHECKED BY: SCALE: 1:100  
 DATE: 11/07/2011

For Vatika Limited  
 Authorised Signatory  
 ARCHITECTS SIGN  
 DRG. NO. - 18  
 AUTHORIZED SIGNATURE

D.T.P. (HQ)  
 Member Secretary  
 B.P.A.C.

AB JB SD FA ATP



TOWER-02 SECTION - A - A

PROJECT NAME & ADDRESS :-  
 PROPOSED BUILDING PLAN OF GROUP HOUSING  
 COMPLEX IN SECTOR-86A, GURGAON (H.NO. 100)  
 IN SECTOR-86A, GURGAON (H.NO. 100)  
 URBAN COMPLEX BEING DEVELOPED BY GABRINO  
 DEVELOPERS PVT. LTD.  
 AND OTHER IN COLLABORATION WITH VATEKA LTD.  
 DRAWING TITLE :- TOWER-02 TO BE MIRROR OF TOWER-02  
 SECTION - A - A

Space Designers International  
 Architects Pvt. Ltd.  
 5 / 136, VASINDHARA, GHAZIABAD  
 UTTAR PRADESH, INDIA  
 WWW.SPACEDSIGNERS.COM

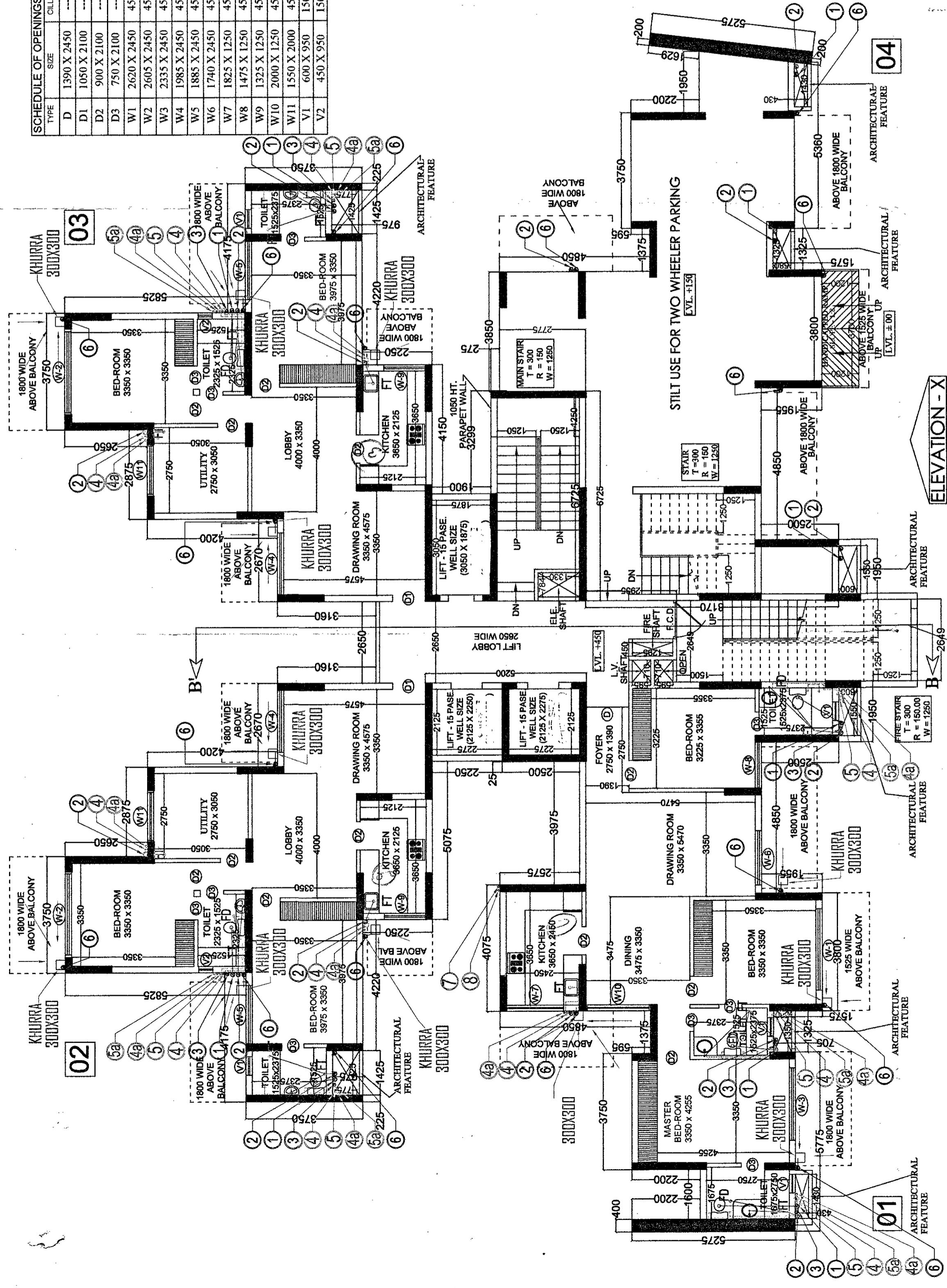
For Vatika Limited  
 Authorised Signatory  
 AUTHORIZED SIGNATURE  
 ARCHITECT'S SIGN.  
 DRG. NO. - 19

**Dr. P. S. Reddy**  
 D.T.P. (HO)  
 Member Secretary  
 S.P.A.C.  
 Chairman  
 B.P.A.C.

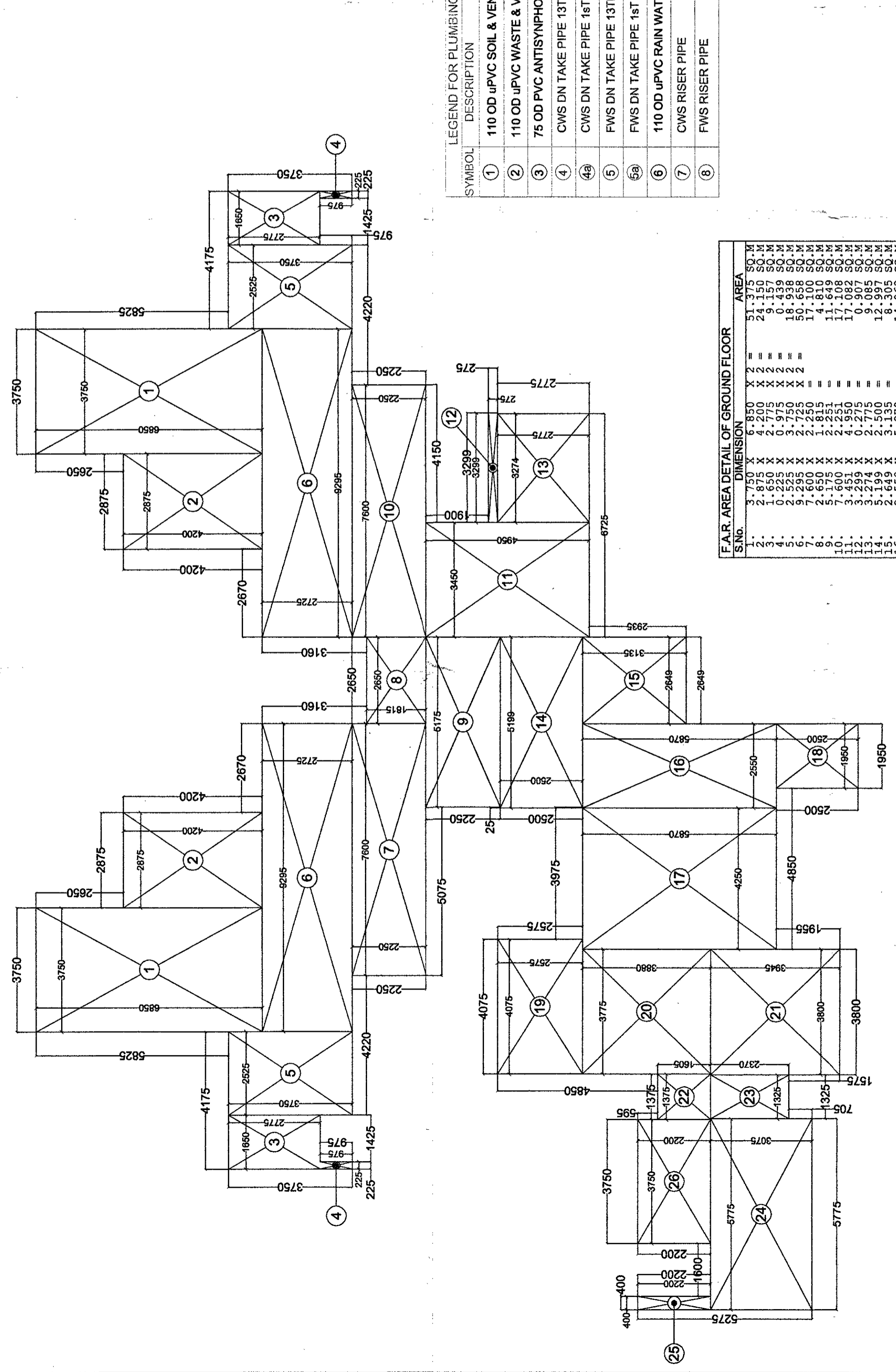
**AD**  
**SD**  
**ATP**

Checked and Verified for P.P. (Internal) Signatures only  
 (Internal) Signatures only  
 forwarding letter No. B.P.A.C. 4/15 S. Dr. S.P.R.14  
 Hyderabad  
 13/04/2014

TYPE	SIZE	COLUMN	LEVEL/WT
D	1390 X 2450	---	2450
D1	1050 X 2100	---	2100
D2	900 X 2100	---	2100
D3	750 X 2100	---	2100
W1	2620 X 2450	450	2450
W2	2605 X 2450	450	2450
W3	2335 X 2450	450	2450
W4	1985 X 2450	450	2450
W5	1885 X 2450	450	2450
W6	1740 X 2450	450	2450
W7	1825 X 1250	450	2450
W8	1475 X 1250	450	2450
W9	2000 X 1250	450	2450
W10	2000 X 1250	450	2450
W11	1550 X 1000	450	2450
W12	600 X 550	1500	2450
V1	450 X 250	1500	2450
V2	450 X 250	1500	2450



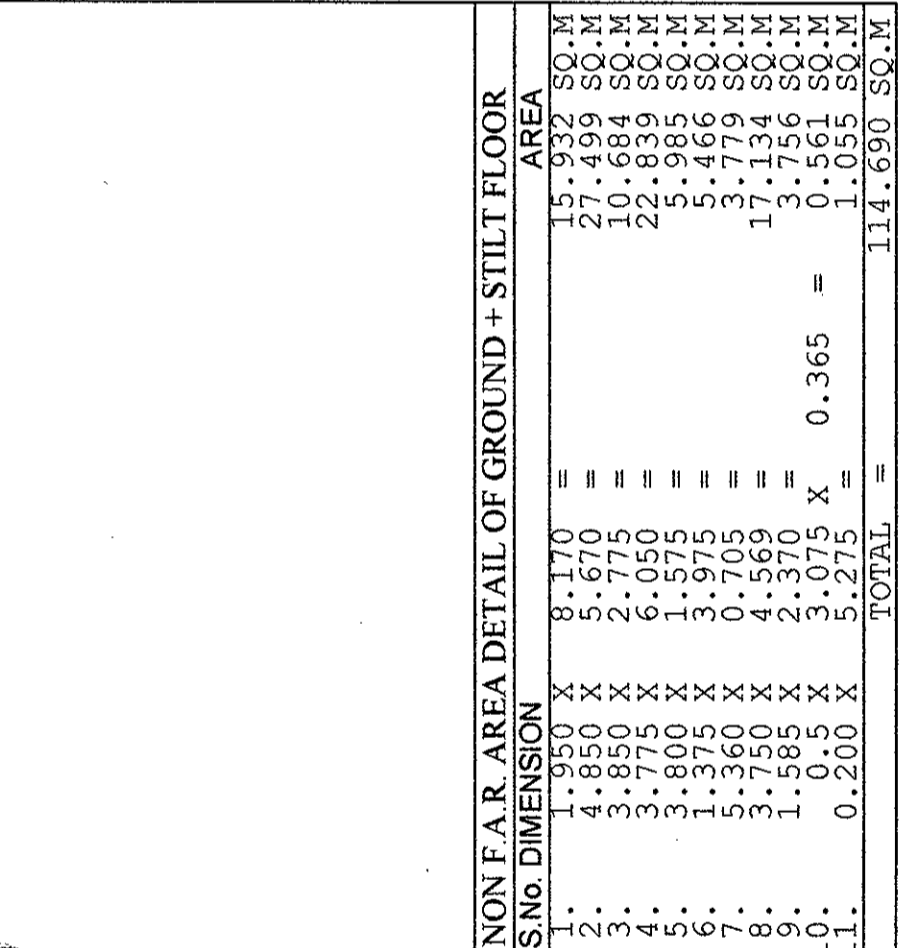
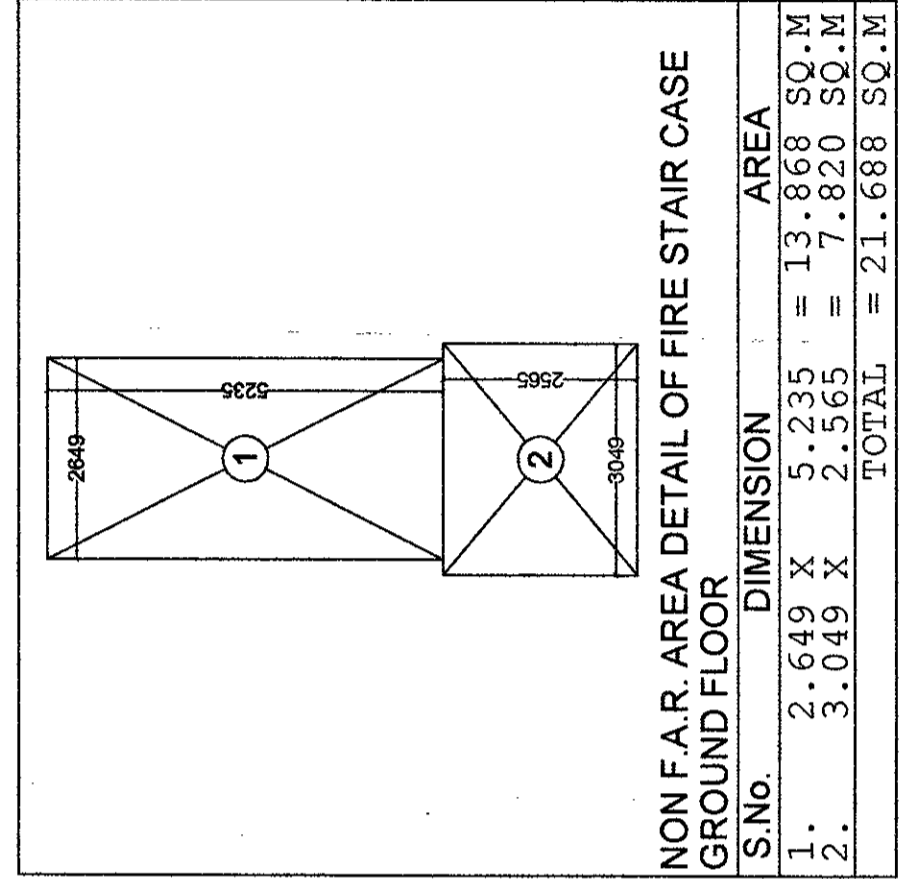
**TOWER - 03 IS MIRROR TOWER -04  
 GROUND + STILT FLOOR PLAN**



**TOWER - 04  
 F.A.R. AREA DETAIL OF GROUND + STILT FLOOR**

SYMBOL	DESCRIPTION
1	110 OD UPVC SOIL & VENT PIPE
2	110 OD UPVC WASTE & VENT PIPE
3	75 OD PVC ANTISYPHONAGE PIPE
4	CWS DN TAKE PIPE 13TH TO 24TH
4a	CWS DN TAKE PIPE 18T TO 12TH
5	FWS DN TAKE PIPE 13TH TO 23TH
5a	FWS DN TAKE PIPE 18T TO 12TH
6	110 OD UPVC RAIN WATER PIPE
6a	CWS RISER PIPE
6b	FWS RISER PIPE

S.No.	AREA DETAIL OF GROUND FLOOR	AREA
1	3175 X 3175	10125.00
2	4200 X 4200	17640.00
3	4200 X 4200	17640.00
4	4200 X 4200	17640.00
5	4200 X 4200	17640.00
6	4200 X 4200	17640.00
7	4200 X 4200	17640.00
8	4200 X 4200	17640.00
9	4200 X 4200	17640.00
10	4200 X 4200	17640.00
11	4200 X 4200	17640.00
12	4200 X 4200	17640.00
13	4200 X 4200	17640.00
14	4200 X 4200	17640.00
15	4200 X 4200	17640.00
16	4200 X 4200	17640.00
17	4200 X 4200	17640.00
18	4200 X 4200	17640.00
19	4200 X 4200	17640.00
20	4200 X 4200	17640.00
21	4200 X 4200	17640.00
22	4200 X 4200	17640.00
23	4200 X 4200	17640.00
24	4200 X 4200	17640.00
25	4200 X 4200	17640.00
TOTAL		370.317 SQ.M



PROJECT NAME & ADDRESS :-  
 PROPOSED BUILDING PLAN OF GROUP HOUSING  
 SCHEME MEASURING 14.025 ACRES  
 (LICENCE No. 46 OF 2013 DATED 08-06-2013)  
 IN SECTOR -88-A, GURGAON MANESAR  
 URBAN COMPLEX BEING DEVELOPED BY GABRINO  
 DEVELOPERS PVT. LTD.  
 AND OTHER IN COLLABORATION WITH VATIKA LTD.

DRAWING TITLE :- TOWER - 04  
 TOWER - 03 IS MIRROR TOWER -04  
 GROUND + STILT FLOOR PLAN  
 F.A.R. AREA DETAIL OF GROUND+STILT  
 NON F.A.R. AREA DETAIL OF STILT

Space Designers International  
 Architects PVT. Ltd.  
 5/1306 VASINDHARA, GHAZIABAD  
 PH: 0120-425244, MO: 981107086, 981128221  
 architects & planners e-mail: spaceid@gmail.com, www.spaceid.com

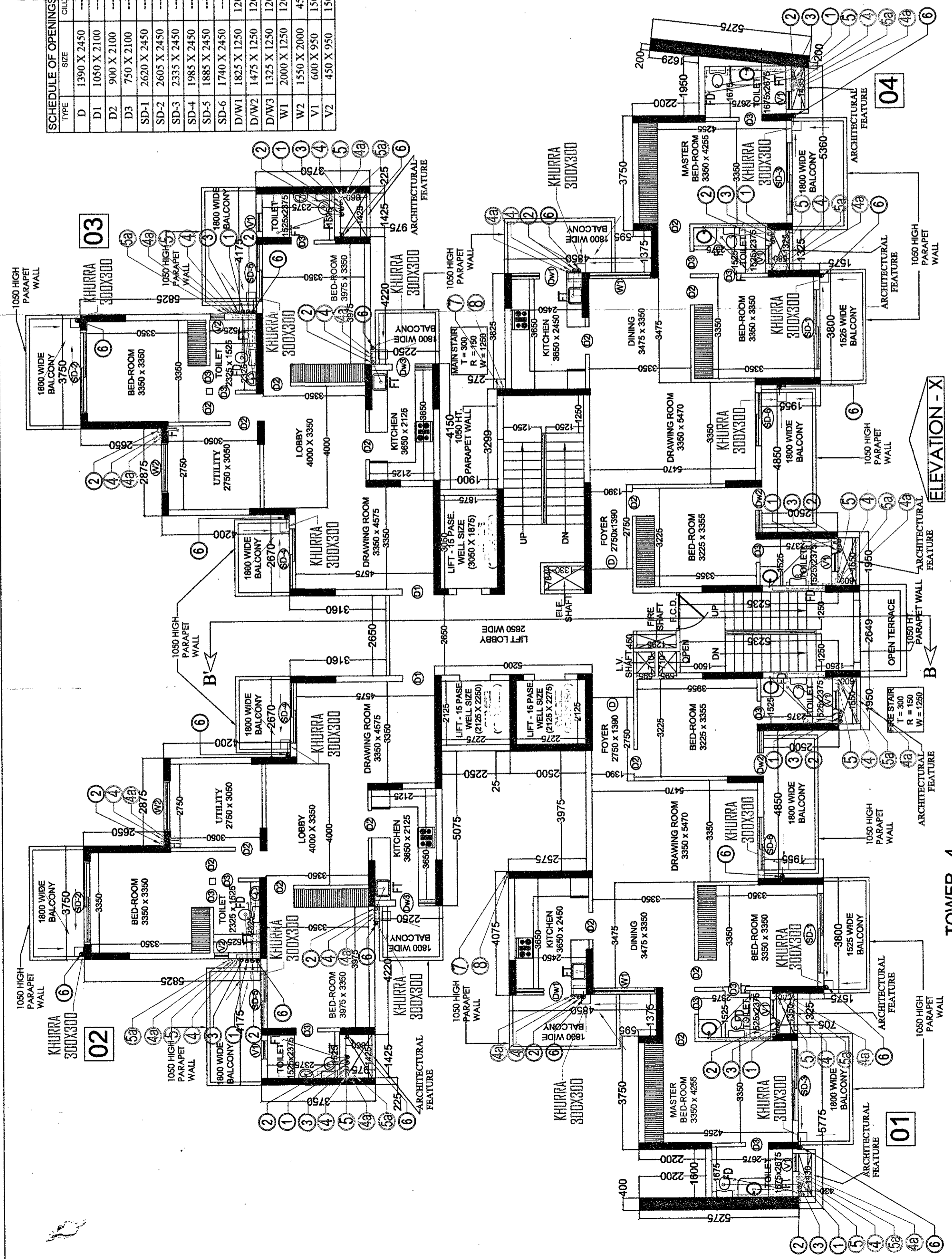
For Vatika Limited  
 Authorised Signatory

ARCHITECTS SIGN  
 DRG. NO. - 20

D.T.P. (HO)  
 Member Secretary  
 B.P.A.C.  
 P. (Hr)  
 Chairman  
 B.P.A.C.  
 AD  
 102  
 102  
 ATP

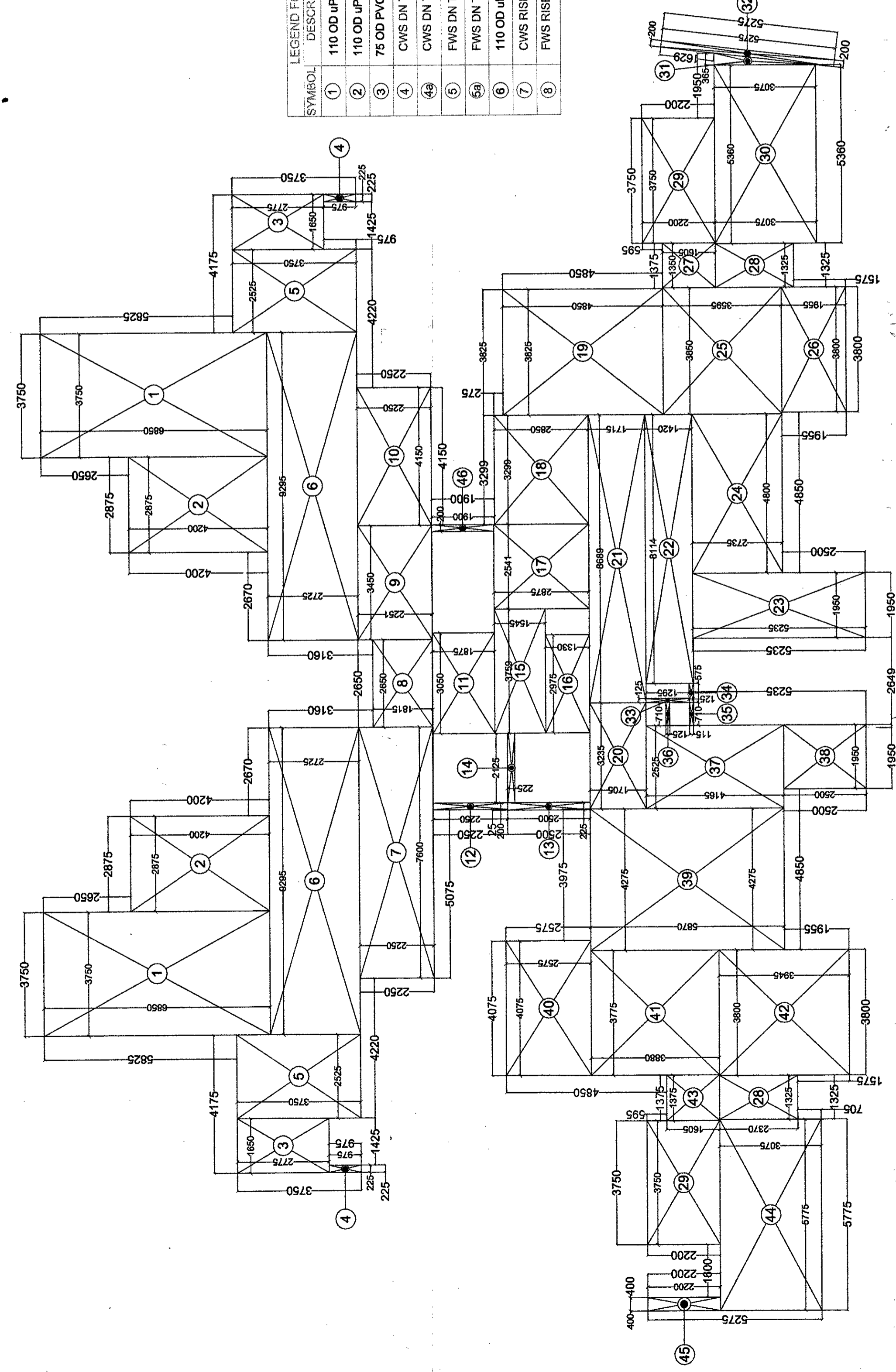
Checked and found ok for Public Health  
 (Internal Sanitary on the basis of  
 following open No. SE/HO/.....S. D. S. 11/19  
 Superintending Engineer (HO)  
 HUDA, Panchkula

SCHEDULE OF OPENINGS		
TYPE	SIZE	LINELIST
D	1300 X 2450	2450
D1	1050 X 2100	2100
D2	900 X 2100	2100
D3	750 X 2100	2100
SD-1	2650 X 2450	2450
SD-2	2605 X 2450	2450
SD-3	2335 X 2450	2450
SD-4	1985 X 2450	2450
SD-5	1885 X 2450	2450
SD-6	1740 X 2450	2450
D/W1	1825 X 1250	1200
D/W2	1325 X 1250	1200
D/W3	1325 X 1250	1200
W1	2000 X 1250	1200
W2	1550 X 2000	450
V1	600 X 950	1500
V2	450 X 950	1500
V3	450 X 950	1500



**TOWER - 4**  
**TOWER - 03 IS MIRROR TOWER - 04**  
**1st. TO 26th. FLOOR PLAN**

LEGEND FOR PLUMBING	
SYMBOL	DESCRIPTION
1	110 OD UPVC SOIL & VENT PIPE
2	110 OD UPVC WASTE & VENT PIPE
3	75 OD PVC ANTISYPHONAGE PIPE
4	CWS DN TAKE PIPE 13TH TO 24TH
4a	CWS DN TAKE PIPE 13TH TO 12TH
5	FWS DN TAKE PIPE 13TH TO 23TH
5a	FWS DN TAKE PIPE 13TH TO 12TH
6	110 OD UPVC RAIN WATER PIPE
7	CWS RISER PIPE
8	FWS RISER PIPE



**TOWER - 4**  
**F.A.R. AREA DETAIL OF 1st. TO 26th. FLOOR**

S.No.	DIMENSION	AREA
1	3.750 X 4.200	15.750 SQ.M
2	2.875 X 2.200	6.325 SQ.M
3	0.920 X 0.975	0.900 SQ.M
4	0.920 X 0.975	0.900 SQ.M
5	0.920 X 0.975	0.900 SQ.M
6	0.920 X 0.975	0.900 SQ.M
7	0.920 X 0.975	0.900 SQ.M
8	0.920 X 0.975	0.900 SQ.M
9	0.920 X 0.975	0.900 SQ.M
10	0.920 X 0.975	0.900 SQ.M
11	0.920 X 0.975	0.900 SQ.M
12	0.920 X 0.975	0.900 SQ.M
13	0.920 X 0.975	0.900 SQ.M
14	0.920 X 0.975	0.900 SQ.M
15	0.920 X 0.975	0.900 SQ.M
16	0.920 X 0.975	0.900 SQ.M
17	0.920 X 0.975	0.900 SQ.M
18	0.920 X 0.975	0.900 SQ.M
19	0.920 X 0.975	0.900 SQ.M
20	0.920 X 0.975	0.900 SQ.M
21	0.920 X 0.975	0.900 SQ.M
22	0.920 X 0.975	0.900 SQ.M
23	0.920 X 0.975	0.900 SQ.M
24	0.920 X 0.975	0.900 SQ.M
25	0.920 X 0.975	0.900 SQ.M
26	0.920 X 0.975	0.900 SQ.M
27	0.920 X 0.975	0.900 SQ.M
28	0.920 X 0.975	0.900 SQ.M
29	0.920 X 0.975	0.900 SQ.M
30	0.920 X 0.975	0.900 SQ.M
31	0.920 X 0.975	0.900 SQ.M
32	0.920 X 0.975	0.900 SQ.M
33	0.920 X 0.975	0.900 SQ.M
34	0.920 X 0.975	0.900 SQ.M
35	0.920 X 0.975	0.900 SQ.M
36	0.920 X 0.975	0.900 SQ.M
37	0.920 X 0.975	0.900 SQ.M
38	0.920 X 0.975	0.900 SQ.M
39	0.920 X 0.975	0.900 SQ.M
40	0.920 X 0.975	0.900 SQ.M
41	0.920 X 0.975	0.900 SQ.M
42	0.920 X 0.975	0.900 SQ.M
43	0.920 X 0.975	0.900 SQ.M
44	0.920 X 0.975	0.900 SQ.M
45	0.920 X 0.975	0.900 SQ.M
46	0.920 X 0.975	0.900 SQ.M
TOTAL		467.796 SQ.M

NON F.A.R. AREA DETAIL OF FIRE STAIR CASE		
S.No.	DIMENSION	AREA
1	2.649 X 5.235	13.868 SQ.M
2	3.049 X 0.715	2.180 SQ.M
TOTAL		16.048 SQ.M

**PROJECT NAME & ADDRESS :-**  
 PROPOSED BUILDING PLAN OF GROUP HOUSING  
 SCHEME NO. 46 OF 2013 DATED 08-06-2013  
 IN SECTOR - 88-A, GURGAON MANESAR  
 URBAN COMPLEX BEING DEVELOPED BY GABINO  
 DEVELOPERS PVT. LTD.  
 AND OTHER IN COLLABORATION WITH VATIKA LTD.

**DRAWING TITLE :- TOWER - 4**  
**TOWER - 03 IS MIRROR TOWER - 04**  
 1st. TO 26th. FLOOR PLAN  
 F.A.R. AREA DETAIL OF 1st. TO 26th. FLOOR

**Space Designers International Architects Pvt. Ltd.**  
 5 / 1306, VASUNDHARA, GHZABAD  
 architects & planners email: spaceid@gmail.com www.spaceid.com  
 DRAWN BY: VISALY CHECKED BY: VISALY DATED: 11/10/19

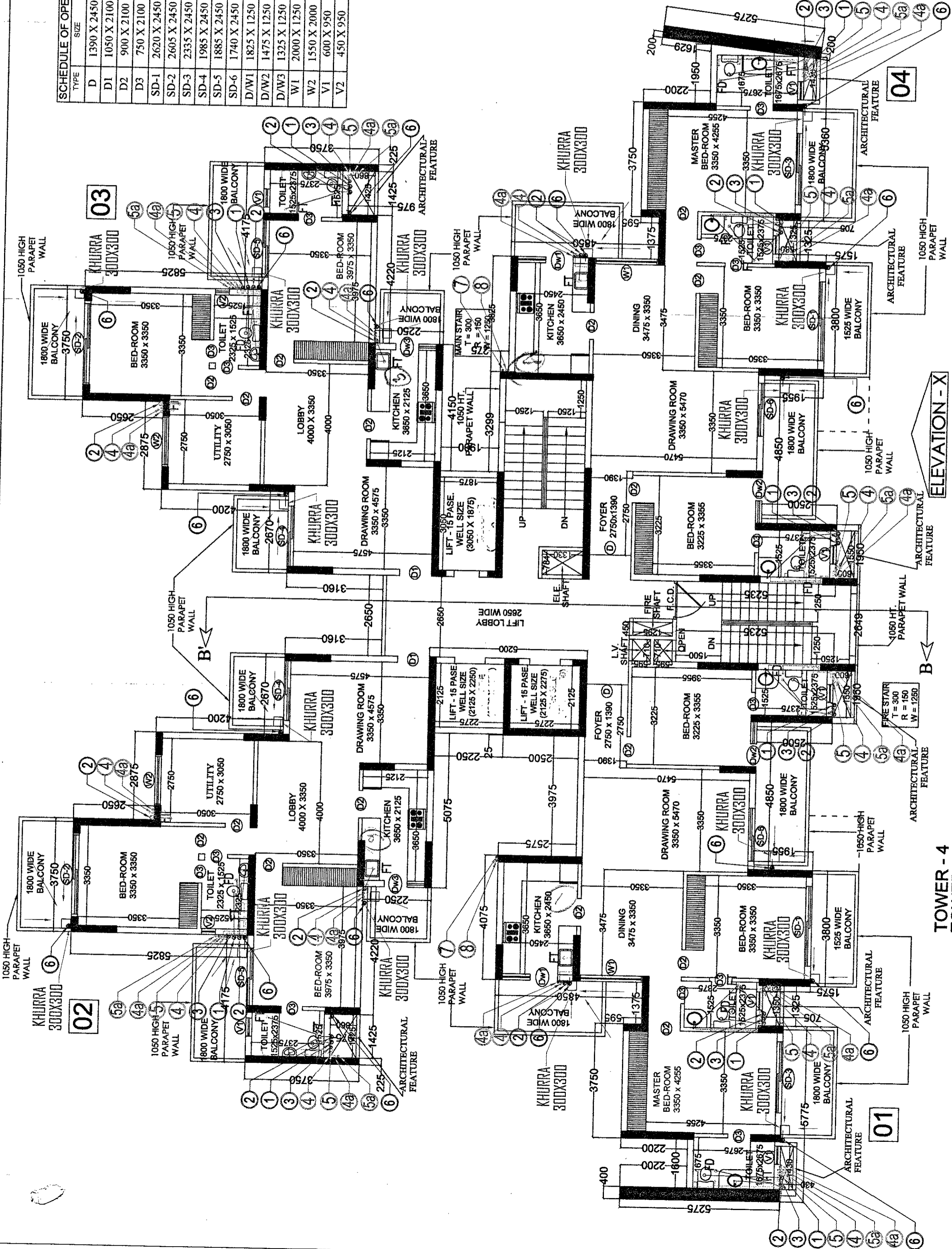
**For Vatika Limited**  
 Authorised Signatory

ARCHITECT'S SIGNATURE  
 ARCHITECT'S SIGN  
 DRG. NO. - 21

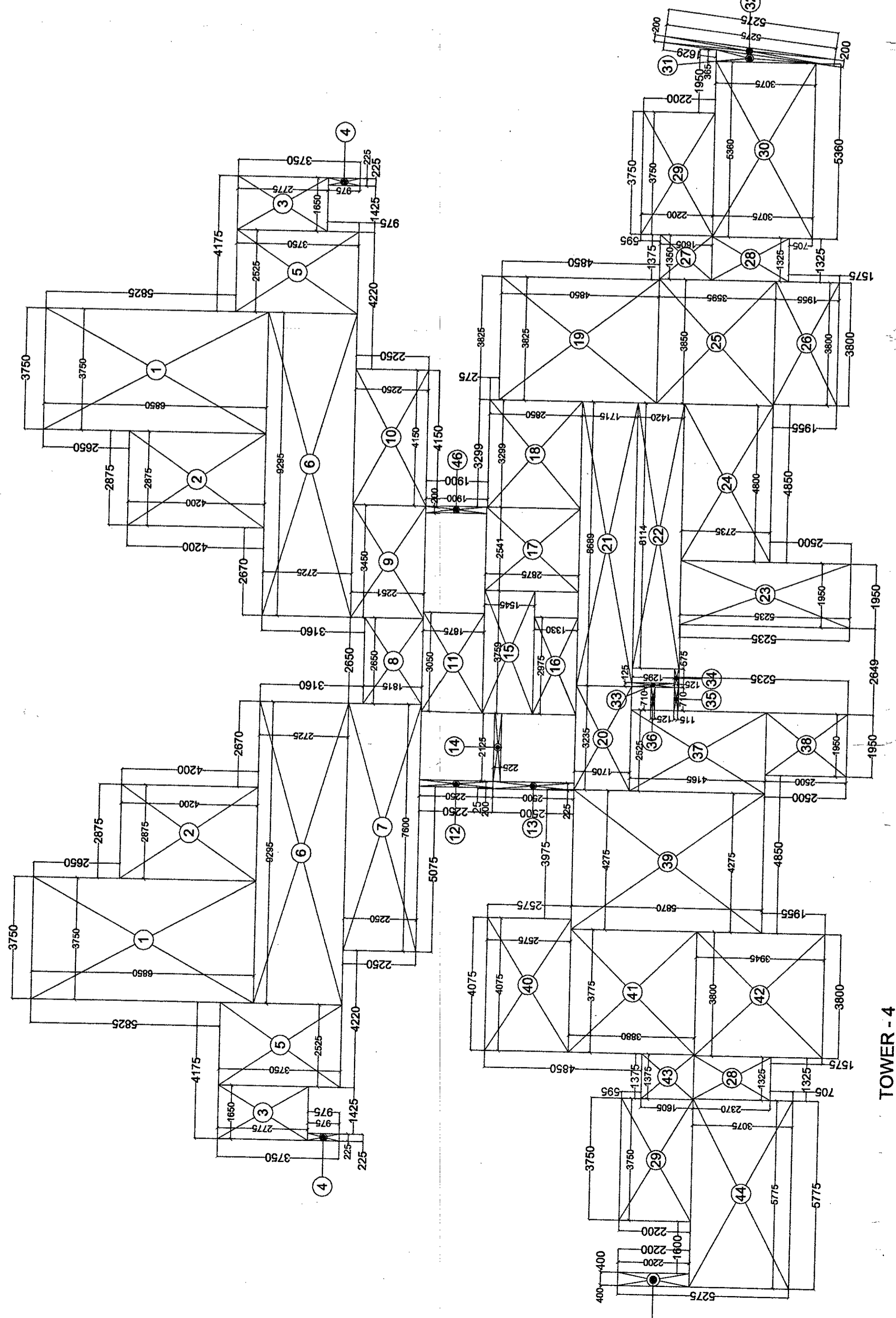
D.T.R. (H)  
 S.T.P. (S)  
 B.P.A.P. (P)  
 Chairman  
 B.P.A.C.

S.P. AD  
 S.B. PA  
 A.P. ATP

SCHEDULE OF OPENINGS			UNITS
TYPE	SIZE	CELL NO.	UNITS
D	1390 X 2450	---	2450
D1	1050 X 2100	---	2100
D2	900 X 2100	---	2100
D3	750 X 2150	---	2450
SD-1	2620 X 2450	---	2450
SD-2	2665 X 2450	---	2450
SD-3	2355 X 2450	---	2450
SD-4	1985 X 2450	---	2450
SD-5	1885 X 2450	---	2450
SD-6	1740 X 2450	---	2450
D/W1	1825 X 1250	1200	2450
D/W2	1325 X 1250	1200	2450
D/W3	1475 X 1250	1200	2450
W1	2000 X 1250	1200	2450
W2	1550 X 2000	450	2450
V1	600 X 950	1500	2450
V2	450 X 950	1500	2450



**TOWER - 4  
 TOWER - 03 IS MIRROR TOWER - 04  
 27th. FLOOR PLAN**



**TOWER - 4  
 F.A.R. AREA DETAIL OF 27th. FLOOR**

S.NO.	DIMENSIONS	AREA
1.	3.750 X 3.800	14.250
2.	2.875 X 3.800	10.938
3.	1.600 X 3.800	6.080
4.	0.2825 X 3.800	1.073
5.	3.750 X 3.800	14.250
6.	2.750 X 3.800	10.450
7.	2.600 X 3.800	9.880
8.	2.600 X 3.800	9.880
9.	3.400 X 3.800	12.920
10.	4.100 X 3.800	15.580
11.	0.200 X 3.800	0.760
12.	0.225 X 3.800	0.855
13.	0.225 X 3.800	0.855
14.	2.125 X 3.800	8.075
15.	2.750 X 3.800	10.450
16.	3.250 X 3.800	12.350
17.	3.825 X 3.800	14.535
18.	3.235 X 3.800	12.293
19.	2.235 X 3.800	8.493
20.	1.950 X 3.800	7.410
21.	3.850 X 3.800	14.630
22.	3.850 X 3.800	14.630
23.	3.850 X 3.800	14.630
24.	4.800 X 3.800	18.240
25.	3.850 X 3.800	14.630
26.	3.850 X 3.800	14.630
27.	3.850 X 3.800	14.630
28.	3.850 X 3.800	14.630
29.	3.850 X 3.800	14.630
30.	3.850 X 3.800	14.630
31.	3.850 X 3.800	14.630
32.	3.850 X 3.800	14.630
33.	3.850 X 3.800	14.630
34.	3.850 X 3.800	14.630
35.	3.850 X 3.800	14.630
36.	3.850 X 3.800	14.630
37.	3.850 X 3.800	14.630
38.	3.850 X 3.800	14.630
39.	3.850 X 3.800	14.630
40.	3.850 X 3.800	14.630
41.	3.850 X 3.800	14.630
42.	3.850 X 3.800	14.630
43.	3.850 X 3.800	14.630
44.	3.850 X 3.800	14.630
45.	3.850 X 3.800	14.630
46.	3.850 X 3.800	14.630
TOTAL		467.793

SYMBOL	DESCRIPTION
1	110 OD UPVC SOIL & VENT PIPE
2	110 OD UPVC WASTE & VENT PIPE
3	75 OD PVC ANTISIPHONAGE PIPE
4	CWS DN TAKE PIPE 13TH TO 24TH
5	CWS DN TAKE PIPE 1ST TO 12TH
6	FWS DN TAKE PIPE 13TH TO 23TH
7	FWS DN TAKE PIPE 1ST TO 12TH
8	110 OD UPVC RAIN WATER PIPE
9	CWS RISER PIPE
10	FWS RISER PIPE

Checked and found ok for Public Health  
 (Internal Services) only subject to comments in  
 forwarding letter No. SE/HO/... D. S.B./4  
 Supervising Engineer (P)  
 AUDA, Patancheru  
 501504

**PROJECT NAME & ADDRESS :-**  
 PROPOSED BUILDING PLAN OF GROUP HOUSING  
 SCHEME MEASURING 14.025 ACRES  
 (LICENCE No. 46 OF 2013 DATED 08-06-2013)  
 SECTOR 88-A, GURGAON MANIESAR  
 DEVELOPERS PVT. LTD.  
 AND OTHER IN COLLABORATION WITH VATEKA LTD.

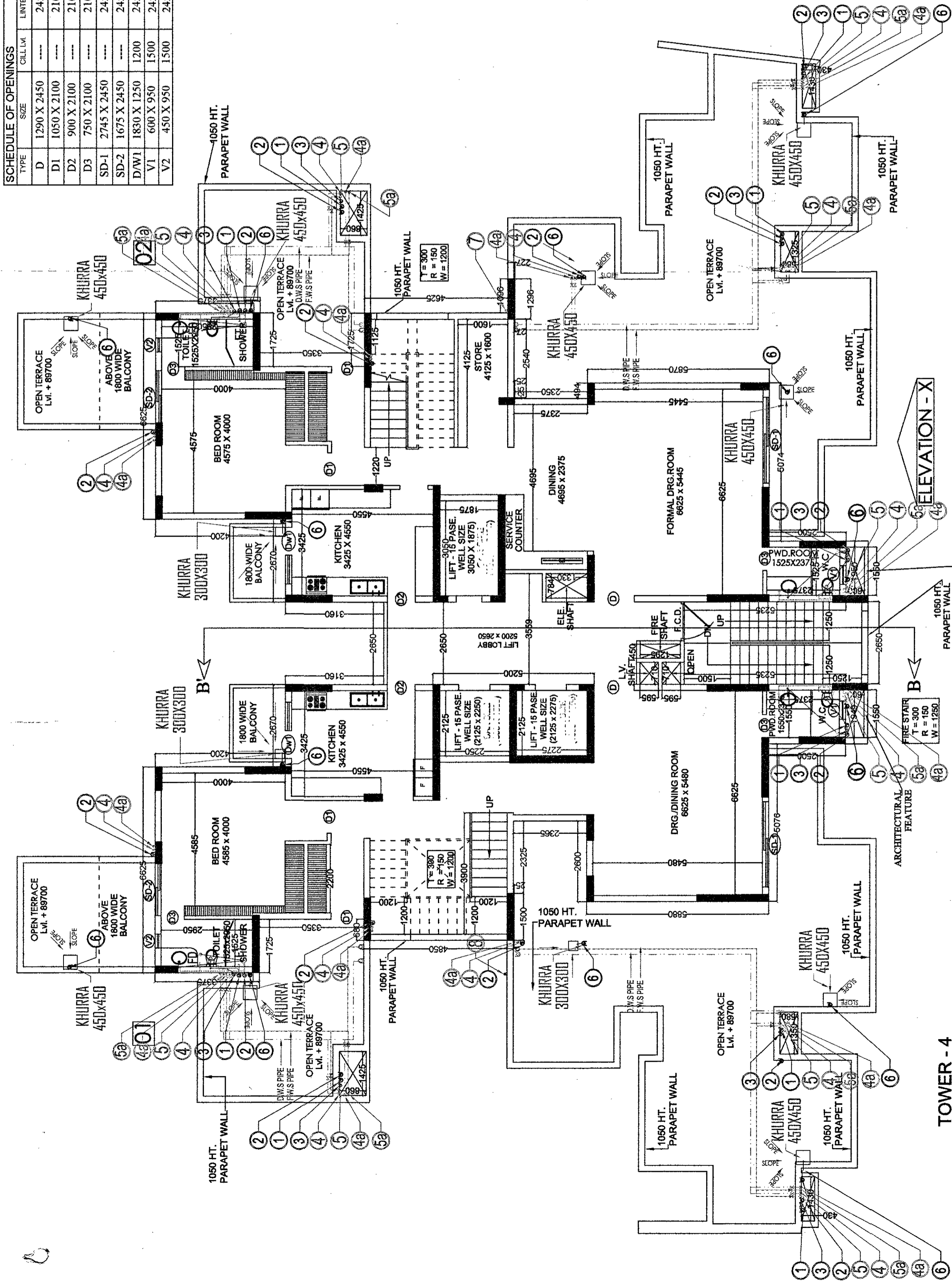
**DRAWING TITLE :- TOWER - 4**  
 TOWER - 03 IS MIRROR TOWER - 04  
 27th. FLOOR PLAN  
 F.A.R. AREA DETAIL OF 27th. FLOOR

Space Designers International  
 Architects Pvt. Ltd.  
 5 / 1308 VASUNDHARA, GHAZIABAD  
 PH: 011-010284, Mob: 98110208, 981133281  
 ARCHITECTS & PLANNERS email: spdesigns@gmail.com, www.spdesigns.com  
 DRAWING NO. - 1034L - SCALE: 1:100 DATED: 11/08/2013

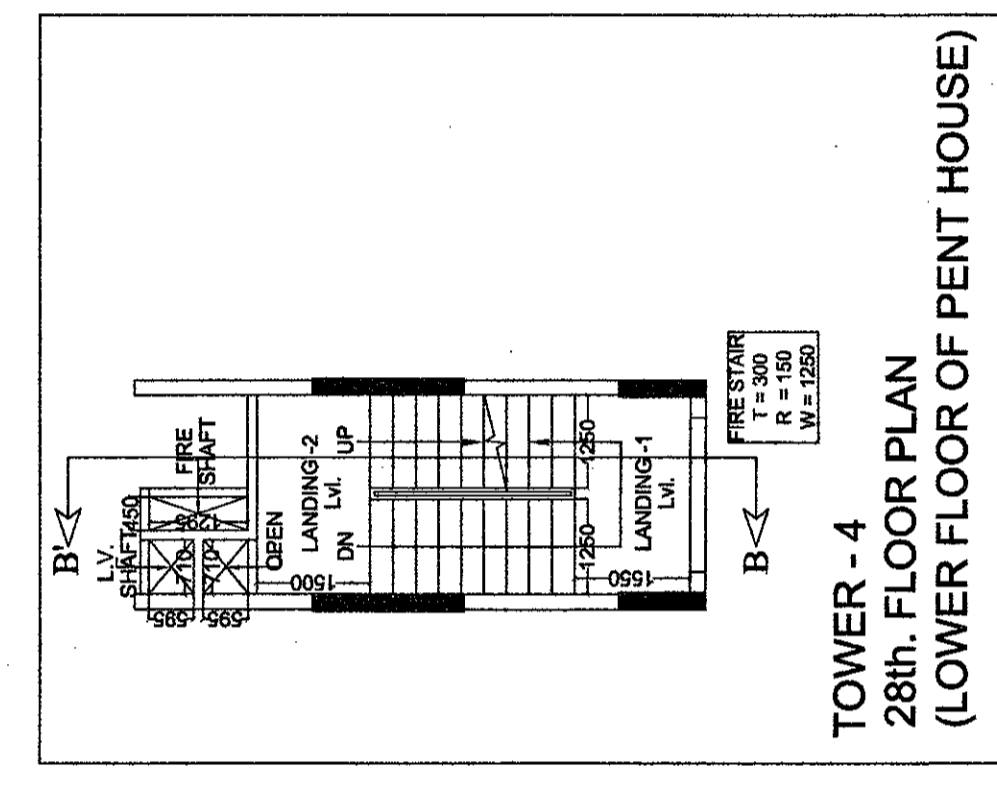
For Vateka Limited  
 Authorised Signatory

ARCHITECT'S SIGN  
 DRG. NO. - 22

TYPE	SIZE	CELL	LINTEL LxK
D	1200 X 2150	----	2450
D1	1050 X 2100	----	2100
D2	900 X 2100	----	2100
D3	750 X 2100	----	2100
SD-1	2745 X 2450	----	2450
SD-2	1675 X 2450	----	2450
D(W)	1830 X 1250	1200	2450
V1	600 X 950	1500	2450
V2	450 X 950	1500	2450



**TOWER - 03 IS MIRROR TOWER -04**  
**28th. FLOOR (LOWER FLOOR OF PENT HOUSE) PLAN**



**TOWER - 4**  
**F.A.R. AREA DETAIL OF 28th. FLOOR**

S.N.C.	F.A.R. AREA	DIMENSION	AREA
1.	7.25 X 3.375	X 2 =	11.644 SQ.M
2.	4.900 X 3.520	X 2 =	11.110 SQ.M
3.	7.570 X 4.850	= = =	15.127 SQ.M
4.	4.425 X 4.825	= = =	21.357 SQ.M
5.	2.325 X 4.810	= = =	4.810 SQ.M
6.	2.325 X 4.975	= = =	4.810 SQ.M
7.	3.250 X 2.525	= = =	10.908 SQ.M
8.	3.305 X 4.825	= = =	12.256 SQ.M
9.	2.540 X 4.625	= = =	0.294 SQ.M
10.	1.296 X 2.350	= = =	7.708 SQ.M
11.	3.280 X 5.870	= = =	29.784 SQ.M
12.	5.074 X 5.235	= = =	10.208 SQ.M
13.	1.950 X 1.420	= = =	4.707 SQ.M
14.	3.315 X 1.715	= = =	6.671 SQ.M
15.	2.341 X 1.330	= = =	3.114 SQ.M
16.	3.050 X 1.330	= = =	4.712 SQ.M
17.	3.050 X 1.330	= = =	10.431 SQ.M
18.	2.659 X 1.705	= = =	4.534 SQ.M
19.	2.125 X 0.225	= = =	0.478 SQ.M
20.	2.100 X 2.375	= = =	4.988 SQ.M
21.	2.600 X 5.870	= = =	14.534 SQ.M
22.	1.949 X 6.665	= = =	15.280 SQ.M
23.	0.710 X 0.125	= = =	12.990 SQ.M
24.	0.125 X 1.295	= = =	0.089 SQ.M
25.	0.125 X 0.115	= = =	0.162 SQ.M
26.	0.575 X 0.115	= = =	0.082 SQ.M
27.	0.575 X 0.072	= = =	0.072 SQ.M
28.	TOTAL	= = =	302.140 SQ.M

SYMBOL	DESCRIPTION
1	110 OD UPVC SOIL & VENT PIPE
2	110 OD UPVC WASTE & VENT PIPE
3	75 OD PVC ANTISIPHONAGE PIPE
4	CWS DN TAKE PIPE 13TH TO 24TH
5	FWS DN TAKE PIPE 13TH TO 23TH
6	FWS DN TAKE PIPE 13TH TO 12TH
7	110 OD UPVC RAIN WATER PIPE
8	CWS RISER PIPE

D.P. (HO)  
 Member, Secretary  
 B.P.A.C.  
 ATP  
 PA

Checked and found ok for Public Health  
 (Internal) Services only subject to commencing forwarding letter No. SEHQ/1485/Dr. S. S. 1/4  
 Superintending Engineer (R)  
 UDA, Parichute  
 SIVM

PROJECT NAME & ADDRESS -  
 PROPOSED BUILDING PLAN OF GROUP HOUSING  
 IN SECTOR-48-A, GURGAON MANESAR  
 URBAN COMPLEX BEING DEVELOPED BY GABINO  
 DEVELOPERS PVT. LTD.  
 AND OTHER IN COLLABORATION WITH VATIKA LTD.  
**DRAWING TITLE - TOWER - 4**  
**TOWER - 03 IS MIRROR TOWER -04**  
 28th. FLOOR (LOWER FLOOR OF PENT HOUSE) PLAN  
 F.A.R. AREA DETAIL OF 28th. FLOOR


Space Designers International  
 Architects Pvt. Ltd.  
 5 / 1306, VASINDHARA, GHAZIABAD  
 ARCHITECTS & PLANNERS Email: spaceid@gmail.com, www.spaceid.com  
 DRAWN BY - SANJAY VISHAL  
 CHECKED BY - SCALE - 1:100  
 DATED -

For Vatika Limited  
 Authorised Signatory

ARCHITECTS SIGN.  
 ARCHITECTS SIGN.  
 DRG. NO. - 23



40  
 D.P. (HS)  
 S. (G)  
 P.A.C.  
 B.P.A.C.  
 Paper 8  
 AD JD  
 66  
 IFA  
 ATP



PROJECT NAME & ADDRESS :-  
 PROPOSED BUILDING PLAN OF GROUP HOUSING  
 IN SECTOR 38-A, GURGAON MANESAR  
 URBAN COMPLEX BEING DEVELOPED BY GABINO  
 DEVELOPERS PVT. LTD.  
 AND OTHER IN COLLABORATION WITH VATIKA LTD.  
 DRAWING TITLE :- TOWER - 04  
 ELEVATION - 04  
 SECTION - B - B

Space Designers International  
 Architects Pvt. Ltd.  
 5 / 139, WISUNDHARA, GHAZIABAD  
 PH: 0120-41824, 4182, 4181, 4180, 4183, 4184  
 DRAWING CHECKED BY: S. (G) P.A.C. B.P.A.C.  
 DATE: 11.11.15

For Vatika Limited  
 Authorised Signatory  
 ARCHITECT'S SIGN  
 AUTHORIZED SIGNATURE  
 DRG.NO. - 25

TOWER - 4  
 SECTION - B - B

TOWER - 4  
 ELEVATION - X