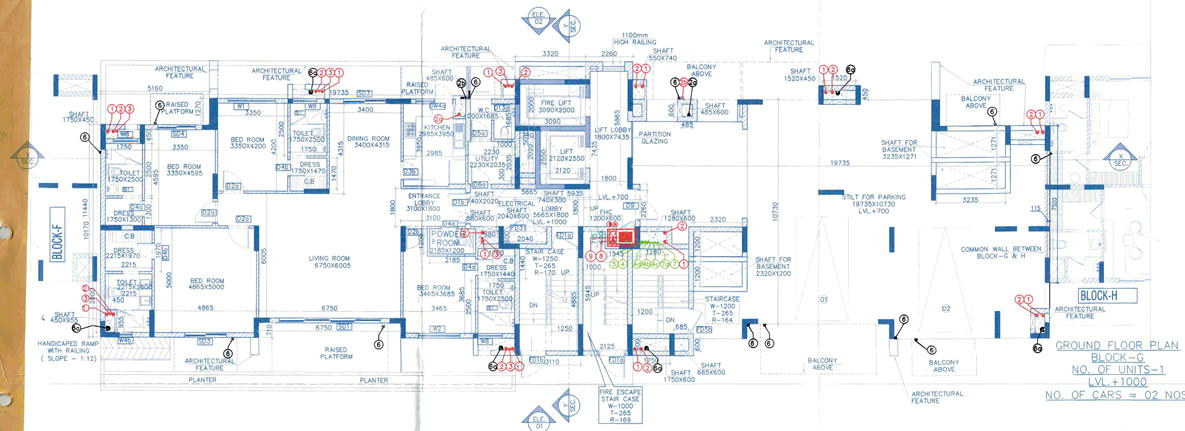

GROUND FLOOR PLAN
BLOCK-G
NO. OF UNITS-1
LVL.+1000
NO. OF CARS = 02 NOS

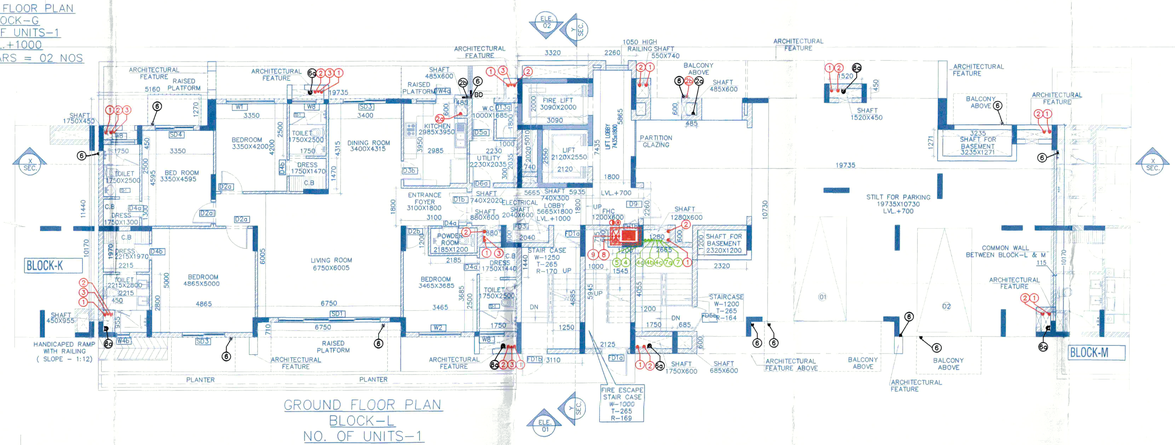

GROUND FLOOR PLAN
BLOCK-L
NO. OF UNITS-1
LVL.+1000
NO. OF CARS = 02 NOS

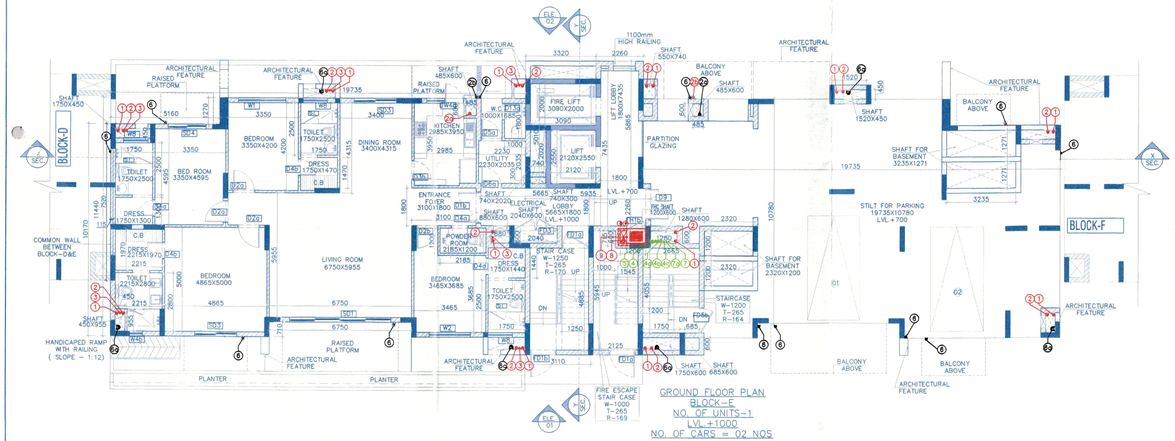

GROUND FLOOR PLAN
BLOCK-E
NO. OF UNITS-1
LVL.+1000
NO. OF CARS = 02 NOS

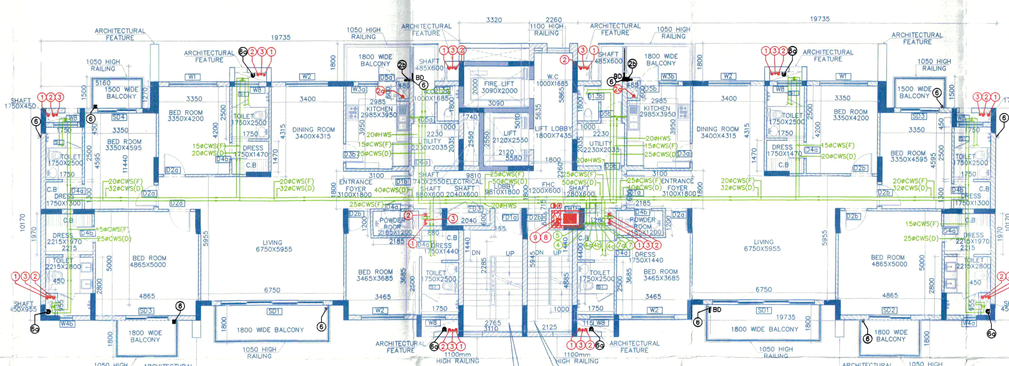

FIRST FLOOR PLAN
BLOCK-E,G & L
NO. OF UNITS-2
LVL.+4750

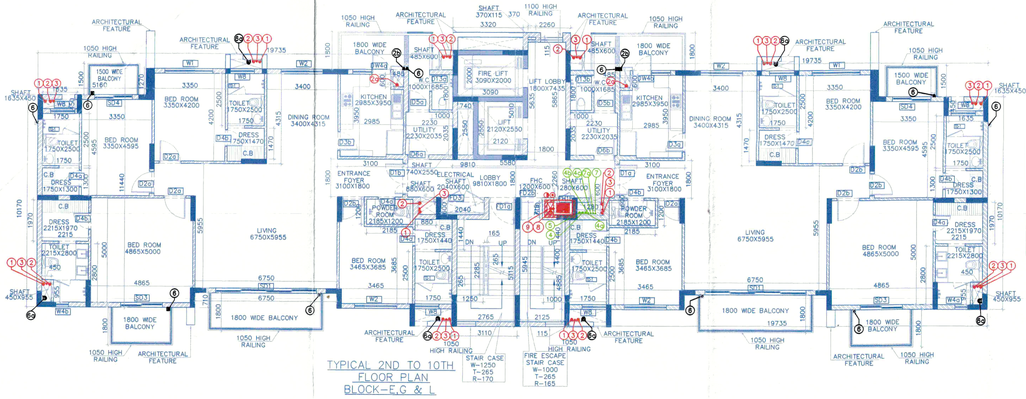

TYPICAL 2ND TO 10TH FLOOR PLAN
BLOCK-E,G & L

(BLOCK-E,G & L)		
TYPICAL FLOOR	LVL.	UNITS
2nd	+8050	2
3rd	+11350	2
4th	+14650	2
5th	+17950	2
6th	+21250	2
7th	+24550	2
8th	+27850	2
9th	+31150	2
10th	+34450	2
TOTAL UNITS		18

DOOR WINDOW SCHEDULE (WOODEN)								
DOOR SCHEDULE								
SR. NO.	LEGEND	LOCATION	LINTEL HT.	CILL HT.	(WIDTH)Rough Opening(R.O)	(WIDTH)Finished Opening(F.O)	HEIGHT(R.H)	HEIGHT(F.H)	OPENING (SQ.m)
1	D1a	APPT. ENTRANCE	2400	0	1500	1470	2400	2385	3.600
2	D1b	APPT. ENTRANCE	2400	0	1500	1470	2400	2385	3.600
3	D2a	BEDROOM	2150	0	1050	1020	2150	2135	2.258
4	D2b	BEDROOM	2150	0	1050	1020	2150	2135	2.258
5	D3a	KIT.& SERVANT	2150	0	900	870	2150	2135	1.935
6	D3b	KIT.& SERVANT	2150	0	900	870	2150	2135	1.935
7	D4a	TOILET / DRESS	2150	0	800	770	2150	2135	1.720
8	D4b	TOILET / DRESS	2150	0	800	770	2150	2135	1.720
9	D5a	KITCHEN BALC.	2150	0	1000	970	2150	2135	2.150
10	D5b	KITCHEN BALC.	2150	0	1000	970	2150	2135	2.150
11	D7	PENTH.ENTRANCE	2400	0	1800	1770	2400	2385	4.320
12	D12a	BEDROOM	2400	0	1200	1170	2400	2385	2.880
13	D12b	BEDROOM	2400	0	1200	1170	2400	2385	2.880
FIRE DOORS(BLOCKS & TOWERB)								
14	FD1a	FIRE STAIRCASE	2150	0	1250	1220	2150	2120	2.688
15	FD1b	FIRE STAIRCASE	2150	0	1250	1220	2150	2120	2.688
16	FD2a	FIRE STAIRCASE	2150	0	1050	1020	2150	2120	2.258
17	FD2b	FIRE STAIRCASE	2150	0	1050	1020	2150	2120	2.258
18	FD3	ELECT.ROOM	2150	0	2000	1970	2150	2120	4.300
19	FD4a	FIRE STAIRCASE	2150	0	1000	970	2150	2120	2.150
20	FD5b	FIRE STAIRCASE	2150	0	1200	1170	2150	2120	2.580
21	FD6	ELECT.ROOM	2150	0	1500	1470	2150	2120	3.225
22	FH1a	FHC	2150	100	900	870	2050	2020	1.845
23	FH1b	FHC	2150	100	900	870	2050	2020	1.845
FIRE DOORS(BASEMENT)								
24	BFD1a	FIRE STAIRCASE	2150	0	1250	1220	2150	2120	2.688
25	BFD1b	FIRE STAIRCASE	2150	0	1250	1220	2150	2120	2.688
26	BFD5a	FIRE STAIRCASE	2150	0	1200	1170	2150	2120	2.580
27	BFH1a	FHC	2150	100	900	870	2050	2020	1.845
28	BFH1b	FHC	2150	100	900	870	2050	2020	0.000
DOORS(BASEMENT)								
29	BD1	ENTRANCE LOBBY	2400	0	1500	1470	2400	2385	3.600
30	BD2a	ELECT.ROOM	2150	0	1050	1020	2150	2135	2.258
31	BD2b	ELECT.ROOM	2150	0	1050	1020	2150	2135	2.258
32	BD3	MULTIPURPOSE	2150	0	1500	1470	2150	2135	3.225
33	BD4a	FAN ROOM	2150	0	1085	1055	2150	2135	2.333
34	BD4b	FAN ROOM	2150	0	1085	1055	2150	2135	2.333
35	BD5a	TOILET	2150	0	800	770	2150	2135	1.720
36	BD5b	TOILET	2150	0	800	770	2150	2135	1.720
DOORS(BASEMENT)								
37	RS1	BALANCING TANK	2500	0	2500	2470	2500	2485	6.250
38	RS2	F.F.D.G.ROOM	3000	0	3000	2970	3000	2985	9.000
39	RS3	D.G.ROOM	2100	0	3000	2970	2100	2085	6.300

DOOR WINDOW SCHEDULE (ALUMINIUM)									
DOORS SCHEDULE									
SR. NO.	LEGEND	LOCATION	LINTEL HT.	CILL HT.	(WIDTH)Rough Opening(R.O)	(WIDTH)Finished Opening(F.O)	Rough Height(R.H)	Finished Height(F.H)	OPENING (SQ.m)
1	D5a	KITCHEN BALC.	2700	0	1000	970	2700	2685	2.700
2	D5b	KITCHEN BALC.	2700	0	1000	970	2700	2685	2.700
3	D8	ENTRANCE	2700	0	1800	1770	2700	2685	4.860
4	D9	ENTRANCE	2400	0	1500	1470	2400	2385	3.600
5	D10a	KITCHEN BALC.	2700	0	900	870	2700	2685	2.430
6	D10b	KITCHEN BALC.	2700	0	900	870	2700	2685	2.430
7	D11a	SERVICE BALC.	2700	0	1050	1020	2700	2685	2.835
8	D11b	SERVICE BALC.	2700	0	1050	1020	2700	2685	2.835
9	D13a	SERVANT TOI.	2700	0	800	770	2700	2685	2.160
10	D13b	SERVANT TOI.	2700	0	800	770	2700	2685	2.160
11	SD1	LIV.ROOM	2700	0	4800	4770	2700	2685	12.960
12	SD2	M.BEDROOM	2700	0	2400	2370	2700	2685	6.480
13	SD3	M.BEDROOM	2700	0	2000	1970	2700	2685	5.400
14	SD4	BEDROOM	2700	0	1800	1770	2700	2685	4.860
15	SD5	LIV.ROOM	2700	0	3600	3570	2700	2685	9.720
16	DVt1a	MACHINE RM	2700	0, 1100	1050 +1200	2220	2700, 1600	2685, 1570	4.920
17	DVt1b	MACHINE RM	2700	0, 1100	1050 +1200	2220	2700, 1600	2685, 1570	4.920
18	DVt2a	KITCHEN	2700	0, 1100	900 +600	1470	2700, 1600	2685, 1570	3.390
19	DVt2b	KITCHEN	2700	0, 1100	900 +600	1470	2700, 1600	2685, 1570	3.390
20	DVt3b	LOBBY	2700	0, 450	1200 +600	1770	2700, 2250	2685, 2220	4.590
21	DVt4a	KITCHEN	2700	0, 1100	900 +900	1770	2700, 1600	2685, 1570	3.870
22	DVt4b	KITCHEN	2700	0, 1100	900 +900	1770	2700, 1600	2685, 1570	3.870
WINDOW SCHEDULE									
SR. NO.	LEGEND	LOCATION	LINTEL HT.	CILL HT.	(WIDTH)Rough Opening(R.O)	Finished Opening(F.O)	HEIGHT(R.H)	HEIGHT(F.H)	OPENING (SQ.m)
23	W1	LIVING/DINING	2700	450	2265	2235	2250	2220	5.096
24	W2	M.BEDROOM	2700	450	2000	1970	2250	2220	4.500
25	W5a	KITCHEN	2700	1100	600	570	1600	1570	0.960
26	W5b	KITCHEN	2700	1100	600	570	1600	1570	0.960
27	W4a	TOILET	2700	450	600	570	2250	2220	1.350
28	W4b	TOILET	2700	450	600	570	2250	2220	1.350
29	W5a	TOILET	2700	1100	600(AS/SITE)	570	1600	1570	0.960
30	W5b	TOILET	2700	1100	600(AS/SITE)	570	1600	1570	0.960
31	W6	LIV.ROOM	2700	450	3600	3570	2250	2220	8.100
32	W7	LIV.ROOM	2700	450	1550	1470	2250	2220	3.375
33	W8	TOILET	2150	1100	1150	1120	1050	1020	1.208
34	W9	G.F.LOBBY	2700	1100	1200	1170	1600	1570	1.920
35	W10	G.F.LOBBY	2700	450	1200	1170	2250	2220	2.700
36	W11	STAIRCASE	2700	450	1085	1055	2250	2220	2.441
37	W12	LOBBY	2700	450	1800	1770	2250	2220	4.050
38	W13	BEDROOM	2700	450	900	870	2250	2220	2.025
39	W14a	BEDROOM	2700	450	750	720	2250	2220	1.688
40	W14b	BEDROOM	2700	450	750	720	2250	2220	1.688
41	W15	LIV.ROOM	2700	450	5250	5220	2250	2220	11.813
42	W16	BEDROOM/LIVING	2700	450	2400	2370	2250	2220	5.400
43	V-01	POWDER ROOM	2700	2100	500	470	600	570	0.300
GLAZED DOOR WINDOW SCHEDULE									
SR. NO.	LEGEND	LOCATION	LINTEL HT.	CILL HT.	(WIDTH)Rough Opening(R.O)	Finished Opening(F.O)	HEIGHT(R.H)	HEIGHT(F.H)	OPENING (SQ.m)
44	GL-01	ENT.LOBBY	3000	0	4250	4220	3000	2970	12.750
45	GL-02	ENT.LOBBY	3000	450	2000	1970	2550	2520	5.100
46	GL-03	ENT.LOBBY	3000	0	5700	5670	3000	2970	17.100
47	GL-04	ENT.LOBBY	3000	450	2500	2470	2550	2520	6.375
48	GL-05	ENT.LOBBY	3000	450	2000	1970	2550	2520	5.100
49	GL-06	ENT.LOBBY	3000	0	3600	3570	3000	2970	10.800
50	GL-07	ENT.LOBBY	3000	450	3000	2770	2550	2520	7.650
51	GL-08	ENT.LOBBY	3000	450	1450	1420	2550	2520	3.698
52	GL-09	ENT.LOBBY	3000	450	1915	1885	2550	2520	4.883

Note :-

1. BUILDING WILL BE DESIGNED (STRUCTURES) AS PER RELEVENT IS CODES FOR EARTH QUAKE RESISTANCE.
2. TOILETS WILL NATURAL VENTILATION WILL HAVE MECHANICAL VENTILATION

LEGEND: –

LEGEND FOR VERTICAL PIPES:-	
1	100Ø SOIL & VENT PIPE
2	100Ø WASTE & VENT PIPE
3	100Ø WASTE PIPE FOR KITCHEN
4	100Ø UTILITY DRAIN PIPE
5	75Ø ANTISPYPHONAGE VENT PIPE
6	COLD WATER SUPPLY(DOMESTIC) FOR LOW ZONE
6	COLD WATER SUPPLY(DOMESTIC) FOR UPPER ZONE
6	HOT WATER SUPPLY FOR LOWER FLOOR(KITCHEN)
6	HOT WATER SUPPLY FOR UPPER FLOOR(KITCHEN)
6	COLD WATER SUPPLY(FLUSHING)
6	75Ø BALCONY RAIN WATER PIPE
6	150Ø RAIN WATER PIPE
7	50Ø DOMESTIC WATER RISER
7	40Ø FLUSHING WATER RISER
8	150Ø M.S FIRE PIPE
9	80Ø M.S DRAIN PIPE
10	150Ø M.S SPRINKLER RISER
FHC	FIRE HOSE CABINET

Project:

PROPOSED BUILDING PLAN OF GROUP HOUSING MEASURING 10.43125 ACRES (LICENCE NO. 65 OF 2013 DATED 20-07-2013) & (LICENCE NO. 119 OF 2012 DATED 06.12.2012) IN SECTOR-99, GURGAON MANESAR URBAN COMPLEX BEING DEVELOPED BY PLANET EARTH ESTATES PVT. LTD.

Associate Architects

RSMS ARCHITECTS

RSMS ARCHITECTS PVT. LTD.
69,Nora Niwas Bhawani Kunj
(Behind D2), Vasant Kunj,
New Delhi-110070.
Tel.:011-26898616,26898617
www.rsms-arch.com

Checked and found ok (Internal) Services and formwork. Sign: Date: 12/5/14
Executive Engineer (HQ) NDPL, Pitampura

T.P.(HQ) Member Secretary B.P.C.
S.T.P.(G) Member B.P.C.
Chief Town Planner (Hq) Chairman B.P.C.

ARCHITECT'S SEAL & SIGNATURE

OWNER'S SEAL & SIGNATURE

For Planet Earth Estates Pvt. Ltd.
Authorised Signatory

DECEMBER.2013 | Scale : 1:100 | N

Drawing Title:- GROUND TO 10TH FLOOR

Drawing No:- BE-01

BLOCK-E,G & L

VATIKA – SOVEREIGN PARK