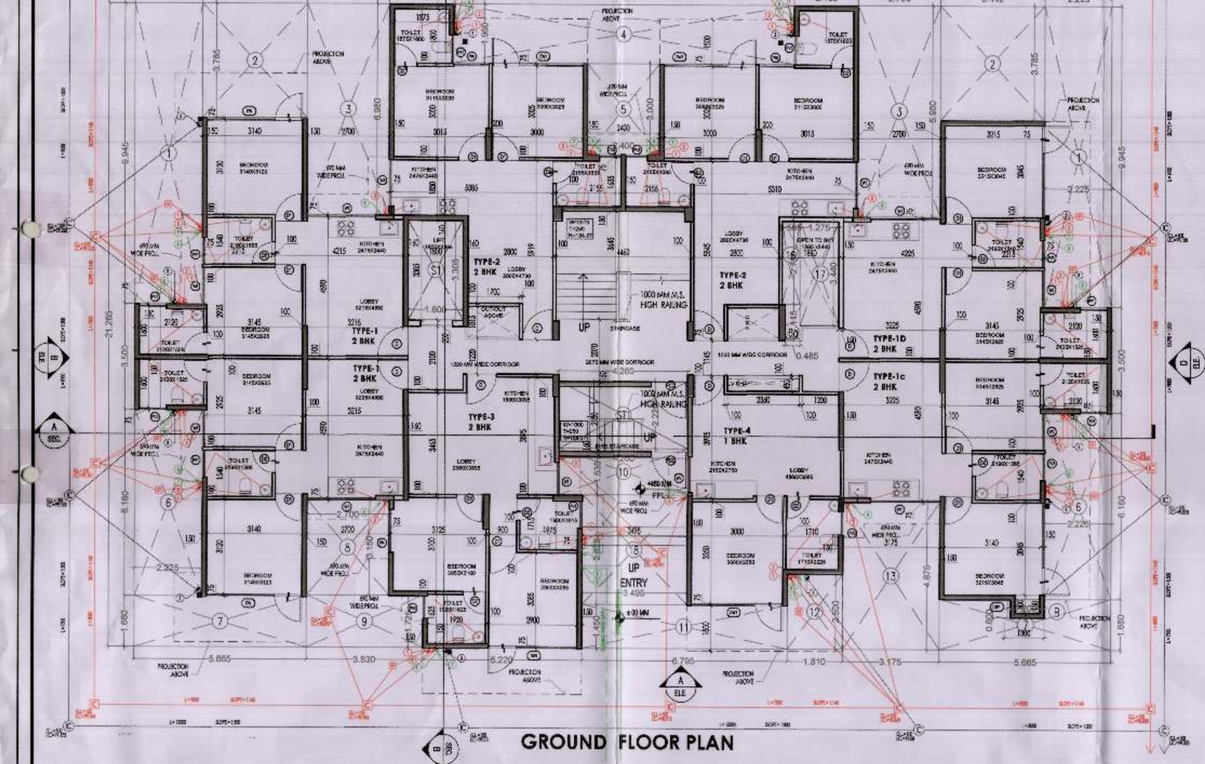

GROUND FLOOR PLAN

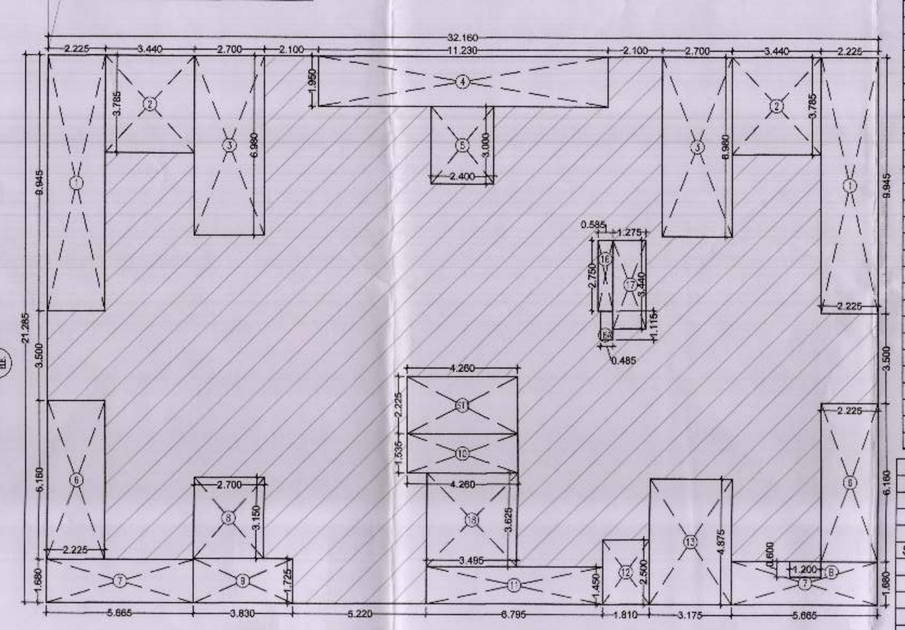

AREA DIAGRAM FOR F.A.R CALCULATION FOR GROUND FLOOR

B	1.2	X	0.6	X	1	X	1	=	0.72	RECTANGLE
TOTAL AREA (A)								=	685.246	

DEDUCTIONS

S.NO	LENGTH (MT.)		BREATH (MT.)		HEIGHT (MT.)		NOS.		AREA (SQ.MT)	REMARKS
1	2.225	X	9.945	X	1	X	2	=	44.255	RECTANGLE
2	3.440	X	3.785	X	1	X	2	=	26.041	RECTANGLE
3	2.700	X	6.980	X	1	X	2	=	37.692	RECTANGLE
4	11.230	X	1.950	X	1	X	1	=	21.899	RECTANGLE
5	2.400	X	3.000	X	1	X	1	=	7.200	RECTANGLE
6	6.160	X	2.225	X	1	X	2	=	27.412	RECTANGLE
7	5.665	X	1.680	X	1	X	2	=	19.034	RECTANGLE
8	2.700	X	3.150	X	1	X	1	=	8.505	RECTANGLE
9	3.830	X	1.725	X	1	X	1	=	6.607	RECTANGLE
10	4.260	X	1.535	X	1	X	1	=	6.539	RECTANGLE
11	6.795	X	1.450	X	1	X	1	=	9.853	RECTANGLE
12	1.810	X	2.500	X	1	X	1	=	4.525	RECTANGLE
13	3.175	X	4.875	X	1	X	1	=	15.478	RECTANGLE
14	1.700	X	1.015	X	1	X	1	=	1.726	RECTANGLE
15	0.585	X	2.750	X	1	X	1	=	1.609	RECTANGLE
16A	0.485	X	1.115	X	1	X	1	=	0.541	RECTANGLE
17	1.275	X	3.440	X	1	X	1	=	4.386	RECTANGLE
18	3.495	X	3.625	X	1	X	1	=	12.669	RECTANGLE
ST1	4.260	X	2.225	X	1	X	1	=	9.479	RECTANGLE
AREA (B)								=	263.723	SQ.M

F.A.R ACHIEVED

AREA (A)	-	AREA (B)	=	F.A.R	SQ.M
685.246		263.723		421.523	SQ.M

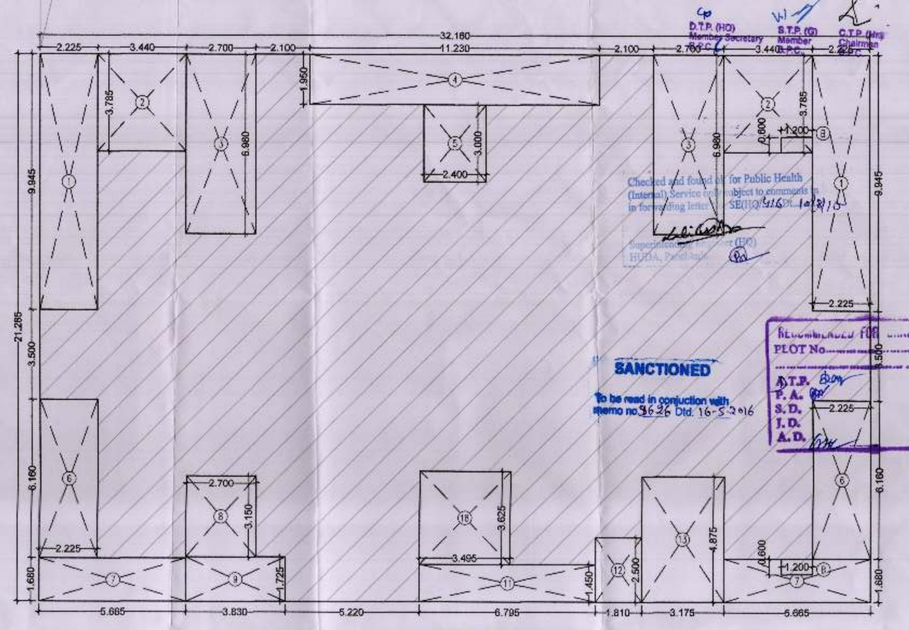

AREA DIAGRAM FOR COVERED AREA CALCULATION

COVERED AREA CALCULATION

A	32.16	X	21.285	X	1	X	1	=	684.526	RECTANGLE
B	1.2	X	0.6	X	1	X	1	=	0.72	RECTANGLE
TOTAL AREA (A)								=	685.246	

DEDUCTIONS

S.NO	LENGTH (MT.)		BREATH (MT.)		HEIGHT (MT.)		NOS.		AREA (SQ.MT)	REMARKS
1	2.225	X	9.945	X	1	X	2	=	44.255	RECTANGLE
2	3.440	X	3.785	X	1	X	2	=	26.041	RECTANGLE
3	2.700	X	6.980	X	1	X	2	=	37.692	RECTANGLE
4	11.230	X	1.950	X	1	X	1	=	21.899	RECTANGLE
5	2.400	X	3.000	X	1	X	1	=	7.200	RECTANGLE
6	6.160	X	2.225	X	1	X	2	=	27.412	RECTANGLE
7	5.665	X	1.680	X	1	X	2	=	19.034	RECTANGLE
8	2.700	X	3.150	X	1	X	1	=	8.505	RECTANGLE
9	3.830	X	1.725	X	1	X	1	=	6.607	RECTANGLE
11	6.795	X	1.450	X	1	X	1	=	9.853	RECTANGLE
12	1.810	X	2.500	X	1	X	1	=	4.525	RECTANGLE
13	3.175	X	4.875	X	1	X	1	=	15.478	RECTANGLE
18	3.495	X	3.625	X	1	X	1	=	12.669	RECTANGLE
AREA (B)								=	241.170	SQ.M

COVERED AREA ACHIEVED

AREA (A)	-	AREA (B)	=	F.A.R	SQ.M
685.246		241.170		444.076	SQ.M

F.A.R CALCULATION AT TYPICAL FLOOR

A	32.16	X	21.285	X	1	X	1	=	684.526	RECTANGLE
B	0.6	X	1.2	X	1	X	1	=	0.72	
TOTAL AREA (A)								=	685.246	

DEDUCTIONS

S.NO	LENGTH (MT.)		BREATH (MT.)		HEIGHT (MT.)		NOS.		AREA (SQ.MT)	REMARKS
1	2.225	X	9.945	X	1	X	2	=	44.255	RECTANGLE
2	3.440	X	3.785	X	1	X	2	=	26.041	RECTANGLE
3	2.700	X	6.980	X	1	X	2	=	37.692	RECTANGLE
4	11.230	X	1.950	X	1	X	1	=	21.899	RECTANGLE
5	2.400	X	3.000	X	1	X	1	=	7.200	RECTANGLE
6	6.160	X	2.225	X	1	X	2	=	27.412	RECTANGLE
7	5.665	X	1.680	X	1	X	2	=	19.034	RECTANGLE
8	2.700	X	3.150	X	1	X	1	=	8.505	RECTANGLE
9	3.830	X	1.725	X	1	X	1	=	6.607	RECTANGLE
10	4.260	X	1.535	X	1	X	1	=	6.539	RECTANGLE
11	6.795	X	1.450	X	1	X	1	=	9.853	RECTANGLE
12	1.810	X	2.500	X	1	X	1	=	4.525	RECTANGLE
13	3.175	X	4.875	X	1	X	1	=	15.478	RECTANGLE
14	1.700	X	1.015	X	1	X	1	=	1.726	RECTANGLE
16	0.585	X	2.750	X	1	X	1	=	1.609	RECTANGLE
16A	0.485	X	1.115	X	1	X	1	=	0.541	RECTANGLE
17	1.275	X	3.440	X	1	X	1	=	4.386	RECTANGLE
18	3.495	X	3.625	X	1	X	1	=	12.669	RECTANGLE
19	0.470	X	1.650	X	1	X	1	=	0.776	RECTANGLE
S1	1.800	X	3.305	X	1	X	1	=	5.949	RECTANGLE
S2	1.700	X	1.015	X	1	X	1	=	1.726	RECTANGLE
S3	2.360	X	0.430	X	1	X	1	=	1.015	RECTANGLE
ST1	4.260	X	2.225	X	1	X	1	=	9.479	RECTANGLE
AREA (B)								=	274.913	SQ.M

F.A.R ACHIEVED

AREA (A)	-	AREA (B)	=	F.A.R	SQ.M
685.246		274.913		410.332	SQ.M

	MANHOLE FOR SEWERAGE
	MANHOLE FOR SEWERAGE
G.L	GROUND LEVEL
I.L.	INVERT LEVEL
C.L	CONNECTION LEVEL
M.	METRE
L	LENGTH
B.F.V.	BUTTER FLY VALVE
C.V.	CHECK/NON-RETURN VALVE

LEGEND

1	150 MM Ø SWP
2	100 MM Ø WVP
3	150 MM Ø RWP
4	50 MM Ø GIP UP D.W.S
5	50 MM Ø GIP UP F.W.S
6	40 MM Ø GIP DN D.W.S
7	40 MM Ø GIP DN F.W.S
8	200 MM Ø RCC MAIN SEWER PIPE
9	300 MM Ø RCC RAIN WATER PIPE
10	DOMESTIC WATER SUPPLY
11	FLUSHING WATER SUPPLY
12	HOT WATER SUPPLY

JOINERY DETAIL

DESCRIPTION	WIDTH	HEIGHT	SILL	LINTL
D	1000	2400	-	-
D1	900	2400	-	-
D2	750	2400	-	-
DW	3140	2400	-	-
DW1	3000	2650	-	-
W	2750	2650	900	2375
W1	2250	1050	1050	2100
W2	1525	1050	1050	2100
W3	1225	2225	150	2375
W4	1700	1475	900	2375
PV1	900	1150	1225	2375
PV2	725	1150	1225	2375

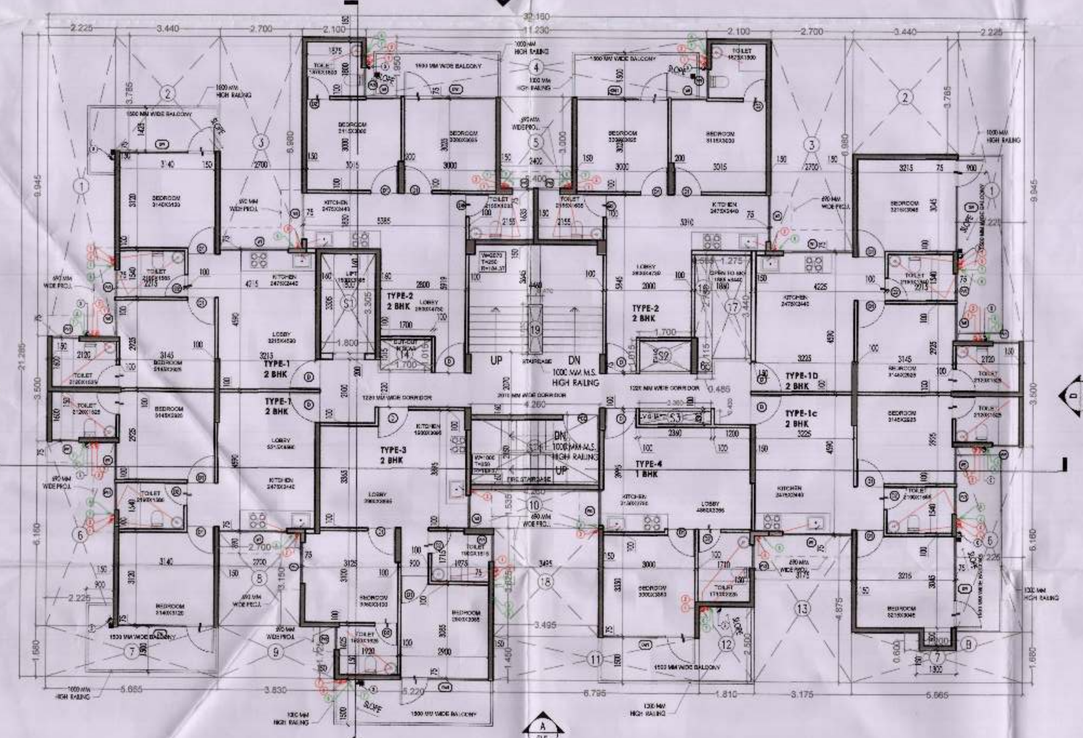

TYPICAL FLOOR PLAN (FIRST TO FOURTEENTH)

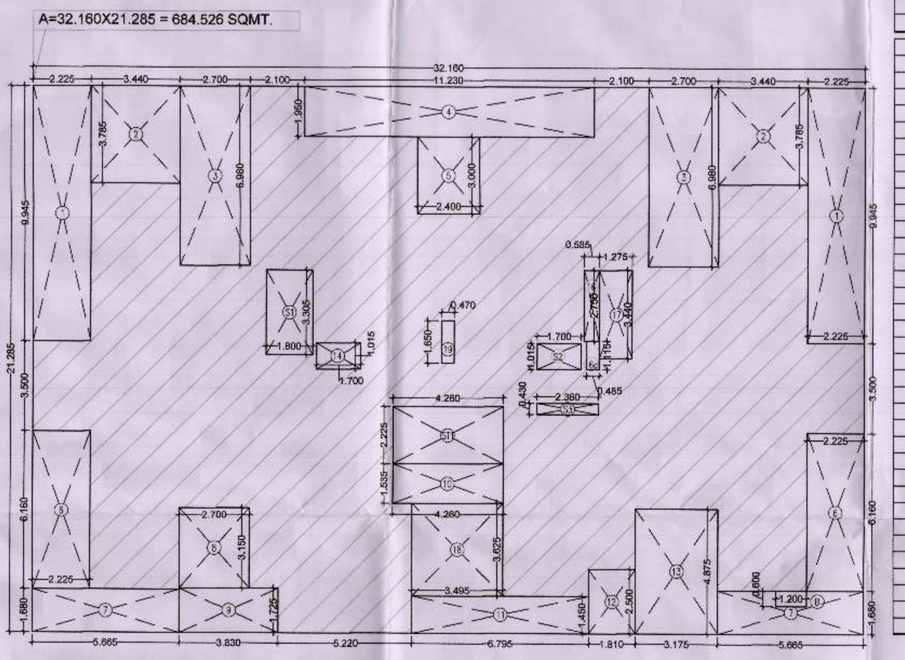

AREA DIAGRAM FOR F.A.R CALCULATION FOR TYPICAL FLOOR (FIRST TO FOURTEENTH FLOOR)

UNIT PLAN TYPE-1D - 2 BHK

UNIT TYPE - TYPE 1D

ROOMS	CARPET AREA (IN M) X-axis	Y-axis	SQM	AREA SQM	TOTAL ROOM AREA SQFT
LOBBY	3.315	1.000	3.315	16.257	174.992
	3.225	2.025	6.531		
	3.175	1.490	4.731		
	2.250	0.075	0.169		
	1.050	1.440	1.512		
BEDROOM	0.900	3.245	2.921	9.970	107.314
	2.315	3.045	7.049		
	2.240	0.790	1.770		
TOILET	2.140	0.790	1.691	3.528	37.972
	0.075	0.900	0.068		
TOILET	2.220	0.750	1.665	3.376	36.334
	2.120	0.775	1.643		
	0.900	0.075	0.068		
BEDROOM	0.900	3.025	2.723	9.375	100.911
	2.245	2.925	6.567		
	0.07	1.225	0.086		
TOTAL AREA				42.505	457.522

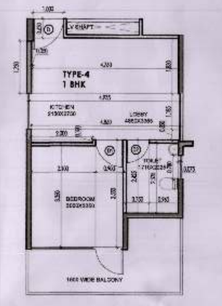

UNIT PLAN TYPE-4- 1 BHK

UNIT TYPE - TYPE 4

ROOMS	CARPET AREA (IN M) X-axis	Y-axis	SQM	AREA SQM	TOTAL ROOM AREA SQFT
LOBBY	1.000	0.630	0.630	17.176	184.585
	0.050	1.730	0.087		
	4.760	1.830	8.711		
	4.935	1.185	5.848		
	4.950	0.350	1.701		
	2.000	0.100	0.200		
BEDROOM	0.900	3.550	3.195	10.230	110.116
	2.100	3.350	7.035		
TOILET	0.750	2.425	1.819	4.109	44.232
	0.990	2.325	2.232		
	0.075	0.780	0.059		
TOTAL AREA				31.516	339.233

UNIT PLAN TYPE-1 -2 BHK

UNIT TYPE - TYPE 1

ROOMS	CARPET AREA (IN M) X-axis	Y-axis	SQM	AREA SQM	TOTAL ROOM AREA SQFT
LOBBY	3.325	1.000	3.325	16.287	175.099
	3.225	2.025	6.531		
	2.250	1.565	3.521		
	0.925	1.490	1.378		
	1.050	1.440	1.512		
BEDROOM	0.900	3.025	2.723	9.375	100.911
	2.245	1.700	3.817		
	2.315	1.225	2.836		
TOILET	2.220	0.750	1.665	3.378	36.334
	1.220	0.775	0.946		
	0.900	0.850	0.765		
	2.315	0.750	1.736		
TOILET	2.140	0.790	1.691	3.438	37.008
	0.075	0.150	0.011		
BEDROOM	0.900	3.395	3.056	10.044	108.117
	2.240	3.120	6.989		
TOTAL AREA				42.500	457.469

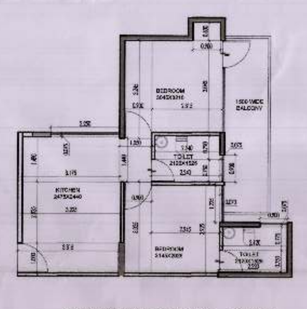

UNIT PLAN TYPE-1C - 2 BHK

UNIT TYPE - TYPE 1C

ROOMS	CARPET AREA (IN M) X-axis	Y-axis	SQM	AREA SQM	TOTAL ROOM AREA SQFT
LOBBY	3.315	1.000	3.315	16.257	174.992
	3.225	2.025	6.531		
	3.175	1.490	4.731		
	2.250	0.075	0.169		
	1.050	1.440	1.512		
BEDROOM	0.900	3.245	2.921	10.510	113.126
	0.900	0.800	0.540		
TOILET	2.240	0.790	1.770	3.528	37.972
	2.140	0.790	1.691		
	0.075	0.900	0.068		
TOILET	2.220	0.750	1.665	3.376	36.334
	2.120	0.775	1.643		
	0.900	0.075	0.068		
BEDROOM	0.900	3.025	2.723	9.375	100.911
	2.245	2.925	6.567		
	0.07	1.225	0.086		
TOTAL AREA				43.045	463.335

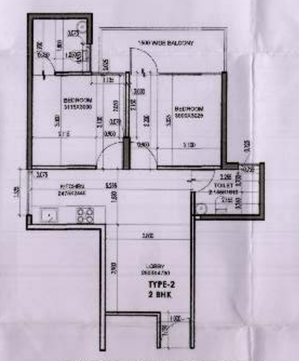

UNIT PLAN TYPE-2 -2 BHK

UNIT TYPE - TYPE 2

ROOMS	CARPET AREA (IN M) X-axis	Y-axis	SQM	AREA SQM	TOTAL ROOM AREA SQFT
LOBBY	1.000	1.190	1.190	19.004	204.564
	2.800	2.900	8.120		
	5.235	1.830	9.580		
	0.075	1.525	0.114		
BEDROOM	0.900	3.200	2.880	9.297	100.073
	2.100	3.025	6.353		
	0.030	2.150	0.065		
TOILET	0.750	2.255	1.691	3.420	36.809
	0.760	2.155	1.638		
	0.125	0.725	0.091		
TOILET	0.750	1.900	1.425	3.386	36.450
	1.050	1.800	1.890		
	0.075	0.950	0.071		
BEDROOM	2.115	3.000	6.345	9.307	100.179
	0.900	3.100	2.790		
	0.070	2.050	0.144		
	1.135	0.025	0.028		
TOTAL AREA				44.414	478.075

UNIT PLAN TYPE-3 -2 BHK

UNIT TYPE - TYPE 3

ROOMS	CARPET AREA (IN M) X-axis	Y-axis	SQM	AREA SQM	TOTAL ROOM AREA SQFT
LOBBY	1.900	3.365	6.394	19.349	208.276
	1.000	2.910	2.910		
	1.910	2.810	5.367		
	2.985	1.085	3.239		
	0.900	1.600	1.440		
BEDROOM	1.000	3.200	3.200	9.614	103.489
	2.050	3.000	6.150		
	0.075	1.425	0.107		
	0.100	1.575	0.158		
TOILET	0.750	1.730	1.298	3.255	35.037
	1.170	1.625	1.901		
	0.075	0.750	0.056		
	0.100	0.650	0.065		
TOILET	1.185	0.100	0.119	3.301	35.527
	1.975	0.900	1.778		
	1.900	0.705	1.340		
BEDROOM	0.900	3.475	3.128	9.318	100.294
	3.095	2.000	6.190		
TOTAL AREA				44.837	482.622

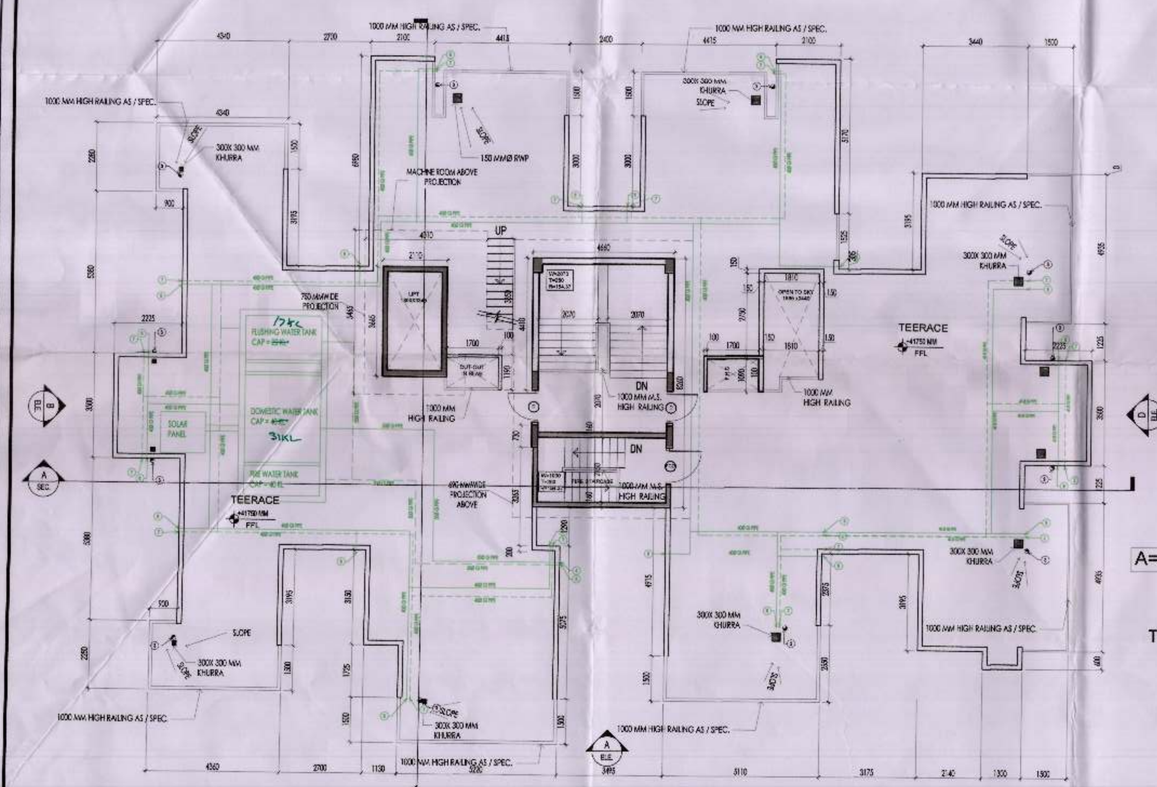

TEERACE FLOOR PLAN

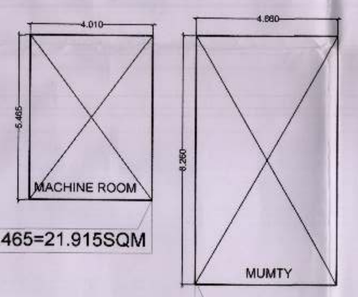

A=4.010X5.465=21.915SQM

B=4.660X8.26=38.492SQM

TOTAL COVERED AREA = A+B
=21.915+38.492 SQ.M
= 60.407 SQ.M

COVERED AREA CALCULATION OF MUMTY & MACHINE ROOM

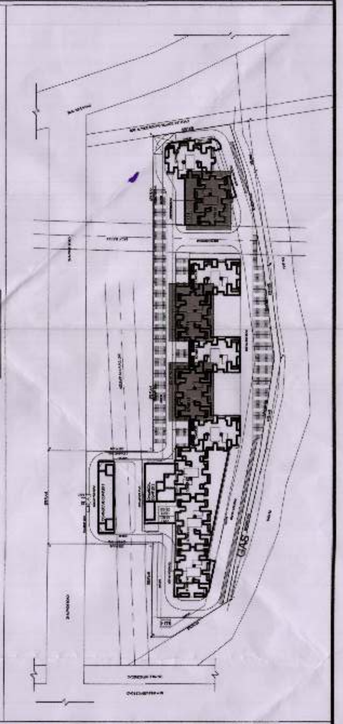

KEY PLAN

drg. title: TOWER B3, B5 & B7 (G+14) GROUND FLOOR , TYPICAL FLOOR PLAN, TEERACE PLAN ,CARPET AREA CALCULATION & AREA CALCULATION

project: REVISED AFFORDABLE GROUP HOUSING SCHEME MEASURING 6.50625 ACRES (LICENSE NO.49 OF 2014 DATED 18/06/2014) SECTOR -5 , SOHNA

client: MVN INFRASTRUCTURE PVT. LTD.

architects: GAUTAM & GAUTAM ASSOCIATES
ARCHITECTURE • URBAN PLANNING • LANDSCAPING • INTERIORS
H.O : S-484,LGF,GK-II,NEW DELHI TEL - 011-41664122-24
STUDIOS :1132 SEC-19,FARIDABAD TEL - 0129-4845461-63

ARCHITECT'S SIGNATURE:- AJAY GAUTAM (ARCHITECT) GAUTAM & GAUTAM ASSOCIATES ARCHITECTS • ENGINEERS • VALUERS S-484, Lower GF, GK-II, New Delhi-110048 CA/91/13814

OWNER SIGNATURE:- For MVN Infrastructure Pvt. Ltd. Authorised Signatory

drg. no: B3-01 scale: 1:100 date: JUL...2015