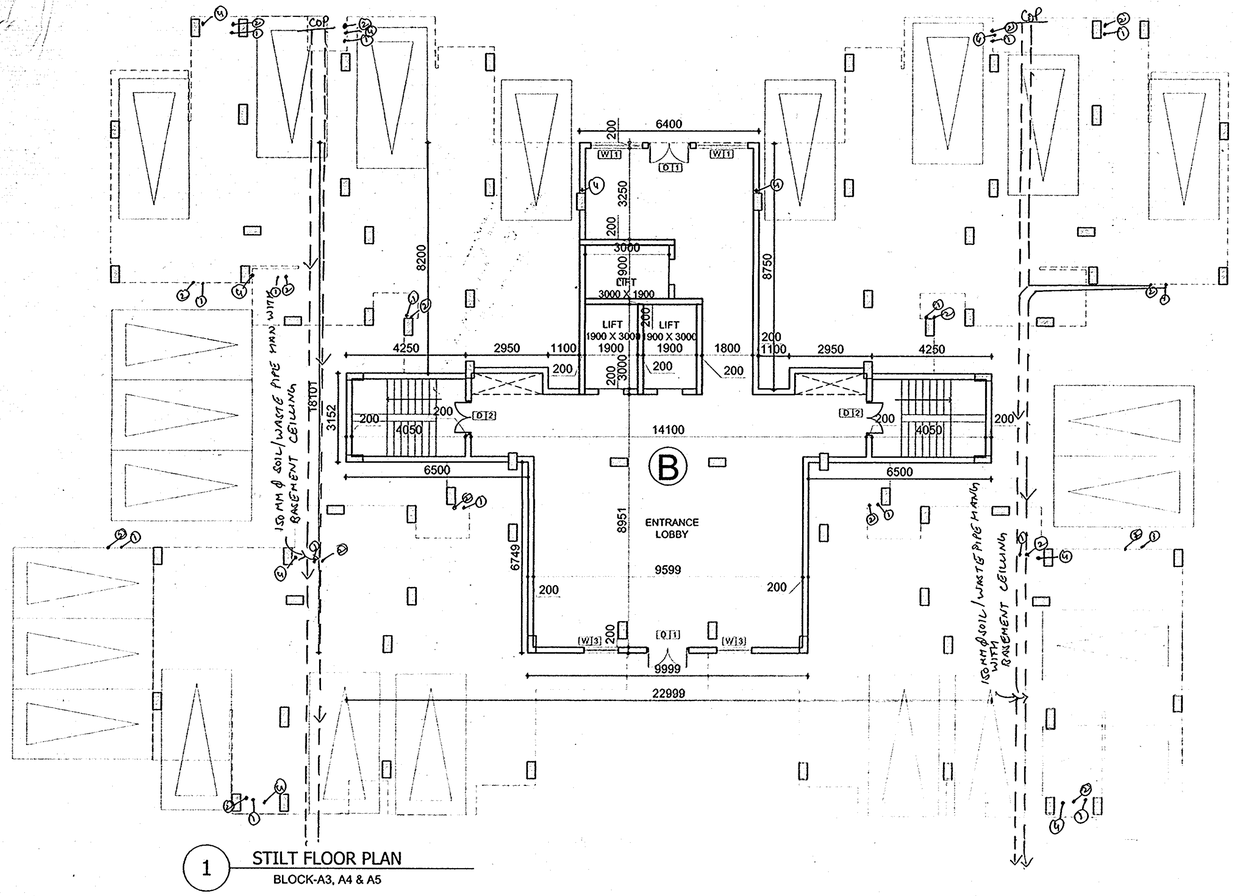

1 STILT FLOOR PLAN
BLOCK-A3, A4 & A5

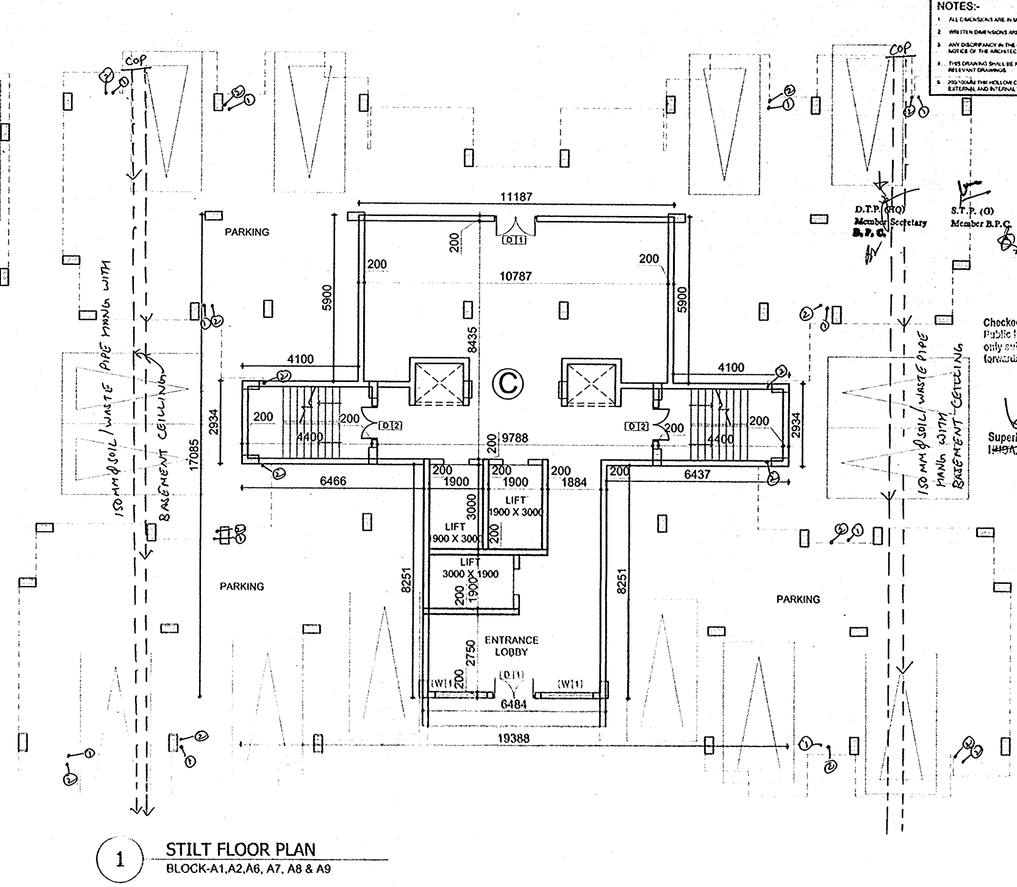

1 STILT FLOOR PLAN
BLOCK-A1,A2,A6, A7, A8 & A9

NOTES:-
1. ALL DIMENSIONS ARE IN MILLIMETERS UNLESS NOTED OTHERWISE
2. WRITTEN DIMENSIONS ARE TO BE FOLLOWED
3. ANY DISCREPANCY IN THE DRAWINGS SHALL BE BROUGHT TO THE NOTICE OF THE ARCHITECTS
4. THIS DRAWING SHALL BE READ IN CONJUNCTION WITH OTHER RELEVANT DRAWINGS
5. 250 TO 200 THK HOLLOW CONCRETE BLOCKS ARE TO BE USED FOR EXTERNAL AND INTERNAL WALLS

D.T.P. (HQ) Member Secretary B.P.C.
S.T.P. (O) Member B.P.C.
C.T.P. (Hr) Chairman B.P.C.

Checked and found ok for Public Health (Internal) Services only subject to comment. forwarding letter No.....

Superintending Engineer (HQ) HSVP, Panchkula

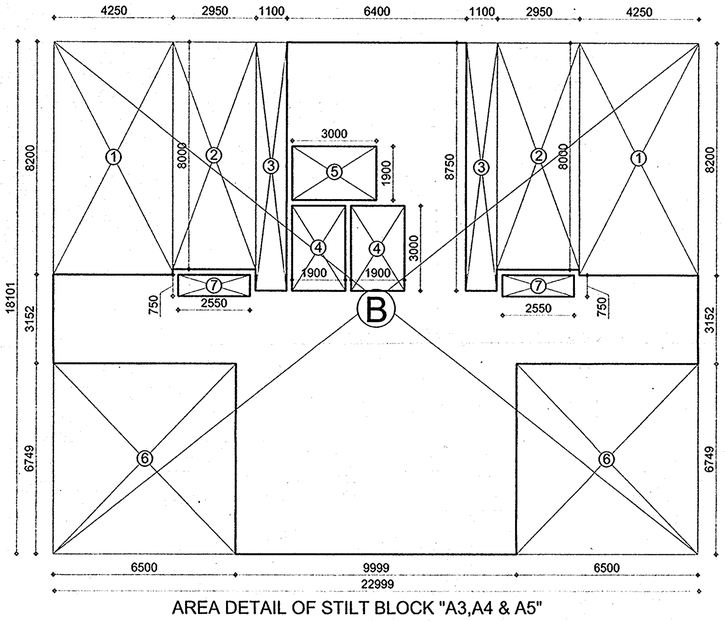

AREA DETAIL OF STILT BLOCK "A3,A4 & A5"

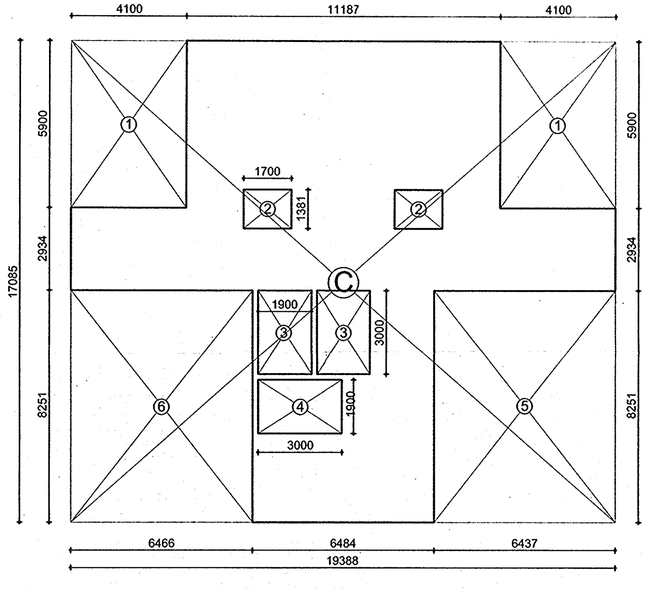

AREA DETAIL OF STILT BLOCK "A1,A2,A6,A7,A8 & A9"

AREA DETAIL OF STILT BLOCK "A1,A2,A6,A7,A8 & A9"

COVERED AREA OF "B" = 154.607 SQM
= (19.388 X 17.085) - TOTAL OF 1 TO 6
= 331.243 - 176.636 = 154.607 SQM

DETAILS OF DEDUCTION

1)	4.100 X 5.900 X 2	=	48.380	SQM
2)	1.700 X 1.381 X 2	=	4.695	SQM
3)	1.900 X 3.000 X 2	=	11.400	SQM
4)	3.000 X 1.900	=	5.700	SQM
5)	6.437 X 8.251	=	53.111	SQM
6)	6.466 X 8.251	=	53.350	SQM
	TOTAL	=	176.636	SQM

AREA DETAIL OF STILT BLOCK "A3,A4 & A5"

COVERED AREA OF "C" = 215.361 SQM
= (22.999 X 18.101) - TOTAL OF 1 TO 6
= 416.304 - 200.943 = 215.361 SQM

DETAILS OF DEDUCTION

1)	4.250 X 8.200 X 2	=	69.700	SQM
2)	2.950 X 8.000 X 2	=	47.200	SQM
3)	1.100 X 8.750 X 2	=	19.250	SQM
4)	1.900 X 3.000 X 2	=	11.400	SQM
5)	3.000 X 1.900	=	5.700	SQM
6)	6.500 X 6.749	=	43.868	SQM
7)	2.550 X 0.750 X 2	=	3.825	SQM
	TOTAL	=	200.943	SQM

DOOR SCHEDULE

S.NO	TYPE	SIZE	LOCATION	SILL	LINTEL
1.	D1	1800X2450	ENTRANCE LOBBY	00	2450
2.	D2	1200X2450	ENTRANCE LOBBY & STAIRCASE	00	2450
3.	D3	1050X2450	MAIN DOOR	00	2450
4.	D4	900X2100	BEDROOM	00	2100
5.	D5	900X2100	KITCHEN	00	2100
6.	D6	750X2100	TOILET	00	2100

WINDOW & VENTILATOR SCHEDULE

S.NO	TYPE	SIZE	LOCATION	SILL	LINTEL
1.	W1	18500X2150	ENTRANCE LOBBY	300	2450
2.	W2	1600X2150	ENTRANCE LOBBY	300	2450
3.	W3	1250X2150	ENTRANCE LOBBY	1050	2450
4.	W4	1050X2150	ENTRANCE LOBBY	1050	2450

AREA OF LOBBY AT STILT LEVEL

AREA OF LOBBY = 1573.725 SQM

DETAILS OF ADDITION

1) B (BLOCK A3 TO A5)	215.361	X 3	= 646.083	SQM
2) C (BLOCK A1,A2,A6 TO A9)	154.607	X 6	= 927.642	SQM
TOTAL			= 1573.725	SQM

Job Title : (6) EDGE TOWER RAMPRASTHA CITY SECTOR 37-D GURGAON	Title: APPROVAL OF REVISED/ ADDITIONAL BUILDING PLANS OF GROUP HOUSING SCHEME AREA MEASURING 60.511 ACERS IN SECTOR 37D, GURGAON (License No: 33 of 08)	Client : M/S S.A. INFRATECH PVT. LTD , C-10, 'C' BLOCK, VASANT VIHAR MARKET, NEW DELHI	DRAWING TITLE: STILT FLOOR PLAN BLOCK A1 TO A9	UDAY PANDE Architect-Urban Regional Planner CA/87/10856-UTP-66/25 ARCHITECT: OWNER:	SCALE: 1:100 / DWG. NO. 105	PROJECT TEAM: NUPC / DATE: 02/2011	NORTH:

N + U DESIGN STUDIO
Architecture • Project Management
Urban Planning • Product Design
B - 23 / 25, KAILASH COLONY NEW DELHI - 110048 , INDIA
Telephone : +91-11-29240512 / 13 / 14
Facsimile : +91-11-29234320
Website : www.nplus.in
E Mail : info@nplus.in

© Nivedita & Uday Pande Consultants
This drawing/design is property of Nivedita & Uday Pande Consultants. No part of this may be reproduced or implemented in any form without prior permission/writing from Architects. Any person doing so, shall be liable to criminal prosecution and civil claims for damages.