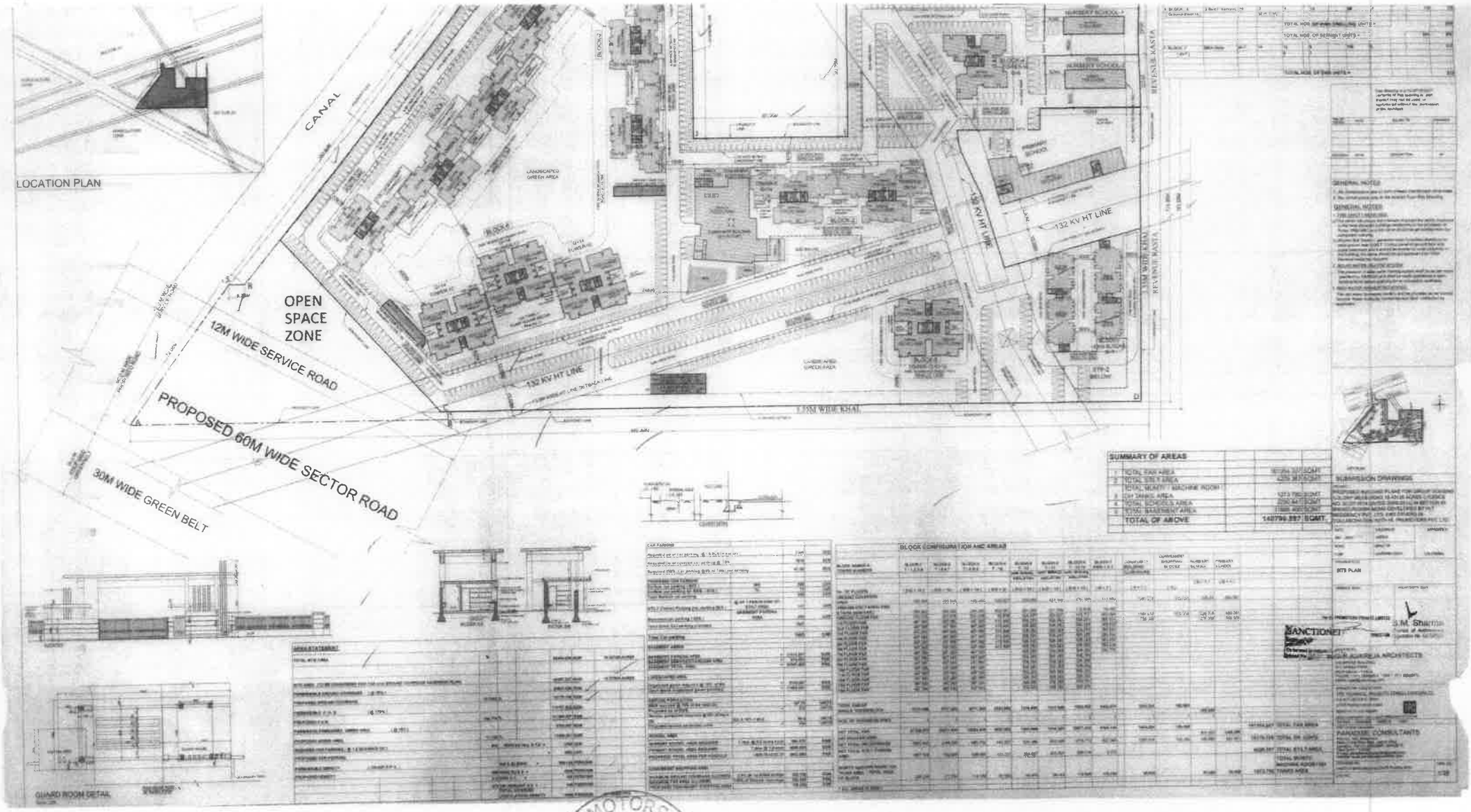
LOCATION PLAN
CANAL
OPEN SPACE ZONE
12M WIDE SERVICE ROAD
PROPOSED 60M WIDE SECTOR ROAD
30M WIDE GREEN BELT
132 KV HT LINE
132 KV HT LINE
132 KV HT LINE
12M WIDE KHAL
REVENUE RASTA
BLOCK-A
BLOCK-B
BLOCK-C
BLOCK-D
BLOCK-E
BLOCK-F
BLOCK-G
BLOCK-H
BLOCK-I
BLOCK-J
NURSERY SCHOOL
LANDSCAPED GREEN AREA
SUMMARY OF AREAS
TOTAL OF ABOVE
SUBMISSION DRAWINGS
SITE PLAN
SANCTIONED
GUARD ROOM DETAIL
BLOCK CONFIGURATION AND AREAS
AREA STATEMENT
PARADISE CONSULTANTS
HL PROMOTORS PVT. LTD.

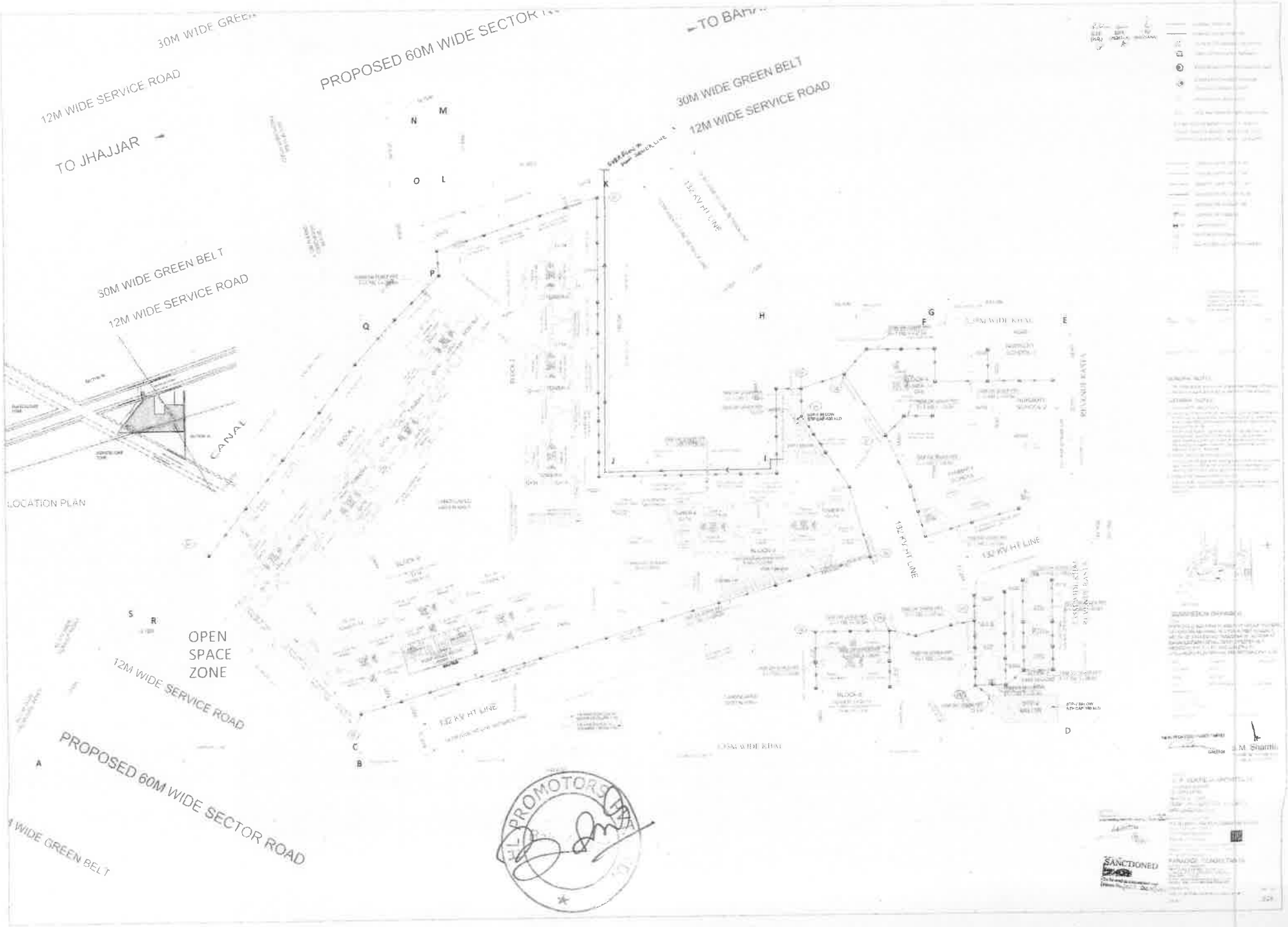
30M WIDE GREEN
PROPOSED 60M WIDE SECTOR
TO BAH
12M WIDE SERVICE ROAD
TO JHAJJAR
30M WIDE GREEN BELT
12M WIDE SERVICE ROAD
30M WIDE GREEN BELT
12M WIDE SERVICE ROAD
CANAL
LOCATION PLAN
132 KV HT LINE
132 KV HT LINE
132 KV HT LINE
OPEN
SPACE
ZONE
12M WIDE SERVICE ROAD
PROPOSED 60M WIDE SECTOR ROAD
WIDE GREEN BELT
SANCTIONED

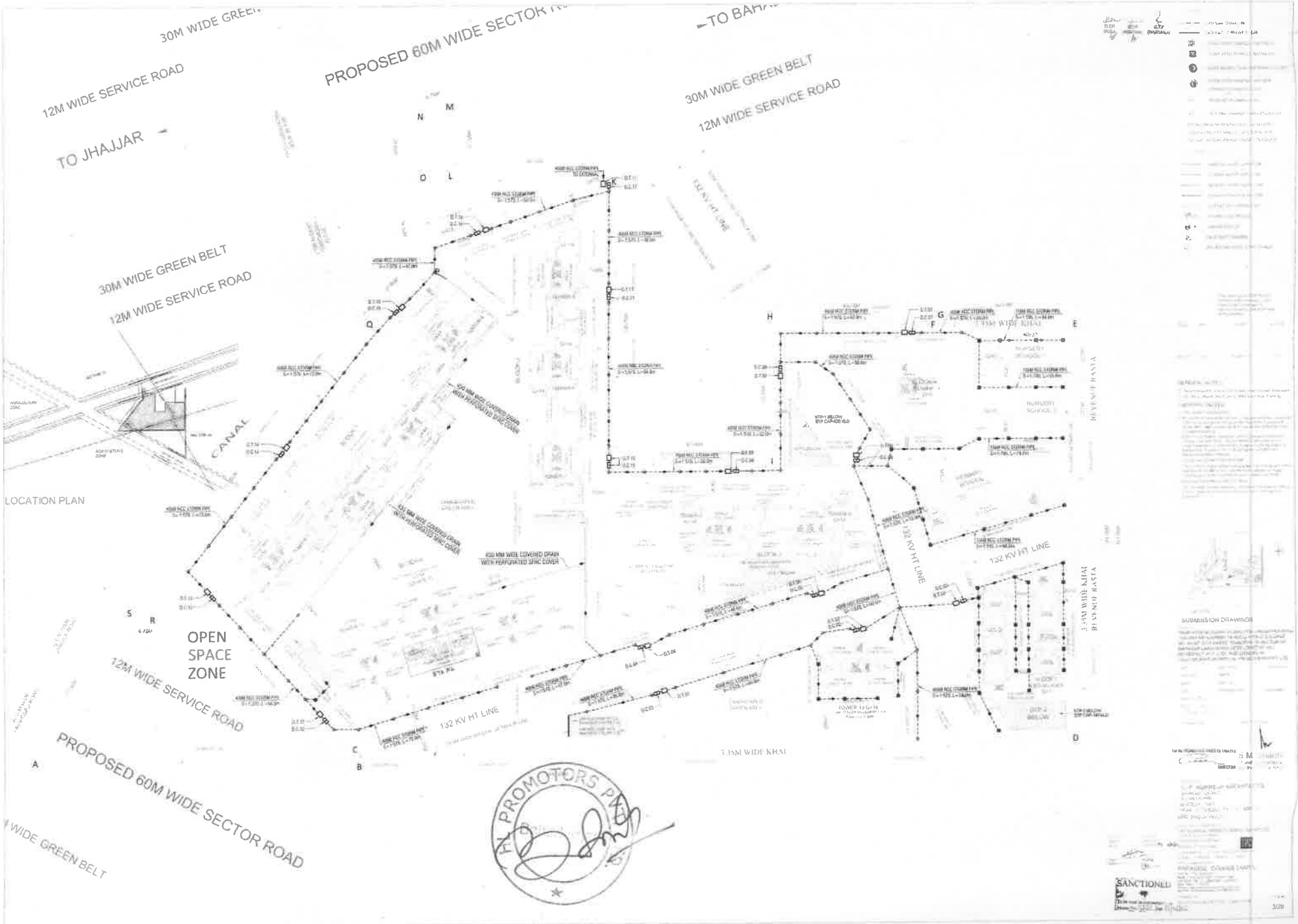
30M WIDE GREEN
PROPOSED 60M WIDE SECTOR R
TO BAHA
12M WIDE SERVICE ROAD
30M WIDE GREEN BELT
12M WIDE SERVICE ROAD
TO JHAJJAR
30M WIDE GREEN BELT
12M WIDE SERVICE ROAD
CANAL
LOCATION PLAN
OPEN SPACE ZONE
12M WIDE SERVICE ROAD
PROPOSED 60M WIDE SECTOR ROAD
WIDE GREEN BELT
132 KV HT LINE
132 KV HT LINE
132 KV HT LINE
3.15M WIDE KHAL
NURSERY SCHOOL
RIVER RASIA
SUBMISSION DRAWINGS
SANCTIONED
PROMOTORS PVT

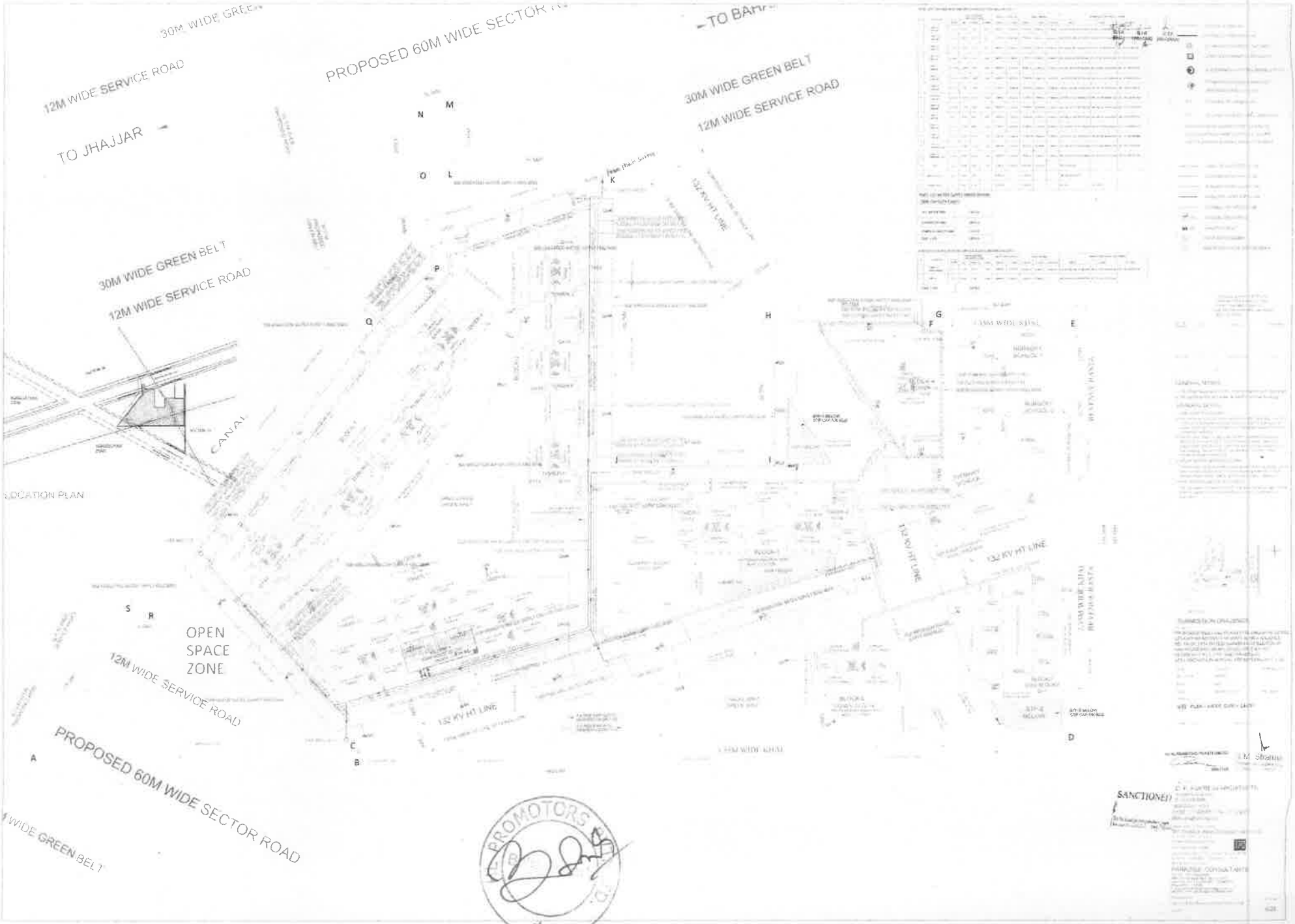
30M WIDE GREEN
PROPOSED 60M WIDE SECTOR RO
TO BAH
12M WIDE SERVICE ROAD
TO JHAJJAR
30M WIDE GREEN BELT
12M WIDE SERVICE ROAD
30M WIDE GREEN BELT
12M WIDE SERVICE ROAD
CANAL
LOCATION PLAN
132 KV HT LINE
OPEN
SPACE
ZONE
12M WIDE SERVICE ROAD
PROPOSED 60M WIDE SECTOR ROAD
WIDE GREEN BELT
SANCTIONED
PROMOTORS

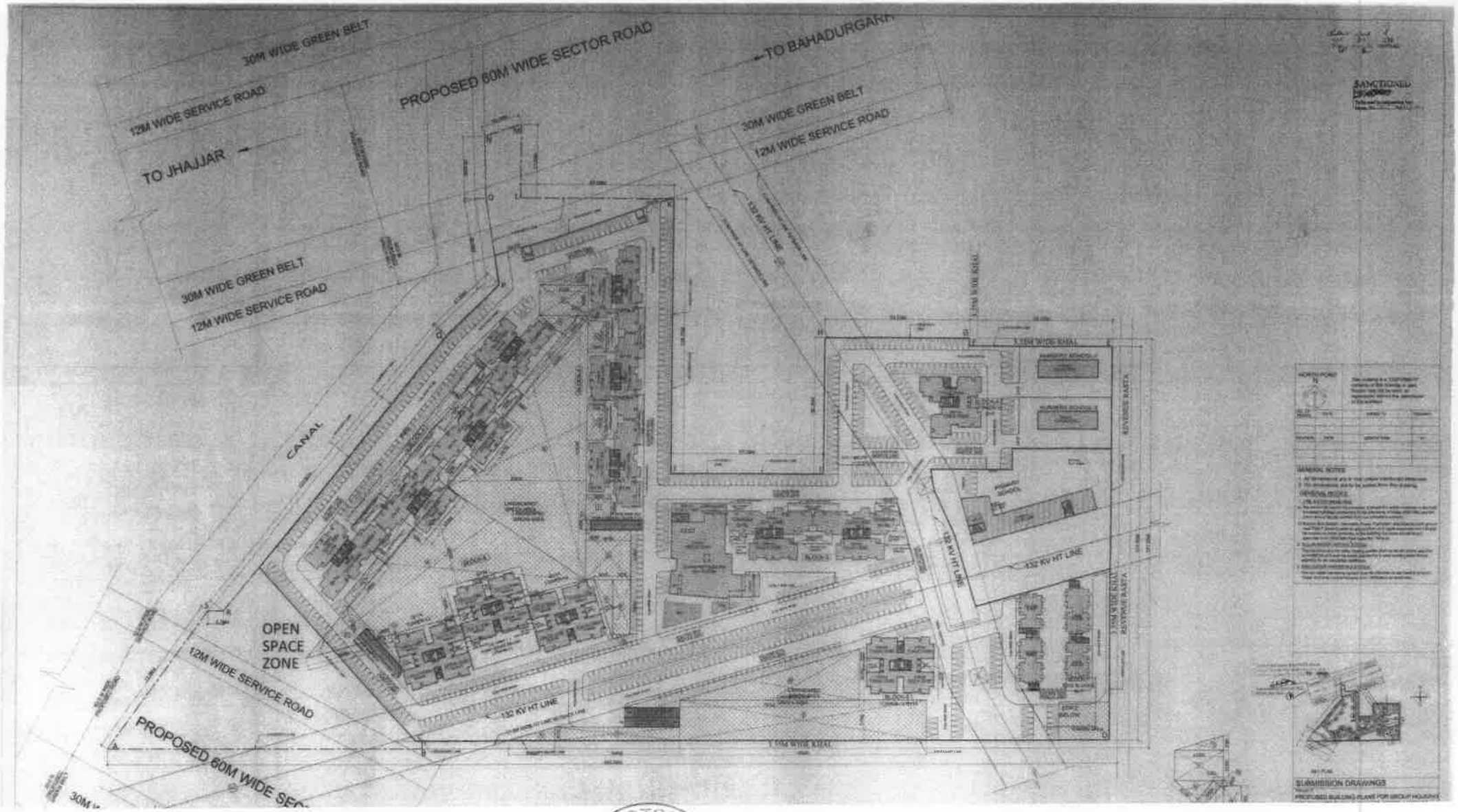


PROMOTORS PVT. LTD.

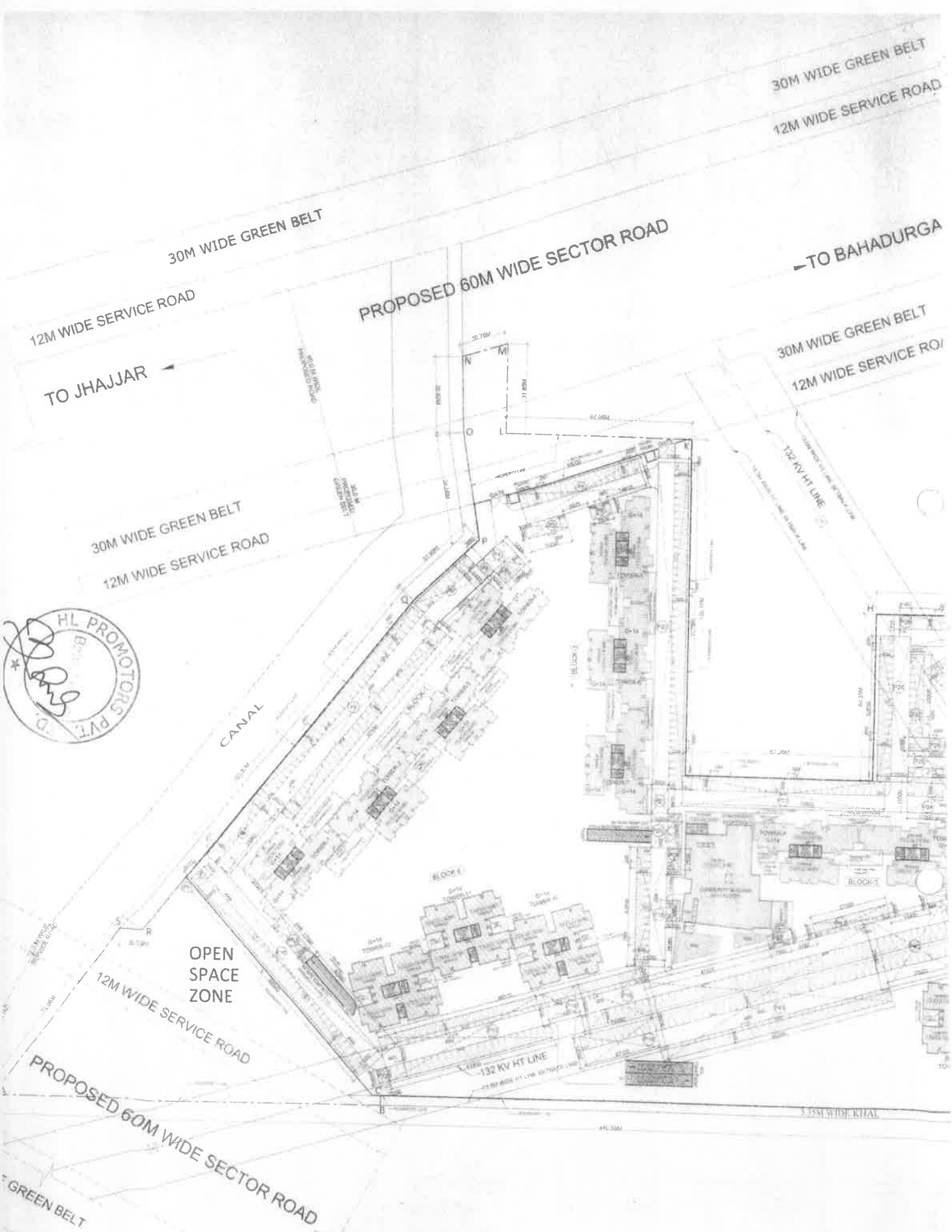
30M WIDE GREEN BELT
12M WIDE SERVICE ROAD
30M WIDE GREEN BELT
PROPOSED 60M WIDE SECTOR ROAD
TO BAHADURGA
12M WIDE SERVICE ROAD
TO JHAJJAR
30M WIDE GREEN BELT
12M WIDE SERVICE RO
30M WIDE GREEN BELT
12M WIDE SERVICE ROAD
132 KV HT LINE
CANAL
BLOCK-2
BLOCK-3
BLOCK-4
OPEN
SPACE
ZONE
12M WIDE SERVICE ROAD
132 KV HT LINE
PROPOSED 60M WIDE SECTOR ROAD
3.35M WIDE KHAL
GREEN BELT

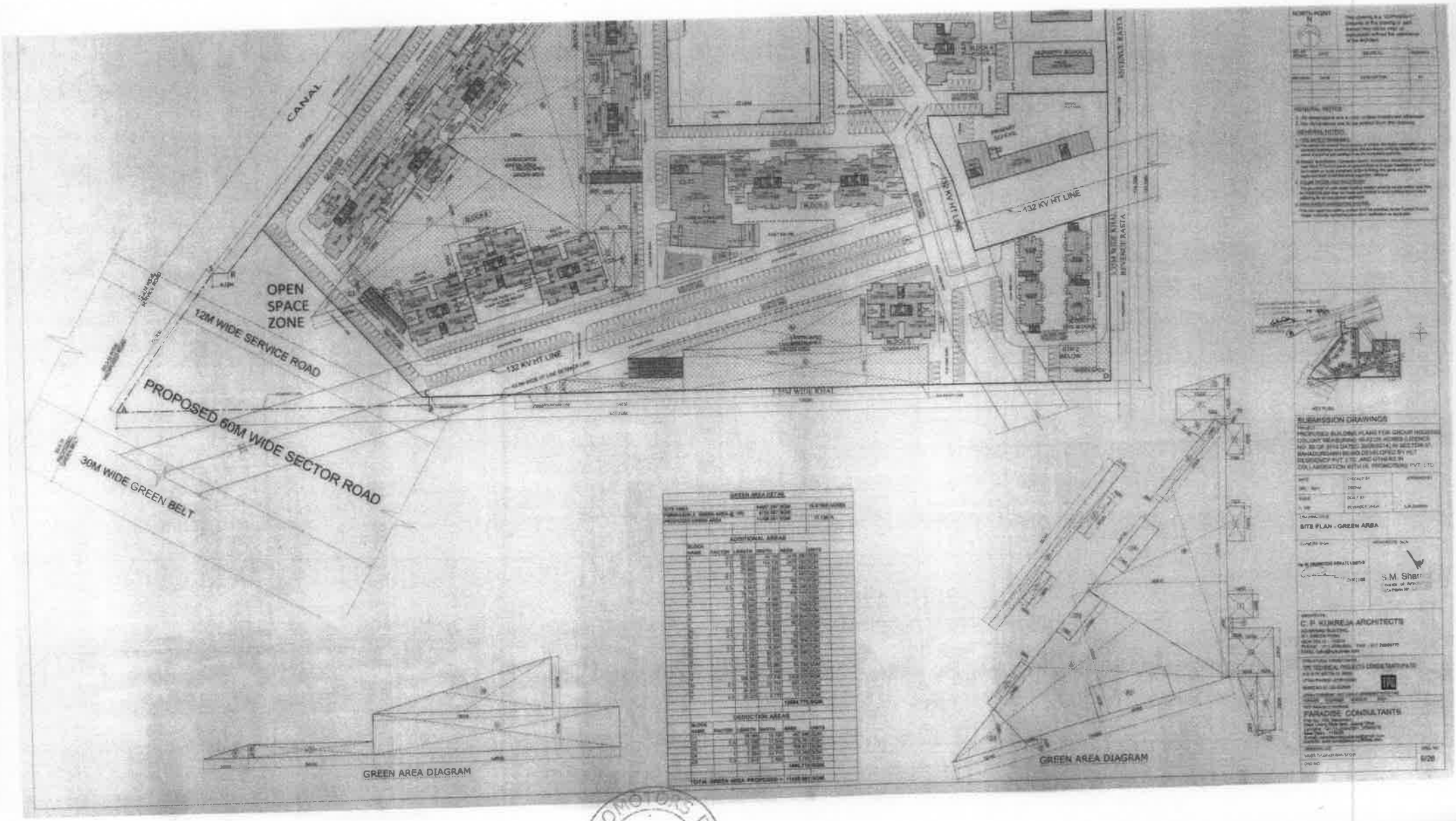
CANAL
OPEN SPACE ZONE
12M WIDE SERVICE ROAD
PROPOSED 60M WIDE SECTOR ROAD
30M WIDE GREEN BELT
132 KV HT LINE
132 KV HT LINE
GREEN AREA DIAGRAM
GREEN AREA DIAGRAM
SUBMISSION DRAWINGS
SITE PLAN - GREEN AREA
C. P. KUNREJA ARCHITECTS
PARADISE CONSULTANTS

M WIDE GREEN BELT

M WIDE SERVICE ROAD

HL PROMOTORS PVT.

TO BAHADURGARH

OM WIDE GREEN BELT

12M WIDE SERVICE ROAD

132 KV HT LINE

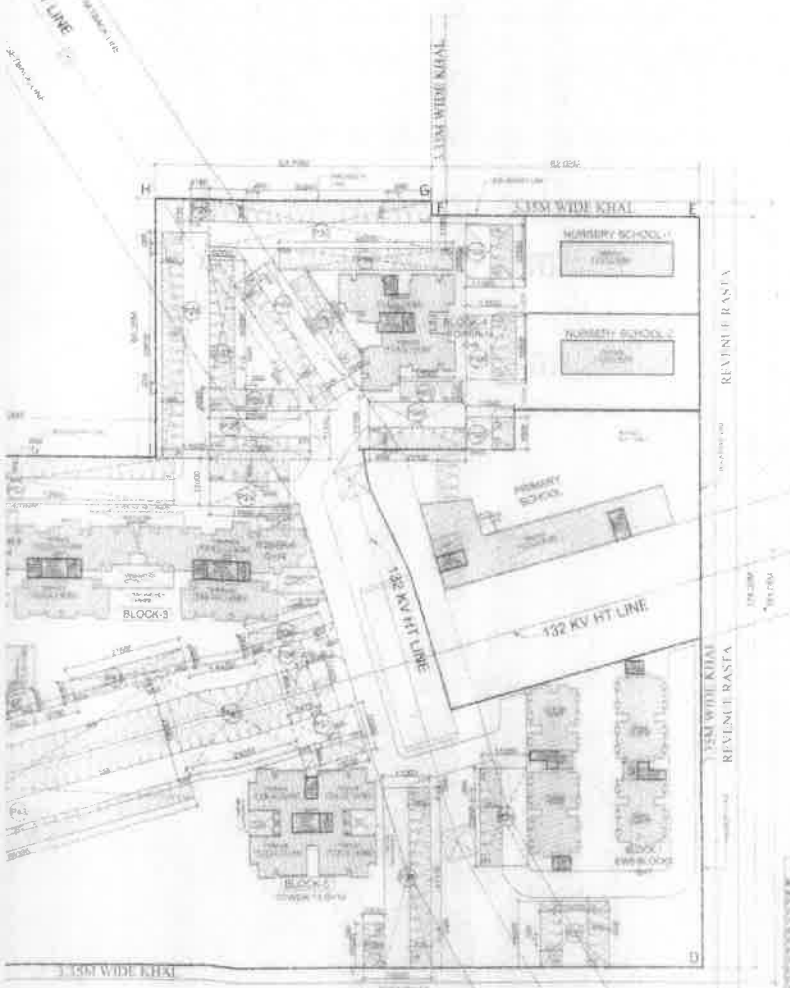


This drawing is a "COPYRIGHT" contents of this drawing in part thereof may not be used or reproduced within / the permission of the Architect

GENERAL NOTES

1. All dimensions are in mm unless mentioned otherwise

GENERAL NOTES

SUBMISSION DRAWINGS

PROPOSED BUILDING PLANS FOR GROUP HOUSING COLONY DEVELOPING RESIDENTIAL COLONY NO. 80 OF 2010 DATED 05/05/2010 IN SECTOR-2 BAHADURGARH VILLAGE DEULI, DISTRICT MCT BY M/S HL PROMOTORS PVT. LTD. AND OTHERS IN COLLABORATION WITH HL PROMOTORS PVT. LTD.

SITE PLAN - PARKING & PARKING AREA CALCULATION

E. M. SHARMA

C. P. KUKREJA ARCHITECTS

PARADIGM CONSULTANTS

SURVEY OF PARKING AREA DETAIL

| BLOCK NAME | NOS. OF BLOCK | ENGLISH | WIDTH | AREA | LENGTH | NOS. OF CARS |
|---|---|---|---|---|---|---|
| [illegible] | [illegible] | [illegible] | [illegible] | [illegible] | [illegible] | [illegible] |

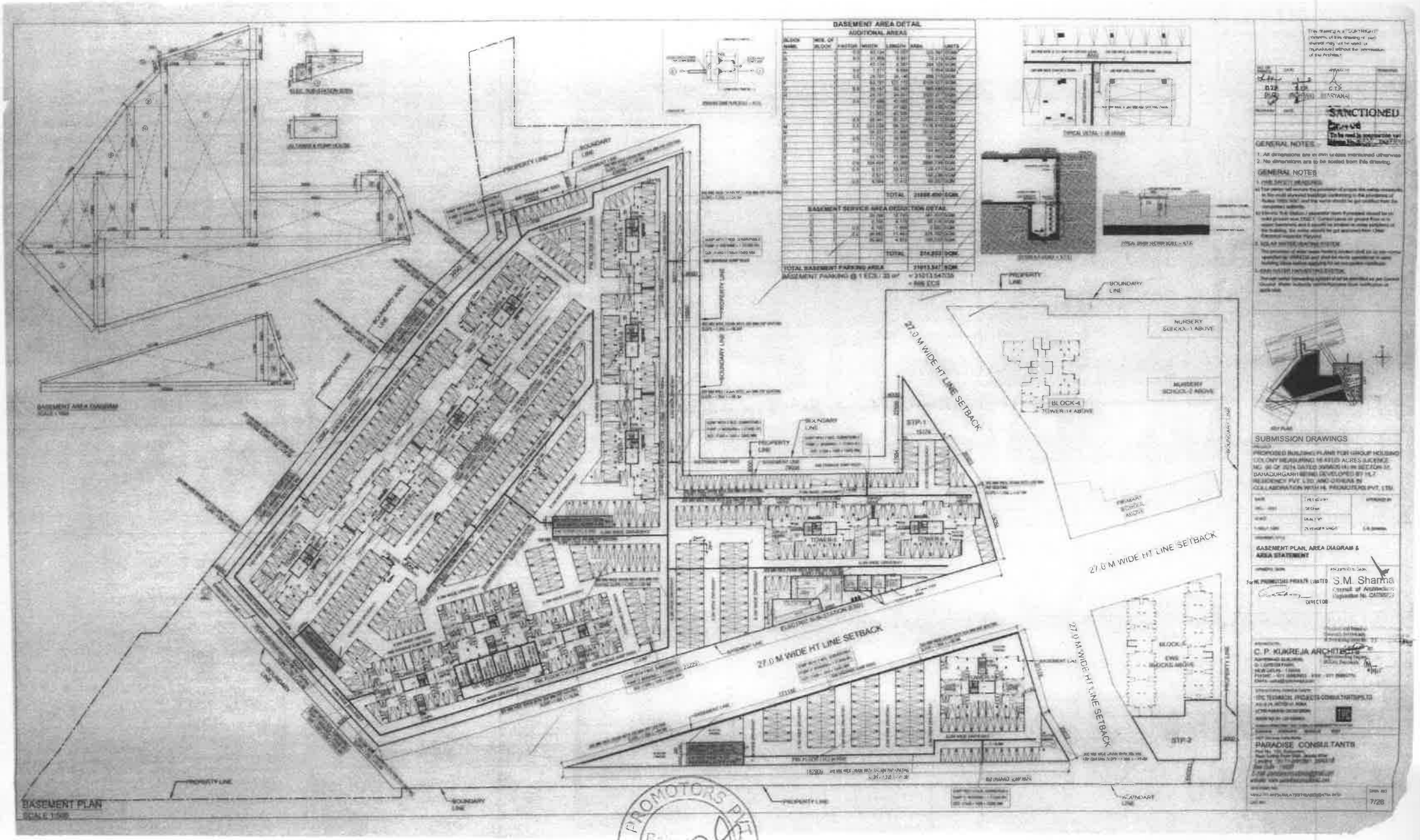
BASEMENT AREA DETAIL
ADDITIONAL AREAS
BASEMENT SERVICE AREA DEDUCTION DETAIL
TOTAL BASEMENT PARKING AREA
BASEMENT PARKING @ 1 ECS / 35 m²
BASEMENT AREA DIAGRAM
BASEMENT PLAN
SCALE 1:500
PROPERTY LINE
BOUNDARY LINE
27.0 M WIDE HT LINE SETBACK
BLOCK-4
TOWER-14 ABOVE
NURSERY SCHOOL-1 ABOVE
NURSERY SCHOOL-2 ABOVE
PRIMARY SCHOOL ABOVE
BLOCK-5
ONE BLOCKS ABOVE
STP-1
STP-2
SANCTIONED
GENERAL NOTES
1. All dimensions are in mm unless mentioned otherwise
2. No dimensions are to be scaled from this drawing.
SUBMISSION DRAWINGS
PROPOSED BUILDING PLANS FOR GROUP HOUSING COLONY MEASURING 16.41125 ACRES (LICENCE NO. 96 OF 2014 DATED 09/06/14) IN SECTOR 37, BAHADURGARH BEING DEVELOPED BY HLF RESIDENCY PVT. LTD. AND OTHERS IN COLLABORATION WITH M. PROMOTERS PVT. LTD.
BASEMENT PLAN, AREA DIAGRAM & AREA STATEMENT
For M. PROMOTERS PRIVATE LIMITED
DIRECTOR
S.M. Sharma
Council of Architects
C. P. KUKREJA ARCHITECTS
TEC TERMICH PROJECTS CONSULTANTS (P) LTD.
PARADISE CONSULTANTS
7/28

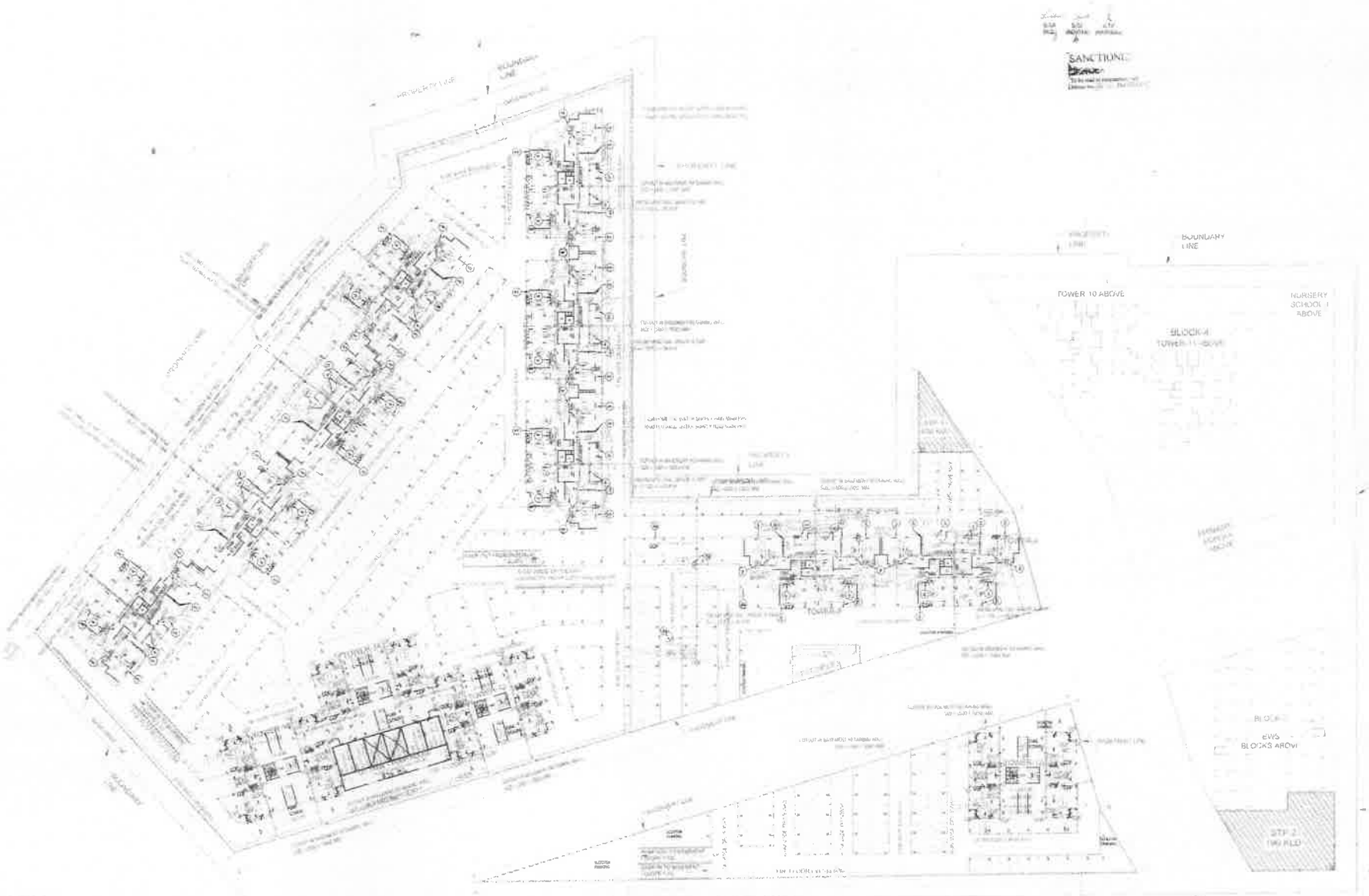


BASEMENT PLAN
SCALE 1:600

GENERAL NOTES

SUBMISSION DRAWINGS

BASEMENT PLAN
CEILING LAYOUT

C. P. KUKREJA ARCHITECTS

PARADISE CONSULTANTS

M. PROMOTORS PVT. LTD.

| | | | | | | | |
|---|---|---|---|---|---|---|---|
| | | | | | | | |
| | | | | | | | |
| | | | | | | | |



ELEVATION - 1

SUBMISSION DRAWINGS

BLOCK- 1,2 & 3
TOWERS T-1, T-2, T-3, T-4, T-5, T-6, T-7, T-8 & T-9
( GROUND / STILT +14 FLOORS )

ELEVATION-1

M. SHARMA
Consulting Architect
Registered Architect

C. P. KUKREJA ARCHITECTS

TECHNICAL PROJECTS CONSULTANTS PVT. LTD.

PARADISE CONSULTANTS

11/20

HONDA MOTORS PVT. LTD.

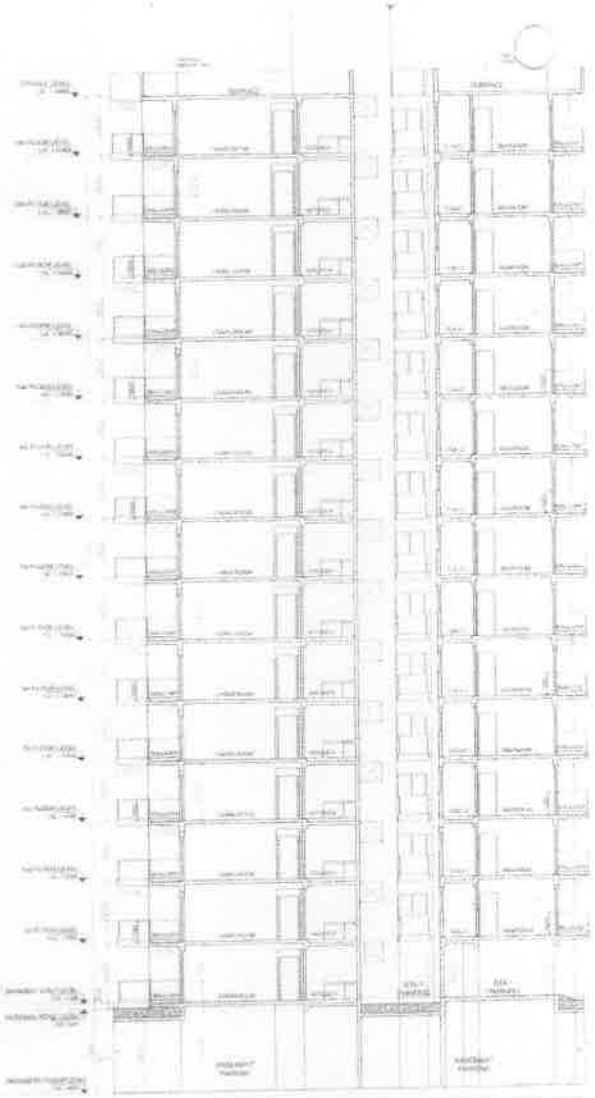

SECTION -AA



SECTION -BB

GENERAL NOTES

SUBMISSION DRAWINGS

BLOCK- 1,2 & 3
TOWERS T-1, T-2, T-3, T-4, T-5, T-7, T-8 & T-9
( GROUND + STILT +14 FLOORS )

SECTIONS- AA & BB

C. F. KLAUER JR ARCHITECTS

PARADISE CONSULTANTS

12/09

PROMOTOR

ELEVATION - 1

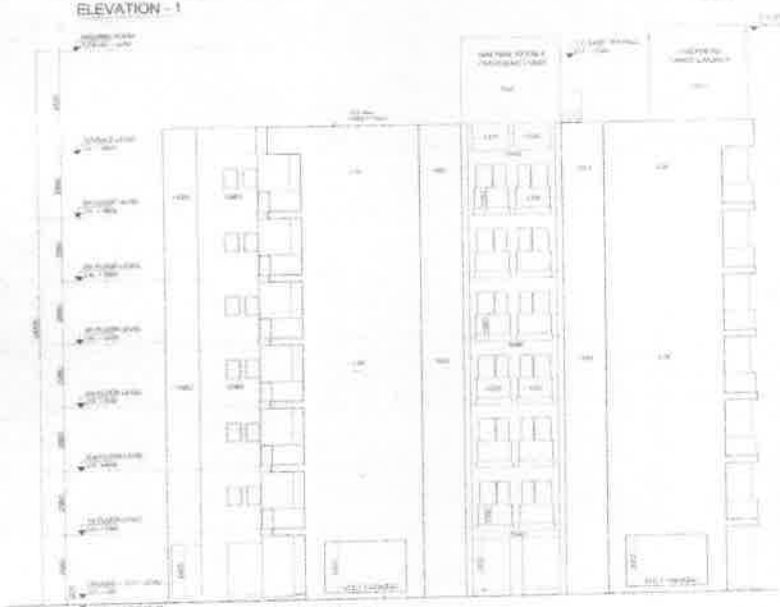

ELEVATION - 2

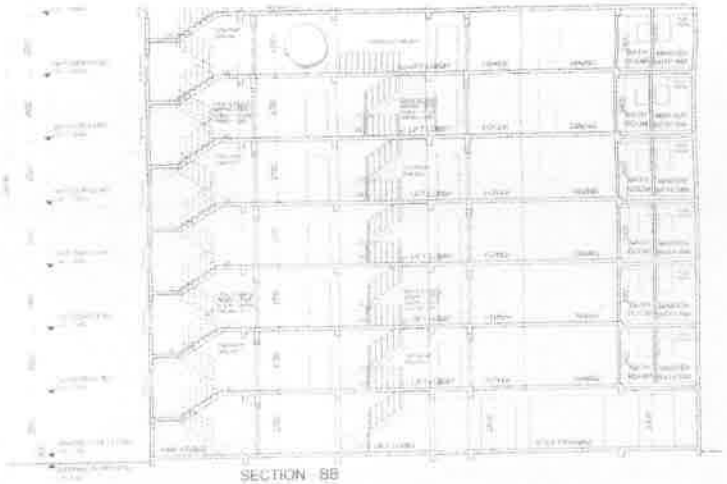

SECTION - BB

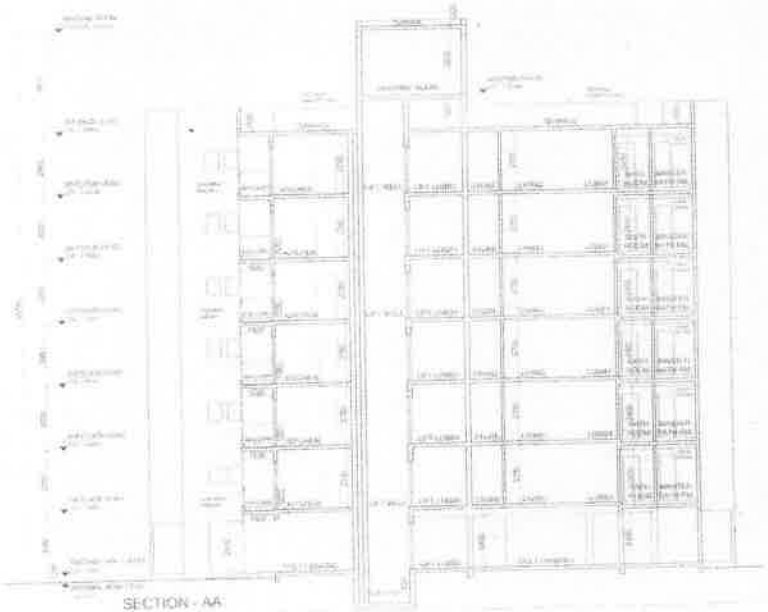

SECTION - AA

GENERAL NOTES

SUBMISSION DRAWINGS

PROPOSED HOUSING PLANS FOR GROUP HOUSING COLONY MEASURING 16 KNOS 8 GMS 6 KTCHOS VIDE NO. 93 OF 2014 DATED 23/06/2014 IN SECTOR 70, GURUGRAM BEING DEVELOPED BY M/S ARGENCY PVT. LTD. AND OTHERS IN COLLABORATION WITH M/S PARADISE PVT. LTD.

BLOCK - 4 ( TOWER T-14 )
( GROUND / STILT +8 FLOORS )

ELEVATIONS - 1 & 2 AND SECTIONS - AA & BB

S. M. SHARMA
Council of Architects
Registration No. CA/90/1128

C. P. KUKREJA ARCHITECTS

TPC TECHNICAL PROJECTS CONSULTANCY PVT. LTD.

TPC

PARADISE CONSULTANTS

15/08

VL PROMOTORS PVT. LTD.

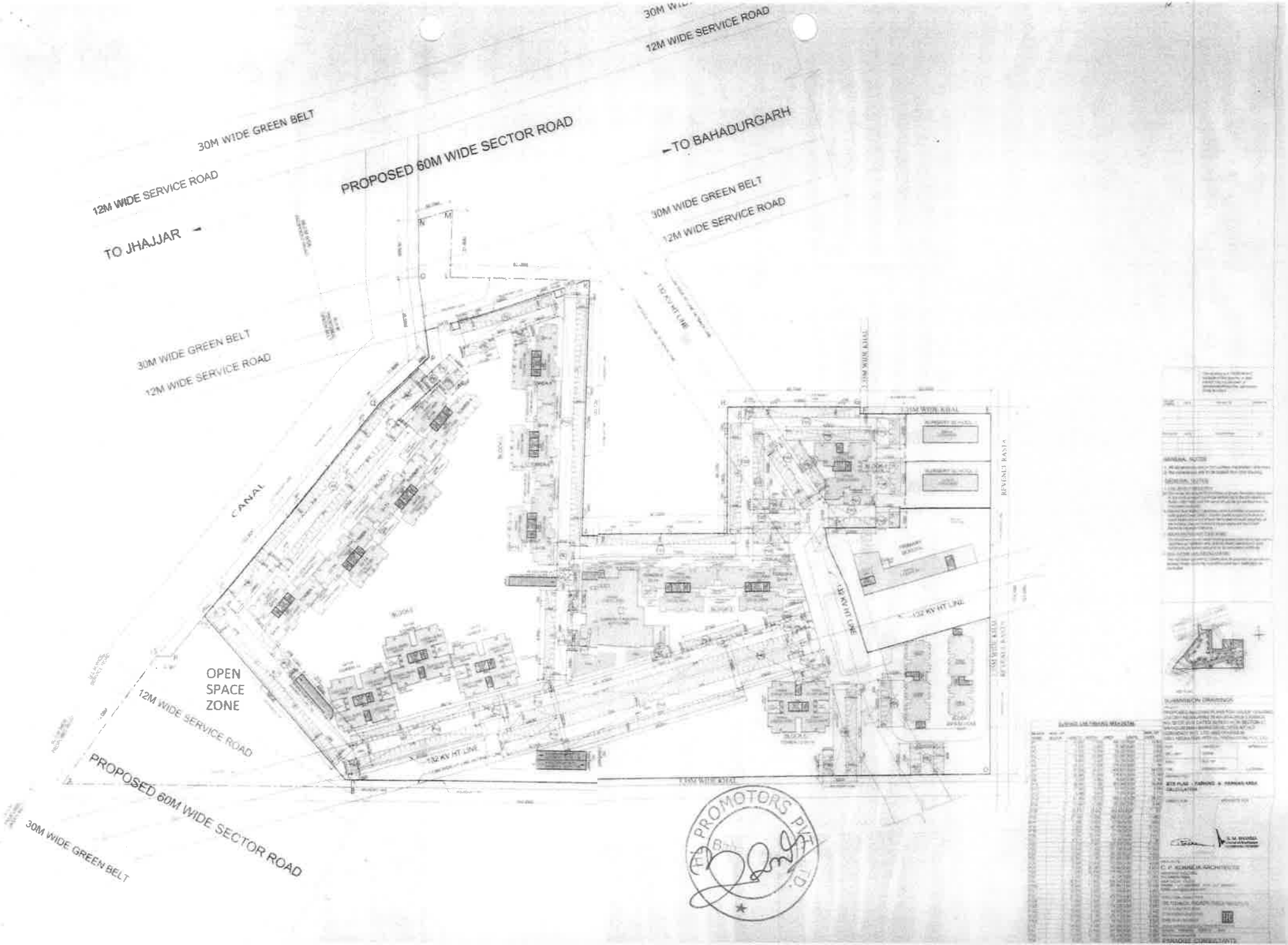
30M WIDE GREEN BELT
12M WIDE SERVICE ROAD
PROPOSED 60M WIDE SECTOR ROAD
TO BAHADURGARH
TO JHAJJAR
30M WIDE GREEN BELT
12M WIDE SERVICE ROAD
30M WIDE GREEN BELT
12M WIDE SERVICE ROAD
CANAL
OPEN
SPACE
ZONE
12M WIDE SERVICE ROAD
PROPOSED 60M WIDE SECTOR ROAD
30M WIDE GREEN BELT
132 KV HT LINE
REVENUE RASTA
PROMOTORS PVT. LTD.

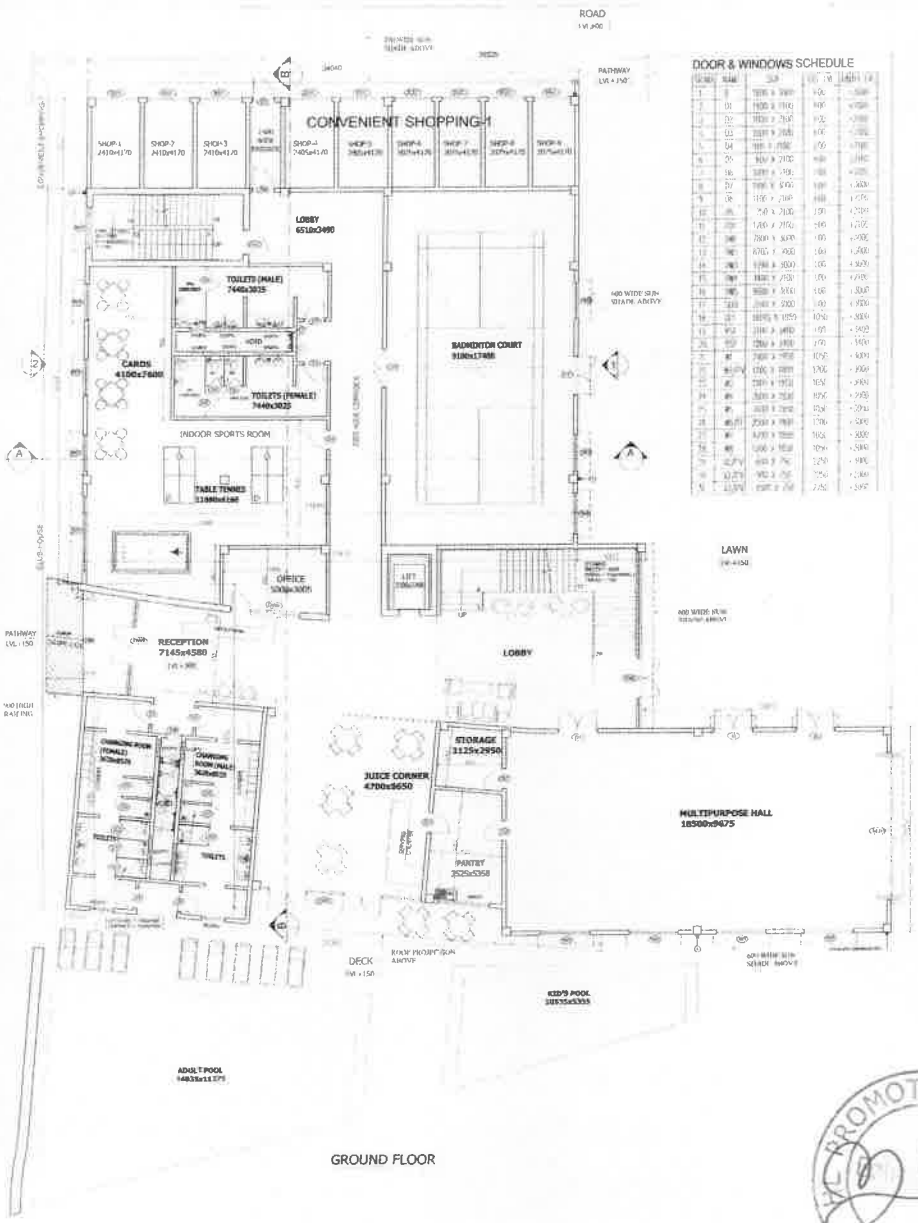


GROUND FLOOR

DOOR & WINDOWS SCHEDULE

| | | | | | |
|---|---|---|---|---|---|
| [illegible] | [illegible] | [illegible] | [illegible] | [illegible] | [illegible] |

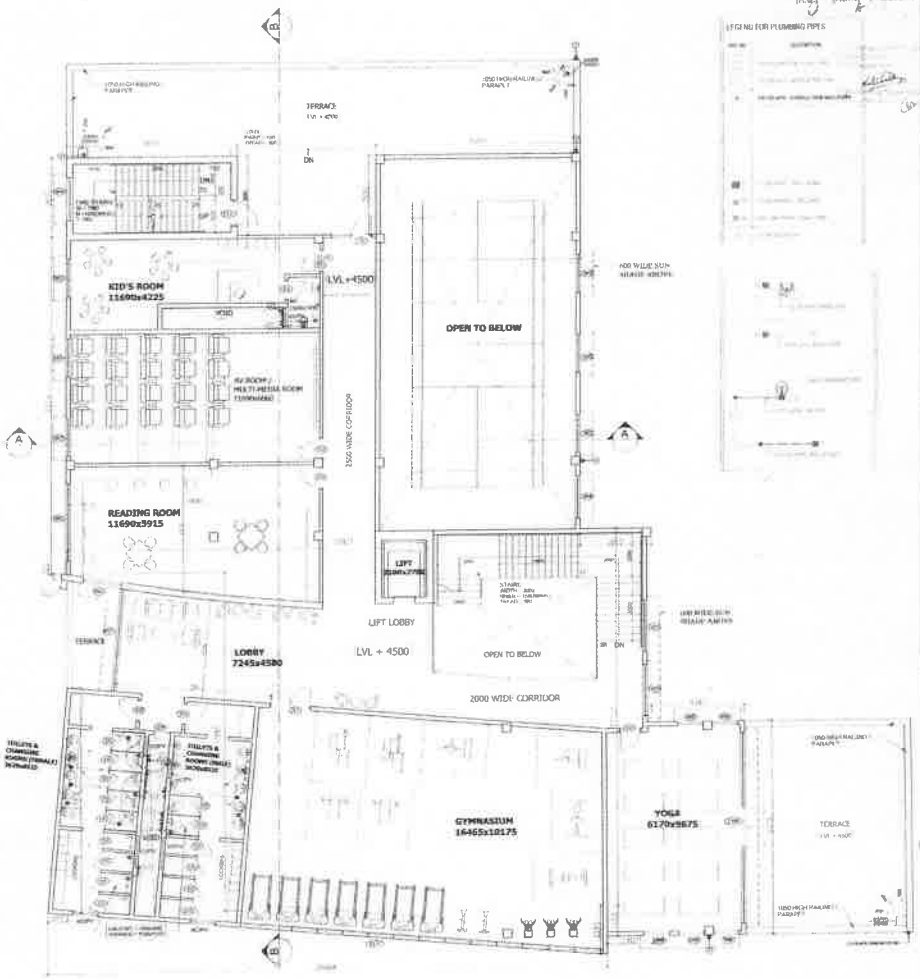


FIRST FLOOR

D.F.P (H.Q.) B.T.P (ROHTAK) C.T.P

LEGEND FOR PLUMBING PIPES

GENERAL NOTES

1. All dimensions are in mm unless mentioned otherwise.
2. No dimensions are to be scaled from this drawing
3. All Toilets & Internal/Spaces will be artificially Lighted and Mechanically Ventilated with exhaust fans on

PLUMBING NOTES

KEY PLAN

SUBMISSION DRAWINGS

PROJECT
PROPOSED BUILDING PLANS FOR GROUP HOUSING COLONY MEASURING 16.43125 ACRES (LICENCE NO. 80 OF 2014 DATED 30/06/2014) IN SECTOR-37, SOHAGPURSAHIB BEING DEVELOPED BY HLT RESIDENCY PVT. LTD. AND OTHERS IN COLLABORATION WITH HL PROMOTERS PVT. LTD.

| DATE | CHECKED BY | APPROVED BY |
|---|---|---|
| DR. BY | FITTER | |
| SCALE | PLOT NO | |
| J. DR | SHEET NO/R | FILE NO/REV |

DRAWING TITLE
COMMUNITY BUILDING & CONVENIENT SHOPPING
FLOOR PLANS

OWNER: SADH

S.M. Sharma

ARCHITECT:
C. P. KUKREJA ARCHITECTS
AIMARWAD BUILDING,
D-1 GREEN PARK
NEW DELHI 110016
PHONE 011 26863853 FAX 011 26864770
EMAIL cpk@cpkukreja.com

STRUCTURAL CONSULTANT
TPC TECHNICAL PROJECTS CONSULTANTS(P)LTD

MEP Services Consultant
PARADISE CONSULTANTS
Flat No. 103, Dawarka
Near Lotus Villa Mall, Noida Sector
Landline: 011-11-25363687, 25363676
New Delhi - 110023
E-mail: paradisecontsultants@gmail.com
website: www.paradiseconsultants.com

DRAWING NO.
23/28

SANCTIONED
Subject to the condition to be complied as mentioned in the letter
Dated
Letter No.

HL PROMOTERS PVT. LTD.

GROUND FLOOR AREA STATEMENT CHART

| S.NO | AREA NAME | LENGTH | WIDTH | AREA | No. | AREA IN SQ.M. |
|---|---|---|---|---|---|---|
| 1 | A | 24.000 | 16.714 | 399.37 | 1 | 399.37 |
| 2 | B | 9.000 | 1.000 | 9.000 | 1 | 9.000 |
| 3 | C | 4.000 | 1.000 | 4.000 | 1 | 4.000 |
| 4 | D | 21.000 | 19.000 | 399.000 | 1 | 399.000 |
| 5 | E | 1.500 | 1.000 | 1.500 | 1 | 1.500 |
| 6 | F | 4.000 | 1.000 | 4.000 | 1 | 4.000 |
| 7 | G | 1.500 | 1.000 | 1.500 | 1 | 1.500 |
| 8 | H | 1.500 | 1.000 | 1.500 | 1 | 1.500 |
| 9 | I | 20.000 | 2.000 | 20.000 | 1 | 20.000 |
| 10 | J | 2.000 | 1.000 | 2.000 | 1 | 2.000 |
| 11 | K | 2.000 | 1.000 | 2.000 | 1 | 2.000 |
| 12 | L | 2.000 | 1.000 | 2.000 | 1 | 2.000 |
| | | | | | | 862.870 |
| DEDUCTIONS | | | | | | |
| 1 | M | 1.000 | 1.000 | 1.000 | 1 | 1.000 |
| 2 | N | 1.000 | 1.000 | 1.000 | 1 | 1.000 |
| 3 | O | 1.000 | 1.000 | 1.000 | 1 | 1.000 |
| 4 | P | 1.000 | 1.000 | 1.000 | 1 | 1.000 |
| 5 | Q | 1.000 | 1.000 | 1.000 | 1 | 1.000 |
| 6 | R | 1.000 | 1.000 | 1.000 | 1 | 1.000 |
| 7 | S | 1.000 | 1.000 | 1.000 | 1 | 1.000 |
| 8 | T | 1.000 | 1.000 | 1.000 | 1 | 1.000 |
| 9 | U | 1.000 | 1.000 | 1.000 | 1 | 1.000 |
| 10 | V | 1.000 | 1.000 | 1.000 | 1 | 1.000 |
| | | | | | | 10.000 |

TOTAL AREA OF GROUND FLOOR = 862.870 A

FIRST FLOOR AREA STATEMENT CHART

| S.NO | AREA NAME | FACTOR | LENGTH | WIDTH | AREA | No. | AREA IN SQ.M. |
|---|---|---|---|---|---|---|---|
| 1 | H | | 24.000 | 16.714 | 399.37 | 1 | 399.37 |
| 2 | I | | 9.000 | 1.000 | 9.000 | 1 | 9.000 |
| 3 | J | | 4.000 | 1.000 | 4.000 | 1 | 4.000 |
| 4 | K | | 21.000 | 19.000 | 399.000 | 1 | 399.000 |
| 5 | M | | 1.500 | 1.000 | 1.500 | 1 | 1.500 |
| 6 | N | | 4.000 | 1.000 | 4.000 | 1 | 4.000 |
| 7 | O | | 1.500 | 1.000 | 1.500 | 1 | 1.500 |
| 8 | P | | 1.500 | 1.000 | 1.500 | 1 | 1.500 |
| 9 | Q | 0.5 | 20.000 | 2.000 | 20.000 | 1 | 20.000 |
| 10 | R | 0.5 | 2.000 | 1.000 | 2.000 | 1 | 2.000 |
| 11 | S | | 2.000 | 1.000 | 2.000 | 1 | 2.000 |
| 12 | T | | 2.000 | 1.000 | 2.000 | 1 | 2.000 |
| | | | | | | | 862.870 |
| DEDUCTIONS | | | | | | | |
| 1 | U | | 1.000 | 1.000 | 1.000 | 1 | 1.000 |
| 2 | V | | 1.000 | 1.000 | 1.000 | 1 | 1.000 |
| 3 | W | | 1.000 | 1.000 | 1.000 | 1 | 1.000 |
| 4 | X | | 1.000 | 1.000 | 1.000 | 1 | 1.000 |
| 5 | Y | | 1.000 | 1.000 | 1.000 | 1 | 1.000 |
| 6 | Z | | 1.000 | 1.000 | 1.000 | 1 | 1.000 |
| 7 | AA | | 1.000 | 1.000 | 1.000 | 1 | 1.000 |
| 8 | AB | | 1.000 | 1.000 | 1.000 | 1 | 1.000 |
| 9 | AC | 0.5 | 1.000 | 1.000 | 1.000 | 1 | 1.000 |
| 10 | AD | 0.5 | 1.000 | 1.000 | 1.000 | 1 | 1.000 |
| | | | | | | | 10.000 |

TOTAL AREA ON FIRST FLOOR = B C = 852.870 B

TOTAL BLOCK AREA = ALL FLOORS AREA (GROUND + FIRST ( A + B ) ) 1724.740 SQM

MUMTY AREA *

| | | | | | | |
|---|---|---|---|---|---|---|
| 1 | | 0.000 | 0.000 | 10.000 | 1 | 10.000 |

MUMTY AREA = C = 10.000 SQM

MUMTY AREA

FAR. AREA DIAGRAM ON GROUND FLOOR

FAR. AREA DIAGRAM ON FIRST FLOOR

GENERAL NOTES

1. THE DIMENSIONS ARE TO BE CONSIDERED PRECEDENCE OVER DRAWING.
2. ALL DIMENSIONS ARE IN THE MILLIMETERS UNLESS OTHERWISE STATED.

DESIGN INCHARGE | ARCHITECT | C.T.P. (NIVISHAN)

SUBMISSION DRAWINGS

PROPOSED BUILDING PLANS FOR GROUP HOUSING COLONY MODULTANG AGAINST LICENCE NO. 33 OF 2014 DATED 29/08/2014 IN SECTOR 70 SAS NAGAR (MOHALI) DEVELOPED BY M/S RESIDENCY PVT. LTD. AND OTHERS VIA COLLABORATION WITH M/S PROMOTERS PVT. LTD.

| | | |
|---|---|---|
| DATE | DRAWN BY | CHECKED BY |
| SCALE | | |
| DATE | | |

COMMUNITY BUILDING & CONVENIENT SHOPPING

AREA DIAGRAM & STATEMENT

SIGNATURE | NAME & DESIGNATION

S. M. SHARMA
Chief Town Planner
Competent Authority

C. P. KUKREJA ARCHITECTS

M/S SOMICA PROJECTS (CHANDIGARH) LTD.

TPS

PARADISE CONSULTANTS

DRAWING NO. | DATE

25/08