Notes :
1. ALL DIMENSIONS ARE IN MILLIMETERS UNLESS NOTED OTHERWISE
2. WRITTEN DIMENSIONS ARE TO BE FOLLOWED. DRAWINGS ARE NOT BE SCALED.
3. ANY DISCRIPANCY IN THE DRAWINGS SHALL BE BROUGHT TO THE NOTICE OF THE ARCHITECTS.
4. THIS DRAWING SHALL BE READ IN CONJUNCTION WITH OTHER RELEVANT DRAWINGS.

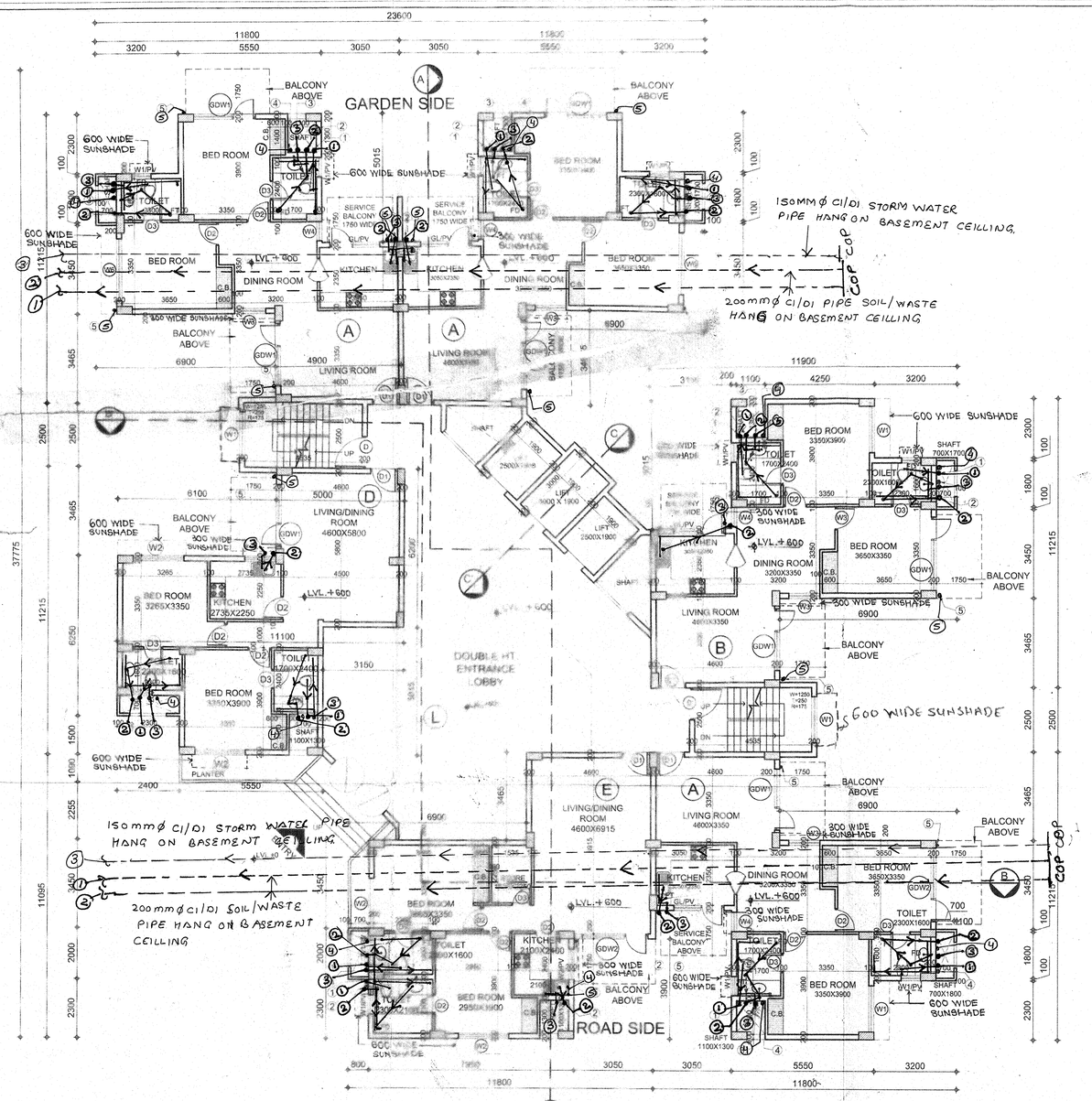

GROUND FLOOR PLAN

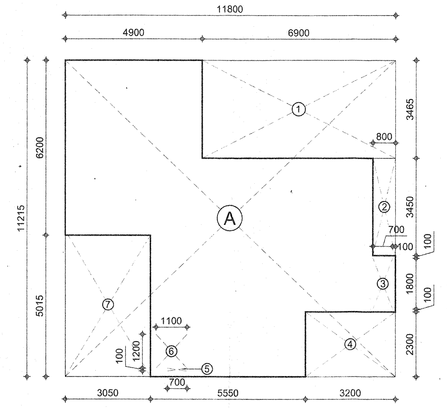

AREA PLAN OF UNIT A

AREA DETAIL OF UNIT A:-
COVD. AREA UNDER EACH UNIT A = 80.364 SQ.M.
=11.800X11.215 - (1 TO7)
=132.337 -51.973 = 80.364 SQ.M
DEDUCTIONS:-
1)6.900X3.465 = 23.908 SQ.M
2)0.800X3.450 = 2.760 SQ.M
3)0.700X1.800 = 1.260 SQ.M
4)3.200X2.300 = 7.360 SQ.M
5)0.700X0.100 = 0.070 SQ.M
6)1.100X1.200 = 1.320 SQ.M
7)3.050X5.015 = 15.295 SQ.M
TOTAL OF 1 TO 7 = 51.973 SQ.M

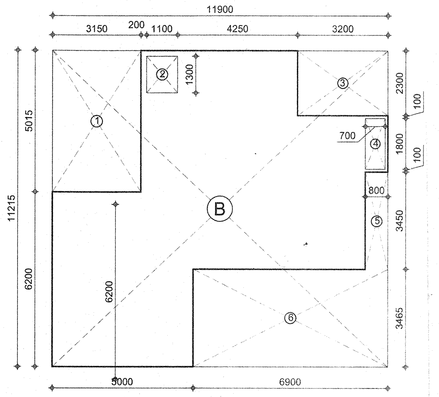

AREA PLAN OF UNIT B

AREA DETAIL OF UNIT B:-
COVD. AREA UNDER EACH UNIT B = 80.944 SQ.M.
=11.900X11.215 - (1 TO6)
=133.459 - 52.515 = 80.944 SQ.M
DEDUCTIONS:-
1)3.150X5.015 = 15.797 SQ.M
2)1.100X1.300 = 1.430 SQ.M
3)3.200X2.300 = 7.360 SQ.M
4)0.700X1.800 = 1.260 SQ.M
5)0.800X3.450 = 2.760 SQ.M
6)6.900X3.465 = 23.908 SQ.M
TOTAL OF 1 TO 6 = 52.515 SQ.M

AREA DETAIL OF GROUND FLOOR
TOTAL COVD. AREA = 672.487 SQ.M.
1)COVD. AREA UNDER UNIT - A X 3 = 80.364X3 = 241.092 SQ.M.
2)COVD. AREA UNDER UNIT - B = 80.944 SQ.M.
3)COVD. AREA UNDER SERVICE CORE - C = 98.969 SQ.M.
4)COVD. AREA UNDER UNIT - D = 80.913 SQ.M.
5)COVD. AREA UNDER UNIT - E = 89.226 SQ.M.
6)COVD. AREA UNDER ENT. LOBBY - L = 81.343 SQ.M.
TOTAL OF 1 TO 6 = 672.487 SQ.M.

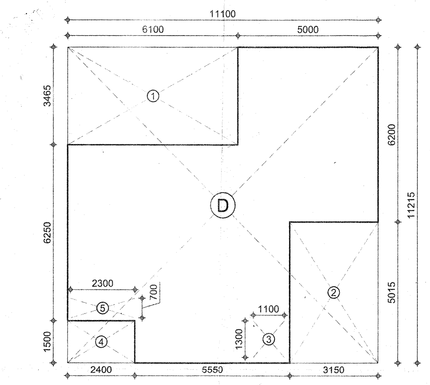

AREA PLAN OF UNIT D

AREA DETAIL OF UNIT D:-
COVD. AREA UNDER EACH UNIT D = 80.913 SQ.M.
=11.100X11.215 - (1 TO 5)
=124.487 - 43.574 = 80.913 SQ.M
DEDUCTIONS:-
1)6.100X3.465 = 21.137 SQ.M.
2)3.150X5.015 = 15.797 SQ.M.
3)1.100X1.300 = 1.430 SQ.M.
4)2.400X1.500 = 3.600 SQ.M.
5)2.300X0.700 = 1.610 SQ.M.
TOTAL OF 1 TO 5 = 43.574 SQ.M.

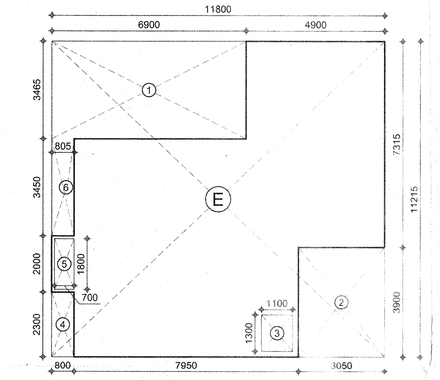

AREA PLAN OF UNIT E

AREA DETAIL OF UNIT E:-
COVD. AREA UNDER EACH UNIT E = 89.226 SQ.M.
=11.800X11.215 - (1 TO 6)
=132.337 - 43.111 = 89.226 SQ.M.
DEDUCTIONS:-
1)6.900X3.465 = 23.909 SQ.M.
2)3.050X3.900 = 11.895 SQ.M.
3)1.100X1.300 = 1.430 SQ.M.
4)0.800X2.300 = 1.840 SQ.M.
5)0.700X1.800 = 1.260 SQ.M.
6)0.805X3.450 = 2.777 SQ.M.
TOTAL OF 1 TO 6 = 43.111 SQ.M.

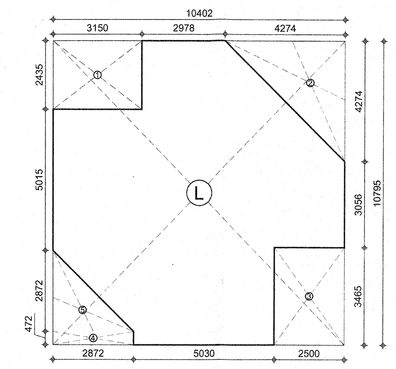

AREA PLAN OF ENT. LOBBY (L)

AREA DETAIL OF ENT. LOBBY (L):-
COVD. AREA UNDER EACH UNIT L = 81.343 SQ.M.
=10.402X10.795 - (1 TO 5)
=112.290 - 30.947 = 81.343 SQ.M.
DEDUCTIONS:-
1)3.150X2.435 = 7.670 SQ.M.
2)½X4.274X4.274 = 9.134 SQ.M.
3)2.500X3.465 = 8.663 SQ.M.
4)2.872X0.472 = 1.356 SQ.M.
5)½X2.872X2.872 = 4.124 SQ.M.
TOTAL OF 1 TO 5 = 30.947 SQ.M.

AREA DETAIL OF FIRST FLOOR
TOTAL COVD. AREA = 575.944 SQ.M.
1)COVD. AREA UNDER UNIT - A X 3 = 80.364X3 = 241.092 SQ.M.
2)COVD. AREA UNDER UNIT - B = 80.944 SQ.M.
3)COVD. AREA UNDER SERVICE CORE - C1 = 83.769 SQ.M.
4)COVD. AREA UNDER UNIT - D = 80.913 SQ.M.
5)COVD. AREA UNDER UNIT - E = 89.226 SQ.M.
TOTAL OF 1 TO 5 = 575.944 SQ.M.

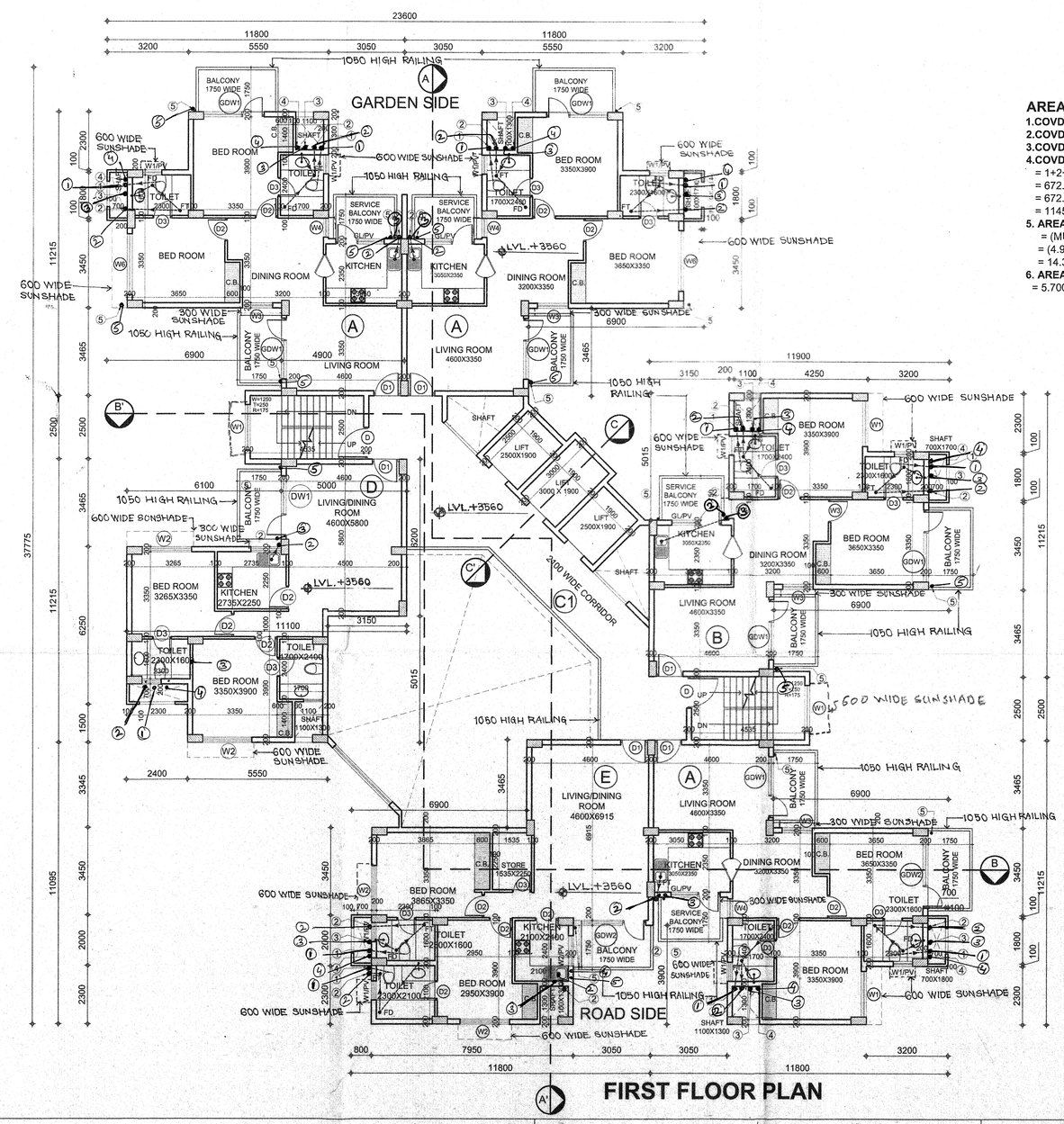

FIRST FLOOR PLAN

AREA STATEMENT OF BLOCK - E

1.COVD. AREA ON GROUND FLOOR	=	**672.487 SQ.M.**
2.COVD. AREA ON 1st FLOOR	=	**575.944 SQ.M.**
3.COVD. AREA ON TYPICAL (2nd TO 19th) FLOOR	=	**567.082 SQ.M.**
4.COVD. AREA ON ALL FLOORS	=	**11455.907 SQ.M.**
= 1+2+[(3)X18]		
= 672.487 + 575.944 + (567.082X18)		
= 672.487 + 575.944 + 10207.476		
= 11455.907 SQ.M.		
5. AREA OF MUMTY	=	**28.623 SQ.M.**
= (MUMTY M1) X 2		
= (4.935 X 2.900) X 2		
= 14.311 X 2 = 28.623 SQ.M.		
6. AREA OF MACHINE ROOM	=	**51.870 SQ.M.**
= 5.700 X 9.100 = 51.870 SQ.M.		

S.NO	DESCRIPTION	SYMBOL
1.	100Ø CI SOIL & VENT PIPE	①
2.	100Ø CI WASTE PIPE	②
3.	COLD WATER PIPE	③
4.	RAIN WATER PIPE	④
5.	BALCONY PIPE	⑤
6.	FLOOR TRAP	● FT
7.	FLOOR DRAIN	● FD
8.	DRAIN POINT	● DP

SCHEDULE OF DOORS & WINDOWS

S.N.	TYPE	OPENINGS	SILL	LINTEL
1.	D	1250X2100	-	2100
2.	D1	1050X2450	-	2450
3.	D2	900X2100	-	2100
4.	D3	750X2100	-	2100
5.	GDW1(2400X2450)	GD- 900X2450 W- 1500X2150	0.0 300	2450 2450
6.	GDW2(2850X2650)	GD- 900X2450 W- 1950X2150	0.0 300	2450 2450
7.	GL/PV	1950X2450	1050	2450
8.	W1/PV	750X1700	750	2450
9.	W2/PV	1200X1700	750	2450
10.	W1	1800X1700	750	2450
11.	W2	1950X1700	750	2450
12.	W3	1200X1700	750	2450
13.	W4	750X1700	750	2450
13.	W5	2400X1700	750	2450
14.	W6	2400X1700	750	2450

Planning and Design Wing, Public Health (Sewerage) Services, HUDA, Panchkula
Superintending Engineer (HQ)

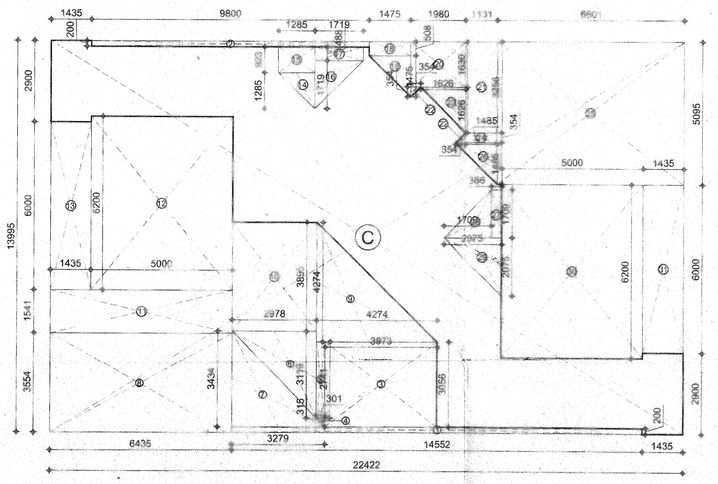

AREA PLAN OF SERVICE CORE (C)

AREA DETAIL OF SERVICE CORE -C :-
COVD. AREA UNDER SERVICE CORE - C = 98.969 SQ.M.
=22.422 X 13.995 - (1 TO 31)
=313.796 - 214.827 = 98.969 SQ.M
DEDUCTIONS :-

1)14.552 X 0.200	=	2.910 SQ.M
2) 9.800 X 0.200	=	1.960 SQ.M
3) 3.973 X 3.065	=	12.177 SQ.M
4)1/2X0.301X0.315	=	0.047 SQ.M
5)0.301 X 2.741	=	0.825 SQ.M
6)1/2X2.978X3.119	=	4.644 SQ.M
7)1/2X3.279X3.434	=	5.630 SQ.M
8)6.435 X 3.554	=	22.870 SQ.M
9)1/2X4.274X4.274	=	9.134 SQ.M
10)2.978 X 3.895	=	11.599 SQ.M
11)6.435 X 1.541	=	9.916 SQ.M
12)5.000 X 6.200	=	31.000 SQ.M
13)1.435 X 6.000	=	8.610 SQ.M
14)1/2X1.285X1.285	=	0.826 SQ.M
15)1.285 X 0.923	=	1.186 SQ.M
16)1/2X1.719X1.719	=	1.477 SQ.M
17)1.719 X 0.488	=	0.839 SQ.M
18)1.475 X 0.508	=	0.749 SQ.M
19)1/2X1.475X1.475	=	1.088 SQ.M
20)1.980 X 1.630	=	3.227 SQ.M
21)1.131 X 3.256	=	3.683 SQ.M
22)(1/2X0.354X0.354)X2	=	0.125 SQ.M
23)1/2X1.626X1.626	=	1.322 SQ.M
24)1.131 X 0.354	=	0.400 SQ.M
25)6.601 X 5.095	=	33.632 SQ.M
26)1/2X1.485X1.485	=	1.103 SQ.M
27)0.366 X 1.709	=	0.625 SQ.M
28)1/2X1.709X1.709	=	1.460 SQ.M
29)1/2X2.075X2.075	=	2.153 SQ.M
30)5.000 X 6.200	=	31.000 SQ.M
31)1.435 X 6.000	=	8.610 SQ.M
TOTAL OF 1 TO 31	=	214.827 SQ.M

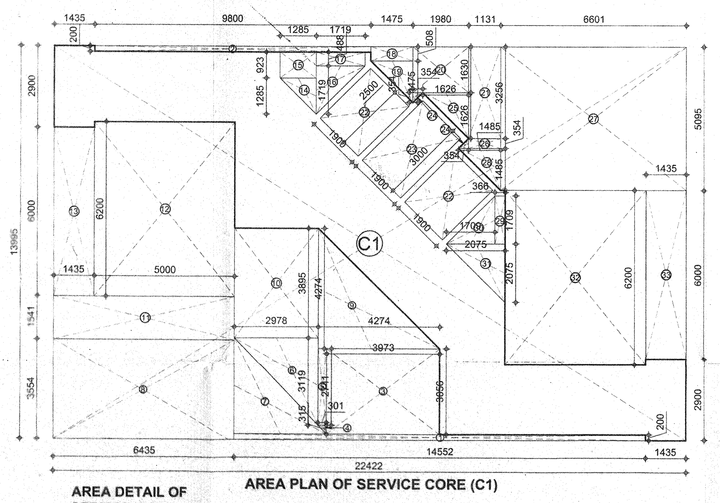

AREA PLAN OF SERVICE CORE (C1)

AREA DETAIL OF SERVICE CORE - C1 :-
COVD. AREA UNDER SERVICE CORE C1 = 83.769 SQ.M.
=22.422 X 13.995 - (1 TO 33)
=313.796 - 230.027 = 83.769 SQ.M
DEDUCTIONS :-

1)14.552 X 0.200	=	2.910 SQ.M
2) 9.800 X 0.200	=	1.960 SQ.M
3) 3.973 X 3.065	=	12.177 SQ.M
4)1/2X0.301X0.315	=	0.047 SQ.M
5)0.301 X 2.741	=	0.825 SQ.M
6)1/2X2.978X3.119	=	4.644 SQ.M
7)1/2X3.279X3.434	=	5.630 SQ.M
8)6.435 X 3.554	=	22.870 SQ.M
9)1/2X4.274X4.274	=	9.134 SQ.M
10)2.978 X 3.895	=	11.599 SQ.M
11)6.435 X 1.541	=	9.916 SQ.M
12)5.000 X 6.200	=	31.000 SQ.M
13)1.435 X 6.000	=	8.610 SQ.M
14)1/2X1.285X1.285	=	0.826 SQ.M
15)1.285 X 0.923	=	1.186 SQ.M
16)1/2X1.719X1.719	=	1.477 SQ.M
17)1.719 X 0.488	=	0.839 SQ.M
18)1.475 X 0.508	=	0.749 SQ.M
19)1/2X1.475X1.475	=	1.088 SQ.M
20)1.980 X 1.630	=	3.227 SQ.M
21)1.131 X 3.256	=	3.683 SQ.M
22)(2.500 X 1.900) X 2	=	9.500 SQ.M
23)3.000 X 1.900	=	5.700 SQ.M
24)1/2X0.354X0.354)X2	=	0.125 SQ.M
25)1/2X1.626X1.626	=	1.322 SQ.M
26)1.131 X 0.354	=	0.400 SQ.M
27)6.601 X 5.095	=	33.632 SQ.M
28)1/2X1.485X1.485	=	1.103 SQ.M
29)0.366 X 1.709	=	0.625 SQ.M
30)1/2X1.709X1.709	=	1.460 SQ.M
31)1/2X2.075X2.075	=	2.153 SQ.M
32)5.000 X 6.200	=	31.000 SQ.M
33)1.435 X 6.000	=	8.610 SQ.M
TOTAL OF 1 TO 33	=	230.027 SQ.M

Job title:

EDGE TOWER
RAMPRASTHA CITY
SECTOR 37-D GURGAON

FLOOR PLANS
(Block - E)

Client :

M/S S.A. INFRATECH PVT. LTD ,
C-10, 'C' BLOCK, VASANT VIHAR MARKET,
NEW DELHI

UDAY PANDE
CA87/1085/2017-86/26

For S.A. Infratech (P) Ltd.
Authorised Signatory

Architect :
Scale : 1 : 100
Drg. No. :

Owner :
Project Team :
Date :

Revisions Suffix
R 0

Architects :
Nivedita & Uday Pande Consultants
Architects, Engineers, Urban & Regional Planners
(An ISO 9001 : 2000 Certified Company)
B/23-25, Kailash Colony, New Delhi - 110048
Ph: +91-11-29246012 /13 /14, Fax : 29234320
e-mail:- nuparch@nupc.net, nuparch@rediffmail.com

© This drawing/design is property of Nivedita & Uday Pande Consultants, No part of this may be reproduced or implemented in any form without prior permission/awriting from Architects. Any person doing so, shall be liable to criminal prosecution and civil claims for damages.