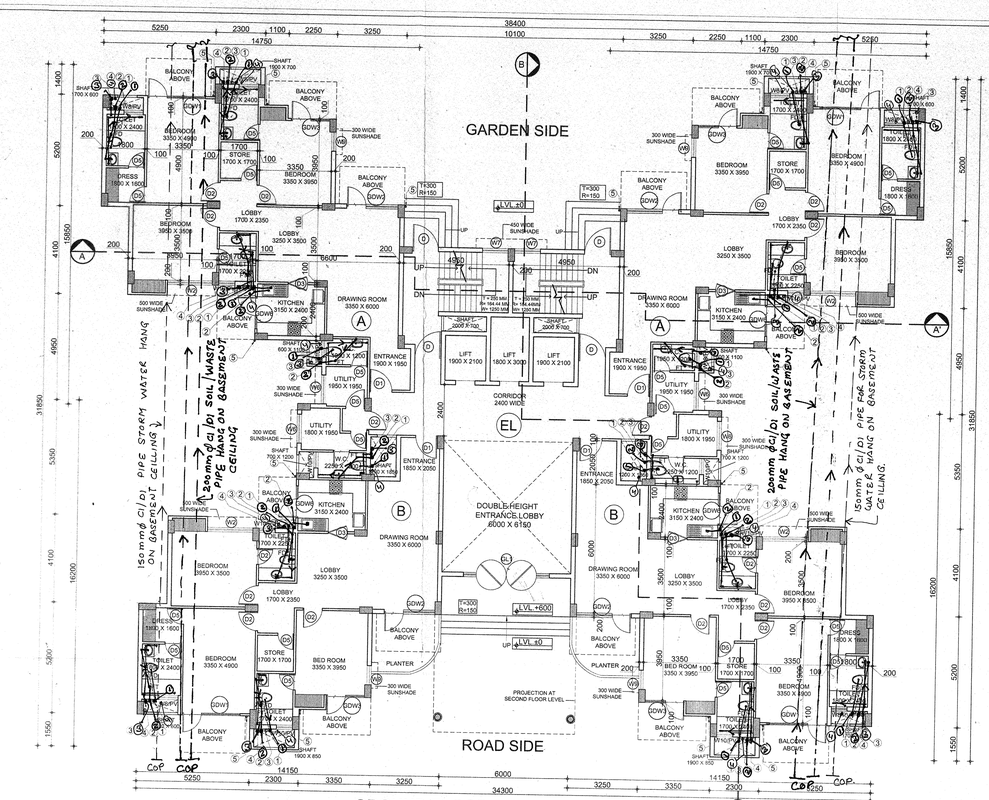

GROUND FLOOR PLAN (BLOCK C & D)

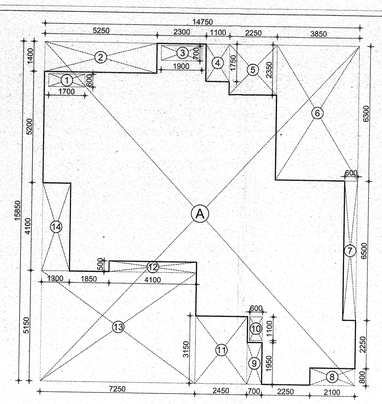

AREA PLAN OF UNIT A

AREA DETAIL OF UNIT A :-

COVD. AREA = 132.580 SQ.M.
= A - (1 to 14)
= [(14.750 X 15.850) - 101.208]
= 233.788 - 101.208 = 132.580 SQ.M.

DEDUCTIONS :-

1) 1.700 X 0.600 = 1.020 SQ.M.
2) 5.250 X 1.400 = 7.350 SQ.M.
3) 1.900 X 0.700 = 1.330 SQ.M.
4) 1.100 X 1.750 = 1.925 SQ.M.
5) 2.250 X 2.350 = 5.288 SQ.M.
6) 3.850 X 6.300 = 24.255 SQ.M.
7) 0.600 X 6.500 = 3.900 SQ.M.
8) 2.100 X 0.800 = 1.680 SQ.M.
9) 0.700 X 1.950 = 1.365 SQ.M.
10) 0.600 X 1.100 = 0.660 SQ.M.
11) 2.450 X 3.150 = 7.718 SQ.M.
12) 4.100 X 0.500 = 2.050 SQ.M.
13) 7.250 X 5.150 = 37.338 SQ.M.
14) 1.300 X 4.100 = 5.330 SQ.M.
TOTAL (1 to 14) = 101.208 SQ.M.

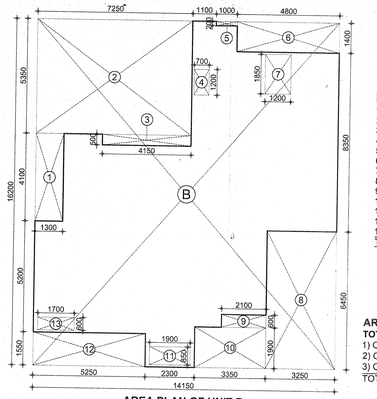

AREA PLAN OF UNIT B

AREA DETAIL OF UNIT B :-

COVD. AREA = 133.698 SQ.M.
= B - (1 to 13)
= [(14 150 X 16.200) - 95.533]
= 229.230 - 95.533= 133.698 SQ.M.

DEDUCTIONS :-

1) 1.300X4.100 =5.330SQ.M.
2) 7.250X5.350 =38.788SQ.M.
3) 4.150X0.500 =2.075SQ.M.
4) 0.700X1.200 =0.840SQ.M.
5) 1.000X0.200 =0.200SQ.M.
6) 4.800X1.400 =6.720SQ.M.
7) 1.200X1.850 =2.220SQ.M.
8) 3.250X6.450 =20.963SQ.M.
9) 2.100X0.600 =1.260SQ.M.
10) 3.350X1.900 =6.365SQ.M.
11) 1.900X0.850 =1.615SQ.M.
12) 5.250X1.550 =8.138SQ.M.
13) 1.700X0.600 =1.020SQ.M.
TOTAL (1 to 13) = 95.533 SQ.M.

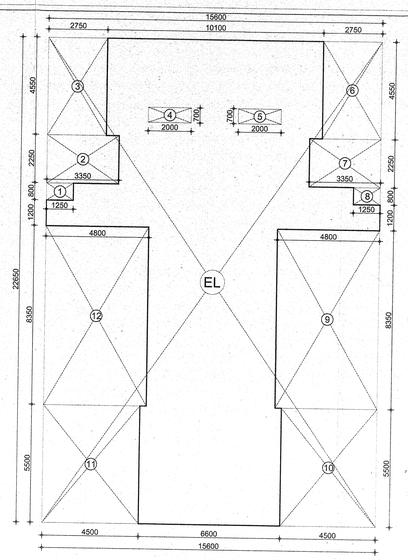

AREA PLAN OF ENTRANCE LOBBY EL

AREA DETAIL OF ENTRANCE LOBBY (EL):-

COVD. AREA = 178.780 SQ.M.
= EL - (1 to 12)
= [(15.600 X 22.650) - 174.560]
= 353.340 - 174.560= 178.780 SQ.M.

DEDUCTIONS :-

1) 1.250X0.800 =1.000SQ.M.
2) 3.350X2.250 =7.538SQ.M.
3) 2.750X4.550 =12.513SQ.M.
4) 2.000X0.700 =1.400SQ.M.
5) 2.000X0.700 =1.400SQ.M.
6) 2.750X4.550 =12.513SQ.M.
7) 3.350X2.250 =7.538SQ.M.
8) 1.250X0.800 =1.000SQ.M.
9) 4.800X8.350 =40.080SQ.M.
10) 4.500X5.500 =24.750SQ.M.
11) 4.500X5.500 =24.750SQ.M.
12) 4.800X8.350 =40.080SQ.M.
TOTAL (1 to 12) = 174.560 SQ.M.

Notes :

1. ALL DIMENSIONS ARE IN MILLIMETERS UNLESS NOTED OTHERWISE.
2. WRITTEN DIMENSIONS ARE TO BE FOLLOWED. DRAWINGS ARE NOT BE SCALED.
3. ANY DISCRIPANCY IN THE DRAWINGS SHALL BE BROUGHT TO THE NOTICE OF THE ARCHITECTS.
4. THIS DRAWING SHALL BE READ IN CONJUNCTION WITH OTHER RELEVANT DRAWINGS.

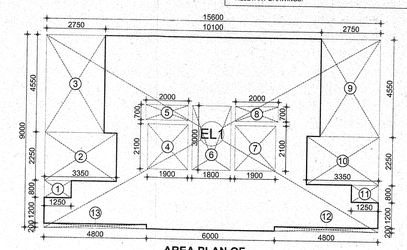

AREA PLAN OF ENTRANCE LOBBY EL1

AREA DETAIL OF SERVICE CORE (EL1) :-

COVD. AREA = 80.200 SQ.M.
= EL1 - (1 to 13)
= [(15.600 X 9.000) - 60.200]
= 140.400 - 60.200= 80.200 SQ.M.

DEDUCTIONS :-

1) 1.250X0.800 =1.000SQ.M.
2) 3.350X2.250 =7.538SQ.M.
3) 2.750X4.550 =12.513SQ.M.
4) 1.900X2.100 =3.990SQ.M.
5) 2.000X0.700 =1.400SQ.M.
6) 1.800X3.000 =5.400SQ.M.
7) 1.900X2.100 =3.990SQ.M.
8) 2.000X0.700 =1.400SQ.M.
9) 2.750X4.550 =12.513SQ.M.
10) 3.350X2.250 =7.538SQ.M.
11) 1.250X0.800 =1.000SQ.M.
12) 4.800X1.450 =6.960SQ.M.
13) 1.150X0.650 =0.748SQ.M.
TOTAL (1 to 13) = 60.200 SQ.M.

AREA DETAIL OF GROUND FLOOR OF BLOCK C & D

TOTAL COVD. AREA = 711.336 SQ.M.

1) COVD. AREA UNDER UNIT - A = 132.580 X 2 = 265.160 SQ.M.
2) COVD. AREA UNDER UNIT - B = 133.698 X 2 = 267.396 SQ.M.
3) COVD. AREA UNDER ENTRANCE LOBBY - EL = 178.780 SQ.M.
TOTAL OF 1 TO 3 = 711.336 SQM.

AREA DETAIL OF FIRST FLOOR OF BLOCK C & D

TOTAL COVD. AREA = 612.756 SQ.M.

1) COVD. AREA UNDER UNIT - A = 132.580 X 2 = 265.160 SQ.M.
2) COVD. AREA UNDER UNIT - B = 133.698 X 2 = 267.396 SQ.M.
3) COVD. AREA UNDER ENTRANCE LOBBY - EL1 = 80.200 SQ.M.
TOTAL OF 1 TO 3 = 612.756 SQM.

AREA DETAIL OF TYPICAL (2nd TO 15th) FLOOR OF BLOCK C & D

TOTAL COVD. AREA = 612.756 SQ.M.

1) COVD. AREA UNDER UNIT - A = 132.580 X 2 = 265.160 SQ.M.
2) COVD. AREA UNDER UNIT - B = 133.698 X 2 = 267.396 SQ.M.
3) COVD. AREA UNDER ENTRANCE LOBBY - EL1 = 80.200 SQ.M.
TOTAL OF 1 TO 3 = 612.756 SQM.

AREA STATEMENT OF BLOCK - C

1. COVD. AREA ON GROUND FLOOR = 711.336 SQ.M.
2. COVD. AREA ON FIRST FLOOR = 612.756 SQ.M.
3. COVD. AREA ON TYPICAL (2nd TO 15th) FLOOR =612.756 SQ.M.
4. COVD. AREA ON 16th FLOOR = 679.346 SQ.M.
5. COVD. AREA ON 17th FLOOR = 712.476 SQ.M.
6. COVD. AREA ON 18th FLOOR = 680.116 SQ.M.
7. COVD. AREA ON 19th FLOOR = 683.080 SQ.M.
8. COVD. AREA ON ALL FLOORS = 12657.694 SQ.M.
= 1+2+(3X14)+4+5+6+7
= 711.336+612.756+(612.756X14)+679.346+712.476+680.116+683.080
= 711.336+612.756+8578.584+679.346+712.476+680.116+683.080
= 12657.694SQ.M.
9. AREA OF MUMTY = 93.550 SQ.M.
= 62.050 + 31.500 = 93.550 SQ.M.
10. AREA OF MACHINE ROOM = 64.050 SQ.M.
= 10.500 X 6.100 = 64.050 SQ.M.

S.NO.	DESCRIPTION	SYMBOL
1.	100Ø CI SOIL & VENT PIPE	1
2.	100Ø CI WASTE PIPE	2
3.	COLD WATER PIPE	3
4.	RAIN WATER PIPE	4
5.	BALCONY PIPE	5
6.	FLOOR TRAP	FT
7.	FLOOR DRAIN	FD
8.	DRAIN POINT	DP

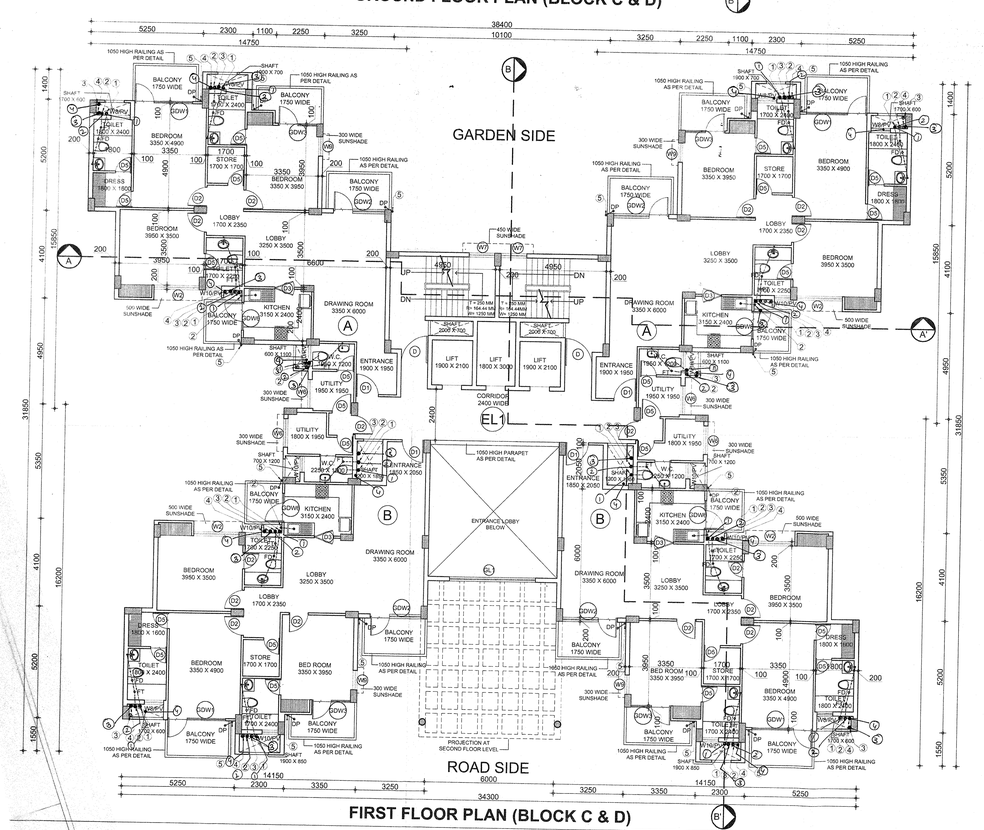

FIRST FLOOR PLAN (BLOCK C & D)

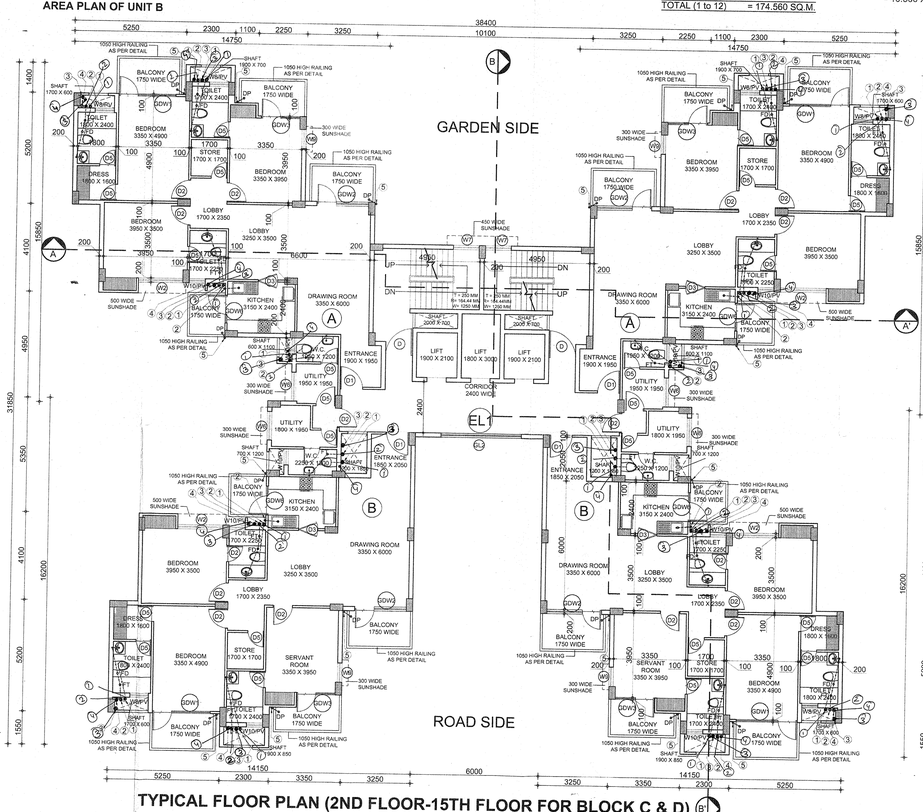

TYPICAL FLOOR PLAN (2ND FLOOR-15TH FLOOR FOR BLOCK C & D)

AREA STATEMENT OF BLOCK - D

1. COVD. AREA ON GROUND FLOOR = 711.336 SQ.M.
2. COVD. AREA ON FIRST FLOOR = 612.756 SQ.M.
3. COVD. AREA ON TYPICAL (2nd TO 15th) FLOOR =612.756 SQ.M.
4. COVD. AREA ON 16th FLOOR = 681.982 SQ.M.
5. COVD. AREA ON 17th FLOOR = 716.366 SQ.M.
6. COVD. AREA ON 18th FLOOR = 685.348 SQ.M.
7. COVD. AREA ON 19th FLOOR = 683.632 SQ.M.
8. COVD. AREA ON ALL FLOORS =12676.094 SQ.M.
= 1+2+(3X14)+4+5+6+7
= 711.336+612.756+(612.756X14)+681.982+716.366+685.348+683.632
= 711.336+612.756+8578.584+681.982+716.366+685.348+683.632
= 12676.094SQ.M.
9. AREA OF MUMTY = 93.550 SQ.M.
= 62.050 + 31.500 = 93.550 SQ.M.
10. AREA OF MACHINE ROOM = 64.050 SQ.M.
= 10.500 X 6.100 = 64.050 SQ.M.

SCHEDULE OF OPENINGS

DOORS

S.No.	TYPE	SIZE	SILL LVL	LIN.LVL	TENTATIVE LOCATION	MATERIAL
1.	O	1250X2450	00	2450	STAIRCASE	AS PER SPECIFICATIONS
2.	D1	1050X2450	00	2450	MAIN DOOR	(WD.+GL.)
3.	D2	900X2100	00	2100	BEDROOM	(WD.)
4.	D3	900X2100	00	2100	KITCHEN (SWING DOOR)	(WD.)
5.	D4	750X2450	00	2450	BALCONY	(WD.)
6.	D5	750X2100	00	2100	TOILET / STORE / DRESS / UTILITY	(WD.)

WINDOWS

S.No.	TYPE	SIZE	SILL LVL	LIN.LVL	TENTATIVE LOCATION	MATERIAL
1.	W	2700X1700	750	2450	DRAWING RM.	(AL.+GL.)
2.	W1	2400X1700	750	2450	BEDROOM	(AL.+GL.)
3.	W2	2100X1700	750	2450	DRAWING RM. / LOBBY	(AL.+GL.)
4.	W3	1900X1700	750	2450	BEDROOM	(AL.+GL.)
5.	W4	1800X1700	750	2450	BEDROOM	(AL.+GL.)
6.	W5	1450X1700	750	2450	DRAWING / DINING RM., BEDROOM	(AL.+GL.)
7.	W6	1350X1700	750	2450	UTILITY	(AL.+GL.)
8.	W7/PV	1500X1400	1050	2450	STAIRCASE / KITCHEN	(AL.+GL.)
9.	W8/PV	900X1700	750	2450	TOILET	(AL.+GL.)
10.	W9	750X1700	750	2450	BEDROOM	(AL.+GL.)
11.	W10/PV	750X1700	750	2450	TOILET	(AL.+GL.)
12.	W11	600X1700	750	2450	BEDROOM	(AL.+GL.)
13.	W12/PV	450X1700	750	2450	UTILITY TOILET	(AL.+GL.)

DOOR - WINDOWS

S.No.	TYPE	SIZE	SILL LVL	LIN.LVL	TENTATIVE LOCATION	MATERIAL
1.	GDW1	2700X2450	00 / 300	2450	BEDROOM TO BALCONY	(AL.+GL.)
2.	GDW2	2400X2450	00 / 300	2450	DRAWING RM. TO BALCONY	(AL.+GL.)
3.	GDW3	1800X2450	00 / 300	2450	BEDROOM TO BALCONY	(AL.+GL.)
4.	GDW4	1450X2450	00 / 300	2450	DRAWING RM. BEDRM. TO BALCONY	(AL.+GL.)
5.	GDW5	1350X2450	00 / 300	2450	BEDROOM TO BALCONY	(AL.+GL.)
6.	GDW6	1500X2450	00 / 1050	2450	KITCHEN TO BALCONY	(AL.+GL.)
7.	GDW7	1800X2450	00 / 1050	2450	KITCHEN TO BALCONY	(AL.+GL.)

GLAZING

S.No.	TYPE	SIZE	SILL LVL	LIN.LVL	TENTATIVE LOCATION	MATERIAL
1.	GL1	4000X2450	00	2450	ENTRANCE	(AL.+GL.)
2.	GL2	3600X2450	00	2450	CORRIDOR	(AL.+GL.)
3.	GL3	2700X2450	00	2450	DRAWING RM.	(AL.+GL.)

Approved and found in order
Public Health (Internal) S
may subject to compliance
vide letter No. 23 - 26/2/07
SE(HQ)

Superintending Engineer HQ
HUDA, Panchkula

Job title:

EDGE TOWER
RAMPRASTHA CITY
SECTOR 37-D GURGAON

FLOOR PLANS
3 BR (LARGE)
(BLOCK - C & D)

Client :

M/S S.A. INFRATECH PVT. LTD ,
C-10, 'C' BLOCK, VASANT VIHAR MARKET,
NEW DELHI

UDAY PANDE
CA/87/10856-A/TP-86/26

Architect :

Scale : 1 : 100

Drg. No. :

For S A Infratech (P) Ltd.
Authorised Signatory

Owner :

Project Team :

Date :

Revisions Suffix

R 0

Architects :

Nivedita & Uday Pande Consultants
Architects, Engineers, Urban & Regional Planners
(An ISO 9001 : 2000 Certified Company)
B/23-25, Kailash Colony, New Delhi - 110048
Ph: +91-11-29246012 /13 /14, Fax : 29234320
e-mail:- nuparch@nupc.net, nuparch@rediffmail.com

© This drawing/design is property of Nivedita & Uday Pande Consultants, No part of this may be reproduced or implemented in any form without prior permission inwriting from Architects. Any person doing so, shall be liable to criminal prosecution and civil claims for damages.