

INDIAN INCOME TAX RETURN ACKNOWLEDGEMENT

[Where the data of the Return of Income in Form ITR-1 (SAHAJ), ITR-2, ITR-3, ITR-4, ITR-5, ITR-6, ITR-7 filed and verified electronically]

Assessment Year
2019-20

| | | | | | | |
|---|---|-------------------------------------|--------------------------------|------------------------------|-------------|---------|
| PERSONAL INFORMATION AND THE ACKNOWLEDGEMENT NUMBER | Name | | | PAN | | |
| | TS REALTECH PRIVATE LIMITED | | | AADCK3222C | | |
| | Flat/Door/Block No | Name Of Premises/Building/Village | | Form Number. | ITR-6 | |
| | E-26,LGF | | | | | |
| | Road/Street/Post Office | Area/Locality | | Status | Pvt Company | |
| | | Panchsheel Park | | | | |
| | Town/City/District | State | Pin/ZipCode | Filed u/s | | |
| | New Delhi | DELHI | 110017 | 139(1)-On or before due date | | |
| | Assessing Officer Details (Ward/Circle) | | | CIRCLE 25(2),DELHI | | |
| | e-filing Acknowledgement Number | | | 945355981290819 | | |
| COMPUTATION OF INCOME AND TAX THEREON | 1 | Gross total income | | | 1 | 0 |
| | 2 | Total Deductions under Chapter-VI-A | | | 2 | 0 |
| | 3 | Total Income | | | 3 | 0 |
| | 3a | Deemed Total Income under AMT/MAT | | | 3a | 0 |
| | 3b | Current Year loss, if any | | | 3b | 2319444 |
| | 4 | Net tax payable | | | 4 | 0 |
| | 5 | Interest and Fee Payable | | | 5 | 0 |
| | 6 | Total tax, interest and Fee payable | | | 6 | 0 |
| | 7 | Taxes Paid | a | Advance Tax | 7a | 0 |
| | | | b | TDS | 7b | 374827 |
| c | | | TCS | 7c | 0 | |
| d | | | Self Assessment Tax | 7d | 0 | |
| e | | | Total Taxes Paid (7a+7b+7c+7d) | 7e | 374827 | |
| 8 | Tax Payable (6-7e) | | | 8 | 0 | |
| 9 | Refund (7e-6) | | | 9 | 374830 | |
| 10 | Exempt Income | Agriculture | | 10 | | |
| | | Others | | | | |

Income Tax Return submitted electronically on 29-08-2019 12:13:59 from IP address 171.78.242.14 and verified by ABHISHEK TREHAN having PAN ACSPT7210M on 29-08-2019 12:13:59 from IP address 171.78.242.14 using Digital Signature Certificate (DSC)

DSC details: 16279908CN=e-Mudhra Sub CA for Class 2 Individual 2014,OU=Certifying Authority,O=eMudhra Consumer Services Limited,C=IN

DO NOT SEND THIS ACKNOWLEDGEMENT TO CPC, BENGALURU

T.S. REALTECH PRIVATE LIMITED
Balance Sheet as at 31/03/2019

| Particulars | | Note No. | As at 31st March, 2019 | As at 31st March, 2018 |
|--|---------|-----------------------|---------------------------|---------------------------|
| I. EQUITY AND LIABILITIES | | | | |
| (1) Shareholder's Funds | | | | |
| (a) Share Capital | Note 1 | 1,100,000.00 | 1,100,000.00 | |
| (b) Reserves and Surplus | Note 2 | (13,428,527.80) | (10,861,521.43) | |
| (2) Non-Current Liabilities | | | | |
| (a) Long-Term Borrowings | Note 3 | 357,852,122.00 | 367,018,499.00 | |
| (3) Current Liabilities | | | | |
| (a) Short-Term Borrowings | Note 4 | 105,160,318.00 | 53,754,002.00 | |
| (b) Other Current Liabilities | Note 5 | 242,367,627.43 | 206,068,393.08 | |
| (c) Trade Payable | Note 16 | | | |
| - Total o/s dues of micro entt. and small entt. | | | | |
| - Total o/s dues of creditors other than micro entt. and small entt. | | 13,513,959.22 | 13,736,492.93 | |
| (d) Short-Term Provisions | Note 6 | - | - | |
| TOTAL | | 706,565,498.85 | 630,815,865.58 | |
| II. ASSETS | | | | |
| (1) Non-Current Assets | | | | |
| (a) Property Plant & Equipment | | | | |
| (i) Tangible Assets | Note 7 | 4,400,931.24 | 6,393,770.81 | |
| (b) Non-Current Investments | Note 8 | 23,520,115.00 | 7,150,000.00 | |
| (c) Deferred Tax Assets (Net) | | 786,448.00 | 700,594.00 | |
| (2) Current Assets | | | | |
| (a) Cash and Cash Equivalents | Note 9 | 3,716,219.00 | 4,405,753.40 | |
| (b) Short-Term Loans and Advances | Note 10 | | | |
| (c) Project Work in Progress | Note 15 | 655,355,022.22 | 582,869,070.10 | |
| (d) Other Current Assets | Note 11 | 18,786,763.40 | 29,296,677.27 | |
| TOTAL | | 706,565,498.85 | 630,815,865.58 | |



See accompanying notes & Accounting Policies to the financial statements

Auditors' Report

As per our report of even date attached

G.S Kohli & Co.

Chartered Accountants

 
Sumit Sanghvi
(Partner)


Place: New Delhi

Date: 26/08/2019


UDIN : 19522521AAAACC6292

For and on behalf of the Board of

T.S. REALTECH PRIVATE LIMITED


(Sunita Trehan)
Director

DIN No. 00180930


(Abhishek Trehan)
Director

DIN No. 00180879

T.S. REALTECH PRIVATE LIMITED
Profit & Loss Statement for the year ended 31/03/2019

| Particulars | | Note No. | Year Ended 31st March, 2019 | Year Ended 31st March, 2018 |
|-------------|---|----------|--------------------------------|--------------------------------|
| I.(a) | Revenue From Sale Of Property | | 28,156,734.00 | 35,351,006.48 |
| I.(b) | Other Incomes | Note 12 | 2,200,113.00 | 1,965,760.84 |
| II. | Total Revenue (I) | | 30,356,847.00 | 37,316,767.32 |
| III. | Expenses: | | | |
| | Cost of Project | Note 15 | 24,575,574.00 | 31,475,423.82 |
| | Other Expenses | Note 14 | 5,329,858.36 | 7,813,471.84 |
| | Employee Benefit Expenses | Note 13 | 1,448,698.00 | 1,460,508.00 |
| | Depreciation and Amortization Expense | Note 7 | 1,655,577.00 | 2,381,030.00 |
| | Total Expenses | | 33,009,707.36 | 43,130,433.66 |
| IV. | Profit before Exceptional and Extraordinary Items and Tax (II - III) | | (2,652,860.36) | (5,813,666.34) |
| V. | Exceptional Items | | - | - |
| VI. | Profit before Extraordinary Items and Tax (IV - V) | | (2,652,860.36) | (5,813,666.34) |
| VII. | Extra Ordinary Items | | - | - |
| VIII. | Profit before Tax (VI - VII) | | (2,652,860.36) | (5,813,666.34) |
| IX. | Tax Expense: | | | |
| | (1) Current tax | | - | - |
| | (2) Deferred Tax | | (85,854.00) | (96,643.00) |
| X. | Profit/ (Loss) for the period from Continuing Operations (VIII - IX) | | (2,567,006.36) | (5,717,023.34) |
| XI. | Profit/Loss from Discontinuing Operations | | - | - |
| XII. | Tax Expense of Discontinuing Operations | | - | - |
| XIII. | Profit/ (Loss) from Discontinuing Operations (after Tax) (XI - XII) | | - | - |
| XIV. | Profit/ (Loss) for the Period (X + XIII) | | (2,567,006.36) | (5,717,023.34) |
| XV. | Earnings Per Equity Share | | | |
| | (1) Basic | | - | - |
| | (2) Diluted | | - | - |


See accompanying notes to the financial statements


Auditors' Report

As per our report of even date attached

G.S Kohli & Co.

Chartered Accountants


Sumit Sang
(Partner)




Place: New Delhi

Date: 26/08/2019


UDIN : 19522521AAAACC6292

For and on behalf of the Board of

T.S. REALTECH PRIVATE LIMITED



(Sunita Trehan)
Director
DIN No. 00180930



(Abhishek Trehan)
Director
DIN No. 00180879

T.S. REAL TECH PVT. LTD.
Notes to the Balance Sheet

Note 1

| Share Capital | As at 31 March 2019 | | As at 31 March 2018 | |
|--|---------------------|--------------|---------------------|--------------|
| | Number | Amount | Number | Amount |
| Authorised Equity Shares of Rs.10/- each | 240,000.00 | 2,400,000.00 | 240,000.00 | 2,400,000.00 |
| Issued Equity Shares of Rs.10/- each | 110,000.00 | 1,100,000.00 | 110,000.00 | 1,100,000.00 |
| Subscribed & Paid up Equity Shares of Rs.10/- each | 110,000.00 | 1,100,000.00 | 110,000.00 | 1,100,000.00 |
| Total | 110,000.00 | 1,100,000.00 | 110,000.00 | 1,100,000.00 |

Note 1A

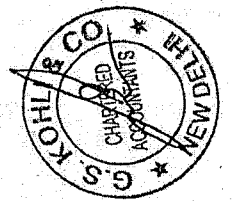
| Particulars | Equity Shares | |
|---|---------------|--------------|
| | Number | Amount |
| Shares outstanding at the beginning of the year | 110,000.00 | 1,100,000.00 |
| Shares Issued during the year | - | - |
| Shares bought back during the year | - | - |
| Shares outstanding at the end of the year | 110,000.00 | 1,100,000.00 |

Note 1B Disclosure pursuant to Schedule III to the Companies Act, 2013

Not Applicable as the Company is not holding or subsidiary company.

Note 1C

| Name of Shareholder | As at 31 March 2019 | | As at 31 March 2018 | |
|--|---------------------|--------------|---------------------|--------------|
| | No. of Shares held | % of Holding | No. of Shares held | % of Holding |
| Abhishek Trehan | 10000 | 9.09 | 10000 | 9.09 |
| Aman Trehan | 10000 | 9.09 | 10000 | 9.09 |
| Sunita Trehan | 80000 | 72.73 | 80000 | 72.73 |
| M/S Ratnakar sales Promotion Pvt. Ltd. | 10000 | 9.09 | 10000 | 9.09 |



For T.S. REALTECH PRIVATE LIMITED

Sunita Trehan
Director/Authorized Signatory

For T.S. REALTECH PRIVATE LIMITED

Abhishek Trehan
Director/Auditor

Note 2


| Reserves & Surplus | As at 31 March 2019 | As at 31 March 2018 |
|--|------------------------|------------------------|
| | Amount | Amount |
| a. Surplus | | |
| Opening balance | (10,861,521.43) | (5,144,498.09) |
| (+) Net Profit/(Net Loss) For the current year | (2,567,006.36) | (5,717,023.34) |
| (-) Last Year Provision | - | - |
| (+) Income Tax Refund | - | - |
| (+) Prior Period Adjustment | - | - |
| Closing Balance | (13,428,527.79) | (10,861,521.43) |
| Total | (13,428,527.79) | (10,861,521.43) |

Note 3

| Long Term Borrowings | As at 31 March 2019 | As at 31 March 2018 |
|-------------------------------------|-----------------------|-----------------------|
| | Amount | Amount |
| Secured Loan | | |
| Federal Bank Ltd.- Houz Khas | - | 98,838,499.00 |
| Unsecured Loan | | |
| Secured Loan- HDFC Ltd | 89,672,122.00 | |
| Ratnakar sales promotions pvt. Ltd. | 268,180,000.00 | 268,180,000.00 |
| Total | 357,852,122.00 | 367,018,499.00 |

Note 4

| Short Term Borrowings | As at 31 March 2019 | As at 31 March 2018 |
|--------------------------------------|-----------------------|----------------------|
| | Amount | Amount |
| Unsecured Loan From Directors | | |
| Abhishek Trehan | 1,867,502.00 | 15,799,502.00 |
| Aman Trehan | 1,300,000.00 | 11,800,000.00 |
| Sunita Trehan | 101,992,816.00 | 26,154,500.00 |
| Total | 105,160,318.00 | 53,754,002.00 |



For TS REALTECH PRIVATE LIMITED

Sunita
Director/Authorised Signatory

For TS REALTECH PRIVATE LIMITED

Aman
Director/Authorised Signatory

Note 5


| <u>Other Current Liabilities</u> | As at 31 March 2019 | As at 31 March 2018 |
|---|------------------------|------------------------|
| | Amount | Amount |
| (a) Other payables (specify nature) | | |
| Advance booking For Property | 236,093,552.43 | 199,442,360.08 |
| Audit Fee Payable | 90,000.00 | 90,000.00 |
| Other Expenses Payable | | |
| Payable to Director's Exp. | 234,000.00 | - |
| ESIC Payable | 2,612.00 | 14,001.00 |
| EPF Payable | 61,650.00 | 57,980.00 |
| Haryana Labour Welfare Fund | 2,580.00 | |
| Salary and Wages Payable | 810,594.00 | 864,565.00 |
| Electricity Exp. Payable | 360,355.00 | 10,460.00 |
| Telephone Payable | 9,092.00 | 16,966.00 |
| Interest Accrued not yet Paid to Bank Loan | - | 838,022.00 |
| Security Deposit (Rental and Maint.) | | |
| Security Against Rent - INOX Cinemas | 2,030,000.00 | 2,030,000.00 |
| Security Against Rent - Wave Cinemas | 1,820,000.00 | 1,820,000.00 |
| Security Recd.- Reliance Corporate Park Ltd | 648,585.00 | 648,585.00 |
| Tds payable | 204,607.00 | 235,454.00 |
| Total | 242,367,627.43 | 206,068,393.08 |

Note 6

| <u>Short Term Provisions</u> | As at 31 March 2019 | As at 31 March 2018 |
|------------------------------|------------------------|------------------------|
| | Amount | Amount |
| (a) Others (Specify nature) | | |
| Provision for taxation | | |
| Total | - | - |

Note 8

| <u>INVESTMENTS</u> | As at 31 March 2019 | As at 31 March 2018 |
|--------------------------------------|------------------------|------------------------|
| | Amount | Amount |
| FDR for Margin money with OBC | - | 4,100,000.00 |
| FDR- 19800300010701 with FDRL Bank | - | 2,700,000.00 |
| FDR for Security of Electricity | - | 250,000.00 |
| FDR for Security of CST & VAT (FDRL) | 100,000.00 | 100,000.00 |
| FDR 19800300019132 -DHBN BG 12.04 L | 362,000.00 | |
| FDR 19800300019140 -IDW BG 35 L | 1,050,000.00 | |
| ICICI BG-112.62 Lac DHBN FDs | 11,262,365.00 | |
| ICICI BG-97.65 Lac DTCP(IDW) FDs | 10,745,750.00 | |
| Total | 23,520,115.00 | 7,150,000.00 |



For TS REALTECH PRIVATE LIMITED

For TS REALTECH PRIVATE LIMITED

Note 9


| Cash and cash equivalents | As at 31 March 2019 | As at 31 March 2018 |
|--|---------------------|---------------------|
| | Amount | Amount |
| a. Balances with banks* | | |
| -Balance Federal Bank-1552 | 70,648.40 | 2,571,236.40 |
| -Balance in Federal Bank-950 | 1,475,759.00 | 28,360.00 |
| -Balance in Federal Bank-570 | 961,729.57 | 632,694.99 |
| - Balance in C/ A with OBC -1808 | - | 71,687.80 |
| -balance in HDFC a/c no.0638 | 31,547.96 | 402,365.96 |
| -HDFC A/c No.57500000284115 Escrow A/c | 296,404.00 | |
| -HDFC Bank 57500000339290 | 9,882.00 | |
| -balance in ICICI a/c no.18959 | 281,052.25 | 49,971.25 |
| b. Cash on hand* | 589,195.82 | 649,437.00 |
| Total | 3,716,219.00 | 4,405,753.40 |

Note 10

| Short-term loans and advances | As at 31 March 2019 | As at 31 March 2018 |
|-----------------------------------|---------------------|---------------------|
| | Amount | Amount |
| a. Others (specify nature) | | |
| Unsecured, considered good | | |
| Total | | |

Note 11

| Other Current Assets | As at 31 March 2019 | As at 31 March 2018 |
|---|----------------------|----------------------|
| | Amount | Amount |
| Interest Accrued on FDR | 392,719.00 | 2,899,894.00 |
| Advance Against Goods Purchase | 5,342,907.39 | 4,371,228.42 |
| Advance for Skoda- Octavia Car | - | 100,000.00 |
| Prepaid Insurance | 81,459.00 | 105,339.00 |
| Security deposit for Minning Exp. | 164,690.00 | 164,690.00 |
| Security deposit for Electricity | 42,000.00 | 42,000.00 |
| Security Deposit to Petro Mall | 150,000.00 | 150,000.00 |
| Security Deposit to Pollution Contral Board | 210,000.00 | 210,000.00 |
| Security Deposit - DHBVN HT Connection | 1,000,000.00 | 700,000.00 |
| TDS for A.Y. 2018-2019 | 1,060,062.16 | 325,628.96 |
| Service/GST (Input) | 8,996,428.00 | 19,161,088.00 |
| Income Tax Refund | 1,346,497.85 | 1,066,808.89 |
| Total | 18,786,763.40 | 29,296,677.27 |



For TS REALTECH PRIVATE LIMITED

[Signature]

Director/Authorised Signatory

For TS REALTECH PRIVATE LIMITED

[Signature]

Director/Authorised Signatory

T.S. REAL TECH PVT. LTD.
Notes to the Profit & Loss Statement

Revenue from sale of property

| Particulars | For the year ended 31, March 2019 | For the year ended 31, March 2018 |
|--------------------|-----------------------------------|-----------------------------------|
| | Amount | Amount |
| Sale Consideration | 28,156,734.00 | 35,351,006.48 |
| Total | 28,156,734.00 | 35,351,006.48 |

Note 12 Other Incomes

| Particulars | For the year ended 31, March 2019 | For the year ended 31, March 2018 |
|--------------------------|-----------------------------------|-----------------------------------|
| | Amount | Amount |
| Rental Income | - | - |
| Interest from fdr | 932,583.00 | 788,954.00 |
| Miscellaneous Income | 1,267,530.00 | 1,085,343.00 |
| Short & Excess | - | 91,463.84 |
| Profit on Car Sale Laura | - | - |
| Total | 2,200,113.00 | 1,965,760.84 |

Note 13 Employee Benefit Expenses

| Particulars | For the year ended 31, March 2019 | For the year ended 31, March 2018 |
|-----------------|-----------------------------------|-----------------------------------|
| | Amount | Amount |
| Salary Expenses | 1,413,352.00 | 1,314,795.00 |
| Staff Welfare | 35,346.00 | 145,713.00 |
| Total | 1,448,698.00 | 1,460,508.00 |

For TS REALTECH PRIVATE LIMITED

Suresh
Director/Authorised Signatory

For TS REALTECH PRIVATE LIMITED

Arun
Director/Authorised Signatory



Note 14 Other Expenses


| Particulars | For the year ended 31 March 2019 | For the year ended 31 March 2018 |
|--|-------------------------------------|-------------------------------------|
| | Amount | Amount |
| Auditors' Remuneration | 100,000.00 | - |
| Bank Charges | 56,743.25 | 100,000.00 |
| Building & Lift Insurance | 44,110.00 | 30,048.54 |
| Computer Repair & Maintenance | 48,205.00 | 40,592.00 |
| Directors Remuneration | 3,600,000.00 | 49,069.40 |
| Conveyance Expenses | 128,084.00 | 3,120,000.00 |
| Electricity Charges | 213,920.00 | 95,727.00 |
| Office Expenses | 139,600.00 | 204,111.00 |
| Interest paid for Service Tax, TDS and I Tax | 5,000.00 | 275,262.00 |
| Legal and Professional Expenses | 15,000.00 | 2,886.00 |
| Marketing Expenses | 53,829.00 | 109,890.00 |
| Misc. Expenses | 8,143.06 | 2,062,110.00 |
| Printing & Stationery | 24,890.48 | 44,272.00 |
| Loss On Sale Of Car | 2,262.57 | 43,827.90 |
| ROC Expense | 9,600.00 | - |
| Repair & Maintainance- Office Equipments | 74,235.00 | - |
| Service Tax Expenses (Swatch Bharat Cess) | - | 21,649.00 |
| Telephone Exp | 183,637.82 | 242,364.00 |
| Tour and Travels (Director) Domestic | - | 38,000.00 |
| Tour and Travels (Director) Aborad | - | 574,409.00 |
| Vehicle Running & Maintenance | 622,598.18 | 759,254.00 |
| Total | 5,329,858.36 | 7,813,471.84 |

Note 15 COST OF PROJECT

| Particulars | For the year ended 31, March 2019 | For the year ended 31, March 2018 |
|------------------------------|--------------------------------------|--------------------------------------|
| | Amount | Amount |
| Opening WIP | 582,869,070.10 | 498,296,316.15 |
| DURING THE YEAR: | | |
| Purchases of Land Cost | - | - |
| Land Development Expenses | 97,061,526.12 | 116,048,177.77 |
| | 679,930,596.22 | 614,344,493.92 |
| Closing WIP | 655,355,022.22 | 582,869,070.10 |
| Total Cost of Project | 24,575,574.00 | 31,475,423.82 |

Note 16 Trade Payable

| Particulars | For the year ended | For the year ended 31, |
|----------------------------------|----------------------|------------------------|
| | Amount | Amount |
| Total Outstanding dues of others | 13,513,959.22 | 13,736,492.93 |
| Total | 13,513,959.22 | 13,736,492.93 |




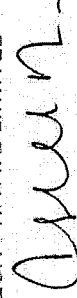
For TS REALTECH PRIVATE LIMITED


For TS REALTECH PRIVATE LIMITED

T S REAL TECH PRIVATE LIMITED
SCHEDULE OF FIXED ASSETS AS PER COMPANIES ACT, 2013 AS ON 31st MARCH 2019

| PARTICULARS | GROSS BLOCK | | | DEPRECIATION | | | NET BLOCK | | | |
|--------------------------------|----------------------|--------------------------|---------------------|----------------------|---------------------|---------------------|---------------------|----------------------|---------------------|---------------------|
| | COST AS ON 1.4.2018 | ADDITION DURING THE YEAR | SALE/ TRANSFER | TOTAL COST | UPTO 1.4.2018 | FOR THE YEAR | WRITTEN BACK | TOTAL UPTO 31.3.2019 | W.D.V. 31.3.2019 | W.D.V. 31.3.2018 |
| Car & CAR | 1,000,000.00 | - | 1,000,000.00 | - | 850,616.38 | - | 850,616.38 | - | - | 149,383.62 |
| 2.5V | 1,554,865.00 | - | 1,554,865.00 | - | 1,299,308.05 | 67,678.00 | 1,366,986.05 | - | - | 255,556.95 |
| 3.4z-VDI | 594,274.00 | - | - | 594,274.00 | 499,093.16 | 30,408.00 | - | 529,501.16 | 64,777.84 | 95,180.84 |
| 4. Camera | 6,100,000.00 | - | - | 6,100,000.00 | 3,050,368.00 | 952,534.00 | - | 4,002,902.00 | 2,097,098.00 | 3,049,632.00 |
| 5. Machine | 1,590,173.00 | - | - | 1,590,173.00 | 766,363.00 | 213,284.00 | - | 979,647.00 | 610,526.00 | 823,810.00 |
| 6. Machine | 174,344.00 | - | - | 174,344.00 | 104,735.68 | 12,755.00 | - | 117,490.68 | 56,853.32 | 69,608.32 |
| 7. Machine | 60,375.00 | - | - | 60,375.00 | 36,539.44 | 4,372.00 | - | 40,911.44 | 19,463.56 | 23,835.56 |
| 8. Machine | 335,000.00 | - | - | 335,000.00 | 198,232.11 | 25,012.00 | - | 223,244.11 | 111,755.89 | 136,767.89 |
| 9. Machine | 2,006,280.00 | - | - | 2,006,280.00 | 1,185,329.39 | 150,101.00 | - | 1,335,430.39 | 670,849.61 | 820,950.61 |
| 10. Machine | 1,375,000.00 | - | - | 1,375,000.00 | 829,628.36 | 99,996.00 | - | 929,624.36 | 445,375.64 | 545,371.64 |
| 11. Machine | 12,990.00 | - | - | 12,990.00 | 7,811.13 | 949.00 | - | 8,760.13 | 4,229.87 | 5,178.87 |
| 12. Brother | 40,270.00 | - | - | 40,270.00 | 31,349.65 | 2,927.00 | - | 34,276.65 | 5,993.35 | 8,920.35 |
| 13. Brother | 3,900.00 | - | - | 3,900.00 | 2,886.00 | 640.00 | - | 3,526.00 | 374.00 | 1,014.00 |
| 14. Brother | 704,000.00 | - | - | 704,000.00 | 381,119.00 | 58,441.00 | - | 439,560.00 | 264,440.00 | 322,881.00 |
| 15. Brother | 21,500.00 | - | - | 21,500.00 | 18,511.00 | 1,347.00 | - | 19,858.00 | 1,642.00 | 2,989.00 |
| 16. Brother | 161,300.00 | - | - | 161,300.00 | 121,509.99 | 16,458.00 | - | 137,967.99 | 23,332.01 | 39,790.01 |
| 17. Brother | 28,840.00 | - | - | 28,840.00 | 16,500.00 | 5,562.00 | - | 22,062.00 | 6,778.00 | 12,340.00 |
| 18. Brother | 49,500.00 | - | - | 49,500.00 | 47,025.30 | - | - | 47,025.30 | 2,474.70 | 2,474.70 |
| 19. Brother | 58,275.00 | - | - | 58,275.00 | 55,360.87 | - | - | 55,360.87 | 2,914.13 | 2,914.13 |
| 20. Brother | 63,000.00 | - | - | 63,000.00 | 59,849.59 | - | - | 59,849.59 | 3,150.41 | 3,150.41 |
| 21. Brother | 25,200.00 | - | - | 25,200.00 | 23,940.09 | - | - | 23,940.09 | 1,259.91 | 1,259.91 |
| 22. Brother | 25,000.00 | - | - | 25,000.00 | 4,239.00 | 13,113.00 | - | 17,352.00 | 7,648.00 | 20,761.00 |
| Total.. | 15,984,086.00 | - | 2,554,865.00 | 13,429,221.00 | 9,590,315.19 | 1,655,577.00 | 2,217,602.43 | 9,028,289.76 | 4,400,931.24 | 6,393,770.81 |
| Previous Year Balance.. | 15,959,086.00 | 25,000.00 | - | 15,984,086.00 | 7,209,285.19 | 2,381,030.00 | - | 9,590,315.19 | 6,393,770.81 | 8,749,800.81 |

For TS REALTECH PRIVATE LIMITED

 Director/Authorised Signatory

For TS REALTECH PRIVATE LIMITED

 Director/Authorised Signatory




T S REAL TECH PRIVATE LIMITED


SCHEDULE OF FIXED ASSETS AS PER INCOME TAX ACT, 1961 AS ON 31 MARCH, 2019


| PARTICULARS | BALANCE AS ON 01/04/2018 | | ADDITION | | TOTAL | Rate Of Depreciation | Depreciation Allowed | Depreciation Claimed | WDV AS ON 31/03/2019 |
|------------------|--------------------------|------------------|-------------------|------------------|--------------|----------------------|----------------------|----------------------|----------------------|
| | BEFORE 30/09/2018 | AFTER 30/09/2018 | BEFORE 30/09/2018 | AFTER 30/09/2018 | | | | | |
| a. Innova, Laura | 1,093,729.00 | - | - | - | 758,729.00 | 15% | 113,809.00 | 113,809.00 | 644,920.00 |
| he Canemera | 4,407,250.00 | - | - | - | 4,407,250.00 | 15% | 661,088.00 | 661,088.00 | 3,746,162.00 |
| Ritz-VDI | 263,683.00 | - | - | - | 263,683.00 | 15% | 39,552.00 | 39,552.00 | 224,131.00 |
| ti | 1,062,732.00 | - | - | - | 1,062,732.00 | 15% | 159,410.00 | 159,410.00 | 903,322.00 |
| tractor | 367,492.00 | - | - | - | 367,492.00 | 15% | 55,124.00 | 55,124.00 | 312,368.00 |
| Machine | 77,358.00 | - | - | - | 77,358.00 | 15% | 11,604.00 | 11,604.00 | 65,754.00 |
| Machine | 26,789.00 | - | - | - | 26,789.00 | 15% | 4,018.00 | 4,018.00 | 22,771.00 |
| he | 148,640.00 | - | - | - | 148,640.00 | 15% | 22,296.00 | 22,296.00 | 126,344.00 |
| ixture Plant | 890,196.00 | - | - | - | 890,196.00 | 15% | 133,529.00 | 133,529.00 | 756,667.00 |
| | 610,094.00 | - | - | - | 610,094.00 | 15% | 91,514.00 | 91,514.00 | 518,580.00 |
| tem | 5,763.00 | - | - | - | 5,763.00 | 15% | 864.00 | 864.00 | 4,899.00 |
| | 22,675.00 | - | - | - | 22,675.00 | 15% | 3,401.00 | 3,401.00 | 19,274.00 |
| | 96,918.00 | - | - | - | 96,918.00 | 15% | 14,538.00 | 14,538.00 | 82,380.00 |
| | 11,223.00 | - | - | - | 11,223.00 | 15% | 1,683.00 | 1,683.00 | 9,540.00 |
| | 532.00 | - | - | - | 532.00 | 40% | 213.00 | 213.00 | 319.00 |
| | 895.00 | - | - | - | 895.00 | 40% | 358.00 | 358.00 | 537.00 |
| | 1,638.00 | - | - | - | 1,638.00 | 40% | 655.00 | 655.00 | 983.00 |
| le | 968.00 | - | - | - | 968.00 | 40% | 387.00 | 387.00 | 581.00 |
| & Brother | 387.00 | - | - | - | 387.00 | 40% | 155.00 | 155.00 | 232.00 |
| no | 5,561.00 | - | - | - | 5,561.00 | 40% | 2,224.00 | 2,224.00 | 3,337.00 |
| | 20,000.00 | - | - | - | 20,000.00 | 40% | 8,000.00 | 8,000.00 | 12,000.00 |
| | 9,114,523.00 | - | - | - | 8,779,523.00 | | 1,324,422.00 | 1,324,422.00 | 7,455,101.00 |

CONSOLIDATED SCHEDULE OF FIXED ASSETS AS PER INCOME TAX ACT, 1961 AS ON 31 MARCH, 2019

| PARTICULARS | BALANCE AS ON 01/04/2018 | | ADDITION | | TOTAL | Rate Of Depreciation | Depreciation Allowed | Depreciation Claimed | WDV AS ON 31/03/2019 |
|-------------|--------------------------|------------------|-------------------|------------------|--------------|----------------------|----------------------|----------------------|----------------------|
| | BEFORE 30/09/2018 | AFTER 30/09/2018 | BEFORE 30/09/2018 | AFTER 30/09/2018 | | | | | |
| | 6,827,394.00 | - | - | - | 6,492,394.00 | 15% | 973,859.00 | 973,859.00 | 5,518,535.00 |
| | 2,257,148.00 | - | - | - | 2,257,148.00 | 15% | 338,572.00 | 338,572.00 | 1,918,576.00 |
| | 29,981.00 | - | - | - | 29,981.00 | 40% | 11,992.00 | 11,992.00 | 17,989.00 |
| | 9,114,523.00 | - | - | - | 8,779,523.00 | | 1,324,423.00 | 1,324,423.00 | 7,455,100.00 |

For TS REALTECH PRIVATE LIMITED

 Director/Authorised Signatory



For TS REALTECH PRIVATE LIMITED

 Director/Authorised Signatory

INDIAN INCOME TAX RETURN ACKNOWLEDGEMENT

[Where the data of the Return of Income in Form ITR-1 (SAHAJ), ITR-2, ITR-3, ITR-4, ITR-5, ITR-6, ITR-7 transmitted electronically with digital signature]

Assessment Year
2018-19

| | | | | | | |
|--|--------------------------------|-------------------------------------|---------------------------------|--|-------------|---------|
| PERSONAL INFORMATION AND THE DATE OF ELECTRONIC TRANSMISSION | Name | | | PAN | | |
| | TS REALTECH PRIVATE LIMITED | | | AADCK3222C | | |
| | Flat/Door/Block No | Name Of Premises/Building/Village | | Form No. which has been electronically transmitted | ITR-6 | |
| | E-26,LGF | | | | | |
| | Road/Street/Post Office | Area/Locality | | Status | Pvt Company | |
| | | Panchsheel Park | | | | |
| | Town/City/District | State | Pin/Zip Code | Aadhaar Number/Enrollment ID | | |
| | New Delhi | DELHI | 110017 | | | |
| | Designation of AO(Ward/Circle) | | | Original or Revised | | |
| | CIRCLE 25(2),DELHI | | | ORIGINAL | | |
| E-filing Acknowledgement Number | | 329187131091018 | Date(DD/MM/YYYY) | | 09-10-2018 | |
| COMPUTATION OF INCOME AND TAX THEREON | 1 | Gross total income | | | 1 | 0 |
| | 2 | Deductions under Chapter-VI-A | | | 2 | 0 |
| | 3 | Total Income | | | 3 | 0 |
| | 3a | Current Year loss, if any | | | 3a | 5047445 |
| | 4 | Net tax payable | | | 4 | 0 |
| | 5 | Interest and Fee Payable | | | 5 | 0 |
| | 6 | Total tax, interest and Fee payable | | | 6 | 0 |
| | 7 | Taxes Paid | a | Advance Tax | 7a | 0 |
| | | | b | TDS | 7b | 325630 |
| | | | c | TCS | 7c | 0 |
| d | | | Self Assessment Tax | 7d | 0 | |
| e | | | Total Taxes Paid (7a+7b+7c +7d) | 7e | 325630 | |
| 8 | Tax Payable (6-7e) | | | 8 | 0 | |
| 9 | Refund (7e-6) | | | 9 | 325630 | |
| 10 | Exempt Income | Agriculture | | 10 | | |
| | | Others | | | | |

This return has been digitally signed by SUNITA TREHAN in the capacity of Director

having PAN AACPT8335K from IP Address 122.161.139.60 on 09-10-2018 at NEW DELHI

Dsc SI No & issuer 2449523641122037750CN=SafeScript sub-CA for RCAI Class 2 2014,OU=Sub-CA,O=Sify Technologies Limited,C=IN

DO NOT SEND THIS ACKNOWLEDGEMENT TO CPC, BENGALURU

T.S. REAL TECH PVT. LTD.
Balance Sheet as at 31/03/2018

| Particulars | Note No. | As at | |
|--|----------|-----------------------|-----------------------|
| | | 31st March 2018 | 31st March 2017 |
| I. EQUITY AND LIABILITIES | | | |
| (1) Shareholder's Funds: | | | |
| (a) Share Capital | Note 1 | 1,100,000.00 | 1,100,000.00 |
| (b) Reserves and Surplus | Note 2 | (10,861,521.43) | (5,144,498.09) |
| (2) Non-Current Liabilities | | | |
| (a) Long-Term Borrowings (Share Holder) | Note 3 | 268,180,000.00 | 268,180,000.00 |
| (b) Loan-Term Borrowings (Bank) | | 98,838,499.00 | 50,000,000.00 |
| (3) Current Liabilities | | | |
| (a) Short-Term Borrowings | Note 4 | 53,754,002.00 | 8,640,468.00 |
| (b) Other Current Liabilities | Note 5 | 206,068,393.08 | 204,719,732.23 |
| (c) Trade Payables | Note 16 | | |
| - Total outstanding dues of micro | | | |
| -- Total outstanding dues of creditors other | | 13,736,492.93 | 2,669,037.00 |
| (c) Short-Term Provisions | Note 6 | | |
| TOTAL | | 630,815,865.58 | 530,164,739.14 |
| II. ASSETS | | | |
| (1) Non-Current Assets | | | |
| (a) Fixed Assets | Note 7 | 6,393,770.81 | 8,749,800.81 |
| (i) Tangible Assets | | | |
| (b) Non-Current Investments | Note 8 | 7,150,000.00 | 6,900,000.00 |
| (c) Deferred Tax Assets (Net) | | 700,594.00 | 603,951.00 |
| (2) Current Assets | | | |
| (a) Cash and Cash Equivalents | Note 9 | 4,405,753.40 | 2,891,440.29 |
| (b) Short-Term Loans and Advances | Note 10 | | |
| (c) Project Work in Progress | Note 15 | 582,869,070.10 | 498,296,316.15 |
| (d) Other Current Assets | Note 11 | 29,296,677.27 | 12,723,230.89 |
| TOTAL | | 630,815,865.58 | 530,164,739.14 |
| | | 0.00 | (0.00) |

See accompanying notes & Accounting Policies to the financial statements


Auditors' Report

As per our report of even date attached
G.S. Kohli & Co.
Chartered Accountants

SUMIT SANG
(Partner)

Place: New Delhi

Date: 25/09/2018



For and on behalf of the Board of
T.S. REAL TECH PVT. LTD.

Sunita Trehan

(Sunita Trehan)
Director

DIN No. 00180930

Abhishek Trehan

(Abhishek Trehan)
Director

DIN No. 00180879

T.S. REAL TECH PVT. LTD.
Profit & Loss Statement for the year ended 31/03/2018

| | Particulars | Note No. | Year ended 31st March 2018 | Year ended 31st March 2017 |
|-------|--|----------|-------------------------------|-------------------------------|
| I.(a) | Revenue From Sale Of Property | | 35,351,006.48 | 16,282,618.16 |
| I.(b) | Other Incomes | Note 12 | 1,965,760.84 | 4,116,219.29 |
| II. | Total Revenue (I) | | 37,316,767.32 | 20,398,837.45 |
| III. | Expenses: | | | |
| | Cost of Project | Note 15 | 31,475,423.82 | 18,924,353.02 |
| | <u>Administrative & Selling Expenses</u> | | | |
| | Other Administrative and Selling Expenses | Note 14 | 4,693,474.84 | 4,446,007.48 |
| | Employee Benefit Expenses | Note 13 | 4,500,508.00 | 5,145,722.00 |
| | Depreciation and Amortization Expense | Note 7 | 2,381,030.00 | 2,946,116.00 |
| | Total Expenses | | 43,130,433.66 | 31,462,199.30 |
| IV. | Profit before Exceptional and Extraordinary Items and Tax (II - III) | | (5,813,666.34) | (11,063,361.85) |
| V. | Exceptional Items | | | |
| VI. | Profit before Extraordinary Items and Tax (IV - V) | | (5,813,666.34) | (11,063,361.85) |
| VII. | Extra Ordinary Items | | | |
| VIII. | Profit before Tax (VI - VII) | | (5,813,666.34) | (11,063,361.85) |
| IX. | Tax Expense: | | | |
| | (1) Current tax | | (96,643.00) | (323,554.00) |
| | (2) Deferred Tax | | | |
| X. | Profit/ (Loss) for the period from Continuing Operations (VIII - IX) | | (5,717,023.34) | (11,739,807.85) |
| XI. | Profit/Loss from Discontinuing Operations | | | |
| XII. | Tax Expense of Discontinuing Operations | | | |
| XIII. | Profit/ (Loss) from Discontinuing Operations (after Tax) (XI - XII) | | | |
| XIV. | Profit/ (Loss) for the Period (X + XIII) | | (5,717,023.34) | (10,739,807.85) |
| XV. | Earnings Per Equity Share | | | |
| | (1) Basic | | | |
| | (2) Diluted | | | |

See accompanying notes to the financial statements

Auditors' Report

As per our report of even date attached

G.S. Kohli & Co.

Chartered Accountants


SUMIT SANG

(Partner)

Place: New Delhi

Date:

25/09/2018



For and on behalf of the Board of
T.S. REAL TECH PVT. LTD.

(Sunita Trehan)

Director

DIN No. 00180930

(Abhishek Trehan)

Director

DIN No. 00180879

T.S. REAL TECH PVT. LTD.

Annexures to the Balance Sheet

Note 1 Disclosure pursuant to Schedule III to the Companies Act, 2013

| Share Capital | As at 31 March 2018 | | As at 31 March 2017 | |
|---------------------------------|---------------------|--------------|---------------------|--------------|
| | Number | Amount | Number | Amount |
| Authorised | | | | |
| Equity Shares of Rs.10/- each | 240,000.00 | 2,400,000.00 | 240,000.00 | 2,400,000.00 |
| Issued | | | | |
| Equity Shares of Rs.10/- each | 110,000.00 | 1,100,000.00 | 110,000.00 | 1,100,000.00 |
| Subscribed & Paid up | | | | |
| Equity Shares of Rs.10/- each | 110,000.00 | 1,100,000.00 | 110,000.00 | 1,100,000.00 |
| Total | 110,000.00 | 1,100,000.00 | 110,000.00 | 1,100,000.00 |

Note 1A Disclosure pursuant to Schedule III to the Companies Act, 2013

| Particulars | Equity Shares | |
|---|---------------|--------------|
| | Number | Amount |
| Shares outstanding at the beginning of the year | 110,000.00 | 1,100,000.00 |
| Shares issued during the year | | |
| Shares bought back during the year | | |
| Shares outstanding at the end of the year | 110,000.00 | 1,100,000.00 |

Note 1B Disclosure pursuant to Schedule III to the Companies Act, 2013

Not Applicable as the Company is not holding or subsidiary company.

Note 1C Disclosure pursuant to Schedule III to the Companies Act, 2013

| Name of Shareholder | As at 31 March 2018 | | As at 31 March 2017 | |
|---|---------------------|--------------|---------------------|--------------|
| | No. of Shares held | % of Holding | No. of Shares held | % of Holding |
| Abhishek Trehan | 10000 | 9.09 | 10000 | 9.09 |
| Aman Trehan | 10000 | 9.09 | 10000 | 9.09 |
| Sunita Trehan | 80000 | 72.73 | 80000 | 72.73 |
| M/S Ratriakar sales Promotion Pvt. Ltd. | 10000 | 9.09 | 10000 | 9.09 |

Note 2 Disclosure pursuant to Schedule III to the Companies Act, 2013

| Reserves & Surplus | As at 31 March 2018 | As at 31 March 2017 |
|--|---------------------|---------------------|
| | Amount | Amount |
| a. Surplus | | |
| Opening balance | (5,144,498.09) | 5,574,309.76 |
| (+) Net Profit/(Net Loss) For the current year | (5,717,023.34) | (10,739,807.85) |
| (-) Last Year Provision | | |
| (e) Income Tax Refund | | 21,000.00 |
| (+) Prior Period Adjustment | | |
| Closing Balance | (10,861,521.43) | (5,144,498.09) |
| Total | (10,861,521.43) | (5,144,498.09) |

For TS REALTECH PRIVATE LIMITED

Sunita Trehan
Director/Authorised Signatory

For TS REALTECH PRIVATE LIMITED

Aman Trehan
Director/Authorised Signatory



Note 3 Disclosure pursuant to Schedule III to the Companies Act, 2013

| Long Term Finance/ Liabilities | As at 31 March 2016 | As at 31 March 2017 |
|---|-----------------------|-----------------------|
| | Amount | Amount |
| Unsecured | | |
| (a) Loans and advances from related parties | | |
| Secured Loan | | |
| Federal Bank Ltd. - Houz Khash | 98,838,499.00 | 50,000,000.00 |
| Unsecured Loan | | |
| Ratnakar sales promotions pvt. Ltd. | 268,180,000.00 | 268,180,000.00 |
| Total | 367,018,499.00 | 318,180,000.00 |

Note 4 Disclosure pursuant to Schedule III to the Companies Act, 2013

| Short Term Borrowings | As at 31 March 2016 | As at 31 March 2017 |
|-----------------------|-----------------------|---------------------|
| | Amount | Amount |
| Unsecured Loan | | |
| Abhishek Trehan | 15,799,502.00 | 849,502.00 |
| Aman Trehan | 11,800,000.00 | 50,000.00 |
| Suhita Trehan | 28,154,500.00 | 7,740,966.00 |
| Total | 557,349,000.00 | 9,640,468.00 |

Note 5 Disclosure pursuant to Schedule III to the Companies Act, 2013

| Other Current Liabilities | As at 31 March 2016 | As at 31 March 2017 |
|---|-----------------------|-----------------------|
| | Amount | Amount |
| (a) Other payables (specify nature) | | |
| Advance booking For Property | 199,442,360.08 | 198,166,011.23 |
| Adult Fee Payable | 90,000.00 | 118,000.00 |
| Other Expenses Payable | | |
| ESIC Payable | 14,001.00 | 18,616.00 |
| EPF Payable | 57,980.00 | 61,793.00 |
| Salary and Wages Payable | 864,565.00 | 1,790,787.00 |
| Electricity Exp. Payable | 10,460.00 | 61,971.00 |
| Telephone Payable | 16,966.00 | 13,831.00 |
| Interest Accrued not yet Paid to Bank Loan | 838,022.00 | 425,441.00 |
| Security Deposit (Rental and Maint.) | | |
| Security Against Rent - INOX Cinemas | 2,030,000.00 | 2,030,000.00 |
| Security Against Rent - Wave Cinemas | 1,820,000.00 | 1,820,000.00 |
| Security Recd. - Reliance Corporate Park Ltd. | 648,585.00 | |
| Tds payable | 235,454.00 | 213,282.00 |
| Total | 406,068,893.08 | 202,719,732.23 |

For TS REALTECH PRIVATE LIMITED

[Signature]
Director/Authorised Signatory

For TS REALTECH PRIVATE LIMITED

[Signature]
Director/Authorised Signatory



Note 6 Disclosure pursuant to Schedule III to the Companies Act, 2013

| Short term Provisions | As at 31 March 2018 | As at 31 March 2017 |
|-----------------------------|---------------------|---------------------|
| | Amount | Amount |
| (a) Others (Specify nature) | | |
| Provision for taxation | | |
| Total | | |

Note 8

| INVESTMENTS | As at 31 March 2018 | As at 31 March 2017 |
|------------------------------------|---------------------|---------------------|
| | Amount | Amount |
| -FDR for Margin money with OBC | 4,100,000.00 | 4,100,000.00 |
| -FDR-19800300010701 with FDRL Bank | 2,700,000.00 | 2,700,000.00 |
| -FDR for Security of CST & VAT | 100,000.00 | 100,000.00 |
| -FDR for Security of Electricity | 250,000.00 | |
| Total | 7,150,000.00 | 6,900,000.00 |

Note 9 Disclosure pursuant to Schedule III to the Companies Act, 2013

| Cash and cash equivalents | As at 31 March 2018 | As at 31 March 2017 |
|--------------------------------|---------------------|---------------------|
| | Amount | Amount |
| a. Balances with banks* | | |
| -Balance in C/A with OBC-1808 | 71,687.80 | 71,721.80 |
| -Balance Federal Bank-1552 | 2,571,236.40 | 1,911,871.00 |
| -Balance in Federal Bank-570 | 632,694.99 | 306,981.28 |
| -Balance in Federal Bank-950 | 28,360.00 | 289,005.00 |
| -balance in HDFC a/c no.0638 | 402,365.96 | 253,796.96 |
| -balance in ICICI a/c no.18959 | 49,971.25 | 49,971.25 |
| b. Cash on hand* | 649,437.00 | 8,093.00 |
| | 4,057,553.40 | 2,891,440.29 |

Note 10 Disclosure pursuant to Schedule III to the Companies Act, 2013

| Short term loans and advances | As at 31 March 2018 | As at 31 March 2017 |
|-------------------------------|---------------------|---------------------|
| | Amount | Amount |
| a. Others (specify nature) | | |
| Unsecured, considered good | | |

Note 11 Disclosure pursuant to Schedule III to the Companies Act, 2013

| Other current assets | As at 31 March 2018 | As at 31 March 2017 |
|---|----------------------|----------------------|
| | Amount | Amount |
| Interest Accrued on FDR | 2,899,894.00 | 2,313,801.00 |
| Advance Against Goods Purchase | 4,371,228.42 | 7,865,907.00 |
| Advance for Skoda- Octavia Car | 100,000.00 | |
| Prepaid Insurance | 105,339.00 | 113,174.00 |
| Security deposit for Mining Exp. | 164,690.00 | 164,690.00 |
| Security deposit for Electricity | 42,000.00 | 42,000.00 |
| Security Deposit to Petro Mall | 150,000.00 | 150,000.00 |
| Security Deposit to Pollution Control Board | 210,000.00 | 210,000.00 |
| Security Deposit - DHBVN HT Connection | 700,000.00 | |
| GST Input | 19,161,080.00 | |
| Service Tax Input | | 303,584.00 |
| TDS for A.Y. 2018-2019 | 325,628.96 | |
| TDS for A.Y. 2017-18 | | 622,419.77 |
| Advance Income Tax | | 400,000.00 |
| Income Tax Refund | 1,066,808.89 | 537,655.12 |
| Total | 19,296,671.27 | 14,723,230.89 |

For TS REALTECH PRIVATE LIMITED

Sushant
Director/Authorised Signatory

For TS REALTECH PRIVATE LIMITED

S. KOHLI & CO

Chun
Director/Authorised Signatory

T.S. REAL TECH PVT. LTD.

Annexures to the Profit & Loss Statement

Revenue from sale of property

| Particulars | For the year ended 31 March 2018 | For the year ended 31 March 2017 |
|--------------------|----------------------------------|----------------------------------|
| | Amount | Amount |
| Sale Consideration | 35,351,006.48 | 16,282,618.16 |
| Total | 35,351,006.48 | 16,282,618.16 |

Note 12: Other Income

| Particulars | For the year ended 31 March 2018 | For the year ended 31 March 2017 |
|----------------------|----------------------------------|----------------------------------|
| | Amount | Amount |
| Rental Income | | |
| Interest from FDR | 788,954.00 | 1,187,707.00 |
| Miscellaneous Income | 1,095,343.00 | 2,928,512.29 |
| Short & Excess | -91,463.84 | |
| Total | 1,965,760.04 | 4,116,219.29 |

Note 13: Employee Benefit Expenses

| Particulars | For the year ended 31 March 2018 | For the year ended 31 March 2017 |
|-----------------|----------------------------------|----------------------------------|
| | Amount | Amount |
| Salary Expenses | 4,434,795.00 | 4,904,253.00 |
| Staff Welfare | 145,713.00 | 241,469.00 |
| Total | 4,580,508.00 | 5,145,722.00 |

For TS REALTECH PRIVATE LIMITED

Suresh
Director/Authorised Signatory

For TS REALTECH PRIVATE LIMITED

Arun
Director/Authorised Signatory



Note 14 Other Administrative and Selling Expenses

| Particulars | For the year ended 31 March 2018 | For the year ended 31 March 2017 |
|--|----------------------------------|----------------------------------|
| | Amount | Amount |
| Auditors' Remuneration | | |
| Audit Fees | 100000.00 | |
| Add: GST @ 18% | 0.00 | |
| | 100,000.00 | 118,600.00 |
| Bank Charges | 30,048.54 | 38,712.75 |
| Building Insurance- Bajaj Allianz | 40,592.00 | |
| Computer Repair & Maintenance | 49,069.40 | 20,900.00 |
| Conveyance Expenses | 95,727.00 | 40,291.00 |
| Electricity Charges | 204,111.00 | |
| Office Expenses | 275,262.00 | 173,702.00 |
| Interest paid for Service Tax, TDS and I Tax | 2,886.00 | 29,603.00 |
| Legal and Professional Expenses | 109,890.00 | 285,500.00 |
| Marketing Expenses | 2,062,110.00 | 1,997,721.00 |
| Misc. Expenses | 44,272.00 | 1,860.00 |
| Printing & Stationery | 43,827.90 | 38,728.00 |
| ROC Expense | | 12,900.00 |
| Repair & Maintenance | | 26,491.00 |
| Short & Excess | | 150,122.24 |
| Service Tax Expenses (Swatch Bharat Cess) | 21,649.00 | 45,350.00 |
| Telephone Exp | 242,364.00 | 302,288.49 |
| Tour and Travels (Director) Domestic | 38,000.00 | 83,806.00 |
| Tour and Travels (Director) Abroad | 574,409.00 | 292,700.00 |
| Vehicle Running & Maintenance | 759,254.00 | 987,342.00 |
| Total | 4,693,471.84 | 4,446,007.48 |

Note 15 COST OF PROJECT

| Particulars | For the year ended 31 March 2018 | For the year ended 31 March 2017 |
|--|----------------------------------|----------------------------------|
| | Amount | Amount |
| Opening WIP | 498,296,316.15 | 441,547,067.97 |
| DURING THE YEAR: | | |
| Purchases of Land Cost | | |
| Land Development Expenses | 2,122,000.00 | 31,739,000.00 |
| Less: Amt Recd from Plot Holder | (1,258,315.00) | (9,906,226.00) |
| Construction & Internal Development Work | 94,171,471.87 | 28,318,921.00 |
| Pollution Control Fees | | |
| Other Project Expenses | 14,602,206.90 | 21,366,595.00 |
| Bank Interest (Against Project Loan) | 6,410,814.00 | 4,155,312.00 |
| | 614,344,493.92 | 517,220,669.97 |
| Less: Decreasing of WIP | 31,475,423.82 | 18,924,353.82 |
| Closing WIP | 582,869,070.10 | 498,296,316.15 |
| Cost of Project | 31,475,423.82 | 18,924,353.82 |

For TS REALTECH PRIVATE LIMITED

Sunil
Director/Authorised Signatory

For TS REALTECH PRIVATE LIMITED

[Signature]
Director/Authorised Signatory



Note 16 Trade Payables

| Particulars | As at 31 March 2018 | As at 31 March 2017 |
|---|----------------------|---------------------|
| | Amounts | Amounts |
| Interest accrued and due on borrowings | | |
| Total outstanding dues of micro and small enterprises | | |
| Total outstanding dues of others | 13,736,492.93 | 2,669,037.00 |
| | 13,736,492.93 | 2,669,037.00 |
| Total | 13,736,492.93 | 2,669,037.00 |

There are no micro and small scale enterprises to which the Company owes dues as at 31st March, 2018. This information, as required to be disclosed under the Micro, Small and Medium Enterprises Development Act, 2006, has been determined to the extent such parties have been identified on the basis of information available with the Company.

For TS REALTECH PRIVATE LIMITED

Director/Authorised Signatory

For TS REALTECH PRIVATE LIMITED

Director/Authorised Signatory



T.S. REALTECH PRIVATE LIMITED

SCHEDULE OF FIXED ASSETS AS PER INCOME TAX ACT 1961 AS ON 31 MARCH, 2018

| PARTICULARS | ADDITION | | SALE/ TRANSFER | TOTAL | Rate Of Depreciation | Depreciation Allowed | Depreciation Claimed | WDV AS ON 31/03/2018 |
|-----------------------|-------------------|------------------|-------------------|---------------|-------------------------|-------------------------|-------------------------|----------------------|
| | BEFORE 30/09/2017 | AFTER 30/09/2017 | | | | | | |
| Car- Capita | 443,705.00 | - | - | 443,705.00 | 15% | 66,556.00 | 66,556.00 | 377,149.00 |
| Car- Innova 25V | 689,902.00 | - | - | 689,902.00 | 15% | 103,485.00 | 103,485.00 | 586,417.00 |
| Car- Laura | 153,133.00 | - | - | 153,133.00 | 15% | 22,970.00 | 22,970.00 | 130,163.00 |
| Car- Porsche Caname | 5,185,000.00 | - | - | 5,185,000.00 | 15% | 777,750.00 | 777,750.00 | 4,407,250.00 |
| Car- Maruti Ritze VDI | 310,215.00 | - | - | 310,215.00 | 15% | 46,532.00 | 46,532.00 | 263,683.00 |
| Bike- Dikali | 1,250,273.00 | - | - | 1,250,273.00 | 15% | 187,541.00 | 187,541.00 | 1,062,732.00 |
| Mahindra Tractor | 432,344.00 | - | - | 432,344.00 | 15% | 64,852.00 | 64,852.00 | 367,492.00 |
| Bar Cutting Machine | 91,009.00 | - | - | 91,009.00 | 15% | 13,651.00 | 13,651.00 | 77,358.00 |
| Bar Binding Machine | 31,516.00 | - | - | 31,516.00 | 15% | 4,727.00 | 4,727.00 | 26,789.00 |
| Bull Machine | 174,871.00 | - | - | 174,871.00 | 15% | 26,231.00 | 26,231.00 | 148,640.00 |
| RMC Pump | 1,047,290.00 | - | - | 1,047,290.00 | 15% | 157,094.00 | 157,094.00 | 890,196.00 |
| Agri-guard | 717,758.00 | - | - | 717,758.00 | 15% | 107,664.00 | 107,664.00 | 610,094.00 |
| EPBAX System | 6,780.00 | - | - | 6,780.00 | 15% | 1,017.00 | 1,017.00 | 5,763.00 |
| Mobile | 26,877.00 | - | - | 26,877.00 | 15% | 4,002.00 | 4,002.00 | 22,875.00 |
| Inverter | 13,204.00 | - | - | 13,204.00 | 15% | 1,981.00 | 1,981.00 | 11,223.00 |
| Laptop-Del | 887.00 | - | - | 887.00 | 40% | 355.00 | 355.00 | 532.00 |
| Computer | 1,492.00 | - | - | 1,492.00 | 40% | 597.00 | 597.00 | 895.00 |
| UPS | 2,730.00 | - | - | 2,730.00 | 40% | 1,092.00 | 1,092.00 | 1,638.00 |
| Laptop-Apple | 1,613.00 | - | - | 1,613.00 | 40% | 645.00 | 645.00 | 968.00 |
| Printer-HP & Brother | 645.00 | - | - | 645.00 | 40% | 258.00 | 258.00 | 387.00 |
| Laptop lenovo | 9,268.00 | - | - | 9,268.00 | 40% | 3,707.00 | 3,707.00 | 5,561.00 |
| TOTAL | 10,704,333.00 | 25,000.00 | - | 10,729,333.00 | | 1,614,810.00 | 1,614,810.00 | 9,114,523.00 |

CONSOLIDATED SCHEDULE OF FIXED ASSETS AS PER INCOME TAX ACT 1961 AS ON 31 MARCH, 2018


| PARTICULARS | ADDITION | | SALE/TRAN SFER | TOTAL | RATE OF DEP. | Depreciation Allowed | Depreciation Claimed | WDV AS ON 31/03/2018 |
|-------------|-------------------|------------------|-------------------|---------------|-----------------|-------------------------|-------------------------|----------------------|
| | BEFORE 30/09/2017 | AFTER 30/09/2017 | | | | | | |
| Car / Bike | 8,032,228.00 | - | - | 8,032,228.00 | 15% | 1,204,834.00 | 1,204,834.00 | 6,827,394.00 |
| Machinery | 2,655,470.00 | - | - | 2,655,470.00 | 15% | 398,321.00 | 398,321.00 | 2,257,149.00 |
| Computer | 16,635.00 | 25,000.00 | - | 41,635.00 | 40% | 11,654.00 | 11,654.00 | 29,981.00 |
| TOTAL | 10,704,333.00 | 25,000.00 | - | 10,729,333.00 | | 1,614,809.00 | 1,614,809.00 | 9,114,524.00 |

For TS REALTECH PRIVATE LIMITED

[Signature]
Director/Authorised Signatory

For TS REALTECH PRIVATE LIMITED

[Signature]
Director/Authorised Signatory




T S REALTECH PRIVATE LIMITED
SCHEDULE OF FIXED ASSETS AS PER COMPANIES ACT 2013 AS ON 31st MARCH 2018

| PARTICULARS | GROSS BLOCK | | | DEPRECIATION | | | NET BLOCK | | | |
|------------------------|----------------------|--------------------------|----------------|----------------------|----------------------|---------------------|--------------|----------------------|---------------------|---------------------|
| | COST AS ON 1.4.2017 | ADDITION DURING THE YEAR | SALE/ TRANSFER | TOTAL COST | UPTO 1.4.2017 | FOR THE YEAR | WRITTEN BACK | TOTAL UPTO 31.3.2018 | W.D.V. 31.3.2018 | W.D.V. 31.3.2017 |
| Scooter/Bike & CAR | | | | | | | | | | |
| Car- Capita | 1,000,000.00 | - | - | 1,000,000.00 | 779,753.38 | 70,863.00 | - | 850,616.38 | 149,383.62 | 220,246.52 |
| Car- Innova 25V | 1,554,865.00 | - | - | 1,554,865.00 | 1,195,482.05 | 103,826.00 | - | 1,299,308.05 | 255,556.95 | 359,862.95 |
| Car- Porsche Camerera | 6,100,000.00 | - | - | 6,100,000.00 | 1,665,178.00 | 1,385,190.00 | - | 3,050,368.00 | 3,049,632.00 | 4,434,820.00 |
| Car-Maruti Ritz-VDI | 594,274.00 | - | - | 594,274.00 | 454,410.16 | 44,683.00 | - | 499,093.16 | 95,180.84 | 129,863.84 |
| Bike -Dukati | 1,590,173.00 | - | - | 1,590,173.00 | 478,569.00 | 287,794.00 | - | 766,363.00 | 823,810.00 | 1,111,604.00 |
| MA CHINERY | | | | | | | | | | |
| Bar Cutting Machine | 174,344.00 | - | - | 174,344.00 | 89,117.68 | 15,618.00 | - | 104,735.68 | 69,608.32 | 85,216.32 |
| Bar Binding Machine | 60,375.00 | - | - | 60,375.00 | 31,185.44 | 5,354.00 | - | 36,539.44 | 23,835.56 | 29,189.56 |
| Bull Machine | 335,000.00 | - | - | 335,000.00 | 167,622.11 | 30,610.00 | - | 198,232.11 | 136,767.89 | 167,377.89 |
| ROCI Pump | 2,006,280.00 | - | - | 2,006,280.00 | 1,001,643.39 | 183,686.00 | - | 1,185,329.39 | 820,950.61 | 1,004,836.61 |
| Concrete Mixture Plant | 1,375,000.00 | - | - | 1,375,000.00 | 707,182.36 | 122,446.00 | - | 829,628.36 | 545,371.64 | 667,817.64 |
| Aqua-guard | 12,990.00 | - | - | 12,990.00 | 6,649.13 | 1,162.00 | - | 7,811.13 | 5,178.87 | 6,340.87 |
| Printer-HP & Brother | 40,270.00 | - | - | 40,270.00 | 24,374.65 | 6,475.00 | - | 31,349.65 | 8,920.35 | 15,395.35 |
| UPS | 3,900.00 | - | - | 3,900.00 | 1,147.00 | 1,739.00 | - | 2,886.00 | 1,014.00 | 2,753.00 |
| Mahindra-Tractor | 704,000.00 | - | - | 704,000.00 | 309,762.00 | 71,357.00 | - | 381,119.00 | 322,881.00 | 394,238.00 |
| Inverter | 21,500.00 | - | - | 21,500.00 | 16,058.00 | 2,453.00 | - | 18,511.00 | 2,989.00 | 5,442.00 |
| Cellular Phones | 161,300.00 | - | - | 161,300.00 | 88,099.99 | 33,410.00 | - | 121,509.99 | 397,90.01 | 73,200.01 |
| Mobile | 28,840.00 | - | - | 28,840.00 | 6,375.00 | 10,125.00 | - | 16,500.00 | 12,340.00 | 22,465.00 |
| EPBAX System | | | | | | | | | | |
| COMPUTER | | | | | | | | | | |
| Laptop-Del | 49,500.00 | - | - | 49,500.00 | 47,025.30 | - | - | 47,025.30 | 2,474.70 | 2,474.70 |
| Computer | 58,275.00 | - | - | 58,275.00 | 55,340.87 | - | - | 55,340.87 | 2,914.13 | 2,914.13 |
| Laptop-Apple | 65,000.00 | - | - | 65,000.00 | 59,849.59 | - | - | 59,849.59 | 3,150.41 | 3,150.41 |
| Laptop-HP | 25,200.00 | - | - | 25,200.00 | 23,940.09 | 4,239.00 | - | 23,940.09 | 1,259.91 | 1,259.91 |
| Laptop-Inovvo | | | | | | | | | | |
| | | 25,000.00 | - | 25,000.00 | | | | 25,000.00 | 20,761.00 | |
| Total | 15,984,086.00 | 25,000.00 | - | 15,984,086.00 | 12,208,285.19 | 2,381,030.00 | - | 9,590,515.19 | 6,393,770.81 | 8,749,800.51 |
| Previous Year Balance | 5,929,346.00 | 6,228,740.00 | - | 15,959,086.00 | 4,263,169.19 | 2,946,116.00 | - | 7,209,285.19 | 8,749,800.81 | 5,467,176.81 |

For TS REALTECH PRIVATE LIMITED

 Director/Authorised Signatory

For TS REALTECH PRIVATE LIMITED

 Director/Authorised Signatory

