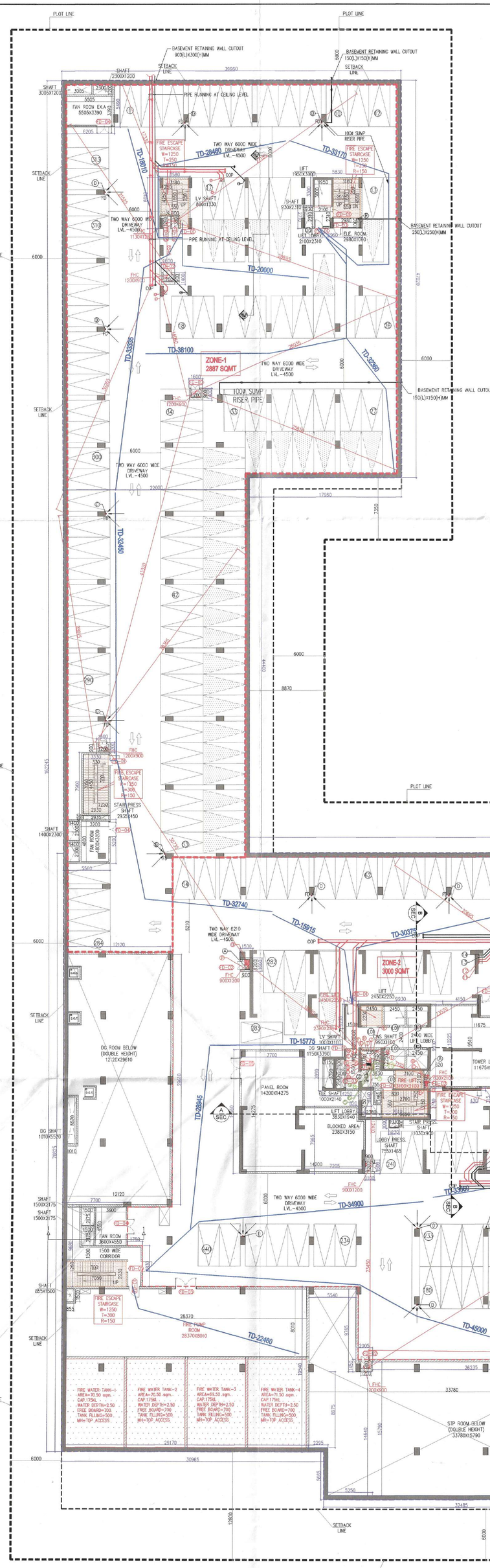

LEGEND:-		
Ⓓ	100Ø DRAIN PIPE	
Ⓡ	100Ø SUMP RISER	
	DP	DRAIN POINT
		DRAIN CHANNEL

PLUMBING VERTICAL PIPES SCHEDULES:-		
1		100Ø SOIL & WASTE PIPE
2		100Ø WASTE PIPE
3		100Ø WASTE PIPE FOR KITCHEN
4		75Ø VENT PIPE
5		DOMESTIC WATER SUPPLY MAIN PIPE
6		DOMESTIC WATER SUPPLY BRANCH PIPE
7		FLUSHING WATER SUPPLY MAIN PIPE
8		FLUSHING WATER SUPPLY BRANCH PIPE
9		DOMESTIC WATER RISER TO CHT
10		FLUSHING WATER RISER TO CHT
R		RAIN WATER PIPE
11		100Ø SOIL & WASTE PIPE
12		100Ø WASTE PIPE
13		200Ø RAIN WATER PIPE
14		100Ø BALCONY DRAIN PIPE

PLUMBING LEGEND			
S.No.	DESCRIPTION		
1	BV		BALL VALVE
2	DWS		DOMESTIC WATER SUPPLY
3	FWS		FLUSHING WATER SUPPLY
4	DWR		DOMESTIC WATER RISER
5	FWR		FLUSHING WATER RISER

PIPE CONNECTION DIA :-	
WC TO STACK	100Ø SOIL PIPE
SINK TO FT	40Ø WASTE PIPE
FD TO FT	50Ø WASTE PIPE
WASH BASIN TO FT	32Ø WASTE PIPE
FT TO STACK	100Ø WASTE PIPE

PLUMBING LEGEND:-			
S.NO.	ABBREVIATION	SYMBOL	DISCRIPTION
1	WP		100Ø WASTE PIPE
2	WP		40/50Ø WASTE PIPE
3	SP		100Ø SOIL PIPE
4	SP		50Ø SOIL PIPE
5	MT		MULTI TRAP
6	FD		FLOOR DRAIN
7	FCO		FLOOR CLEAN OUT
8	COP		CLEAN OUT PLUG
9	ARROW		SLOPE ARROW

PLUMBING LEGEND		
S.NO.	DESCRIPTION	SYM.
1	LEDGE WALL 1200MM HEIGHT	
2	LEDGE WALL BELOW COUNTER	
3	LEDGE WALL FULL HEIGHT	

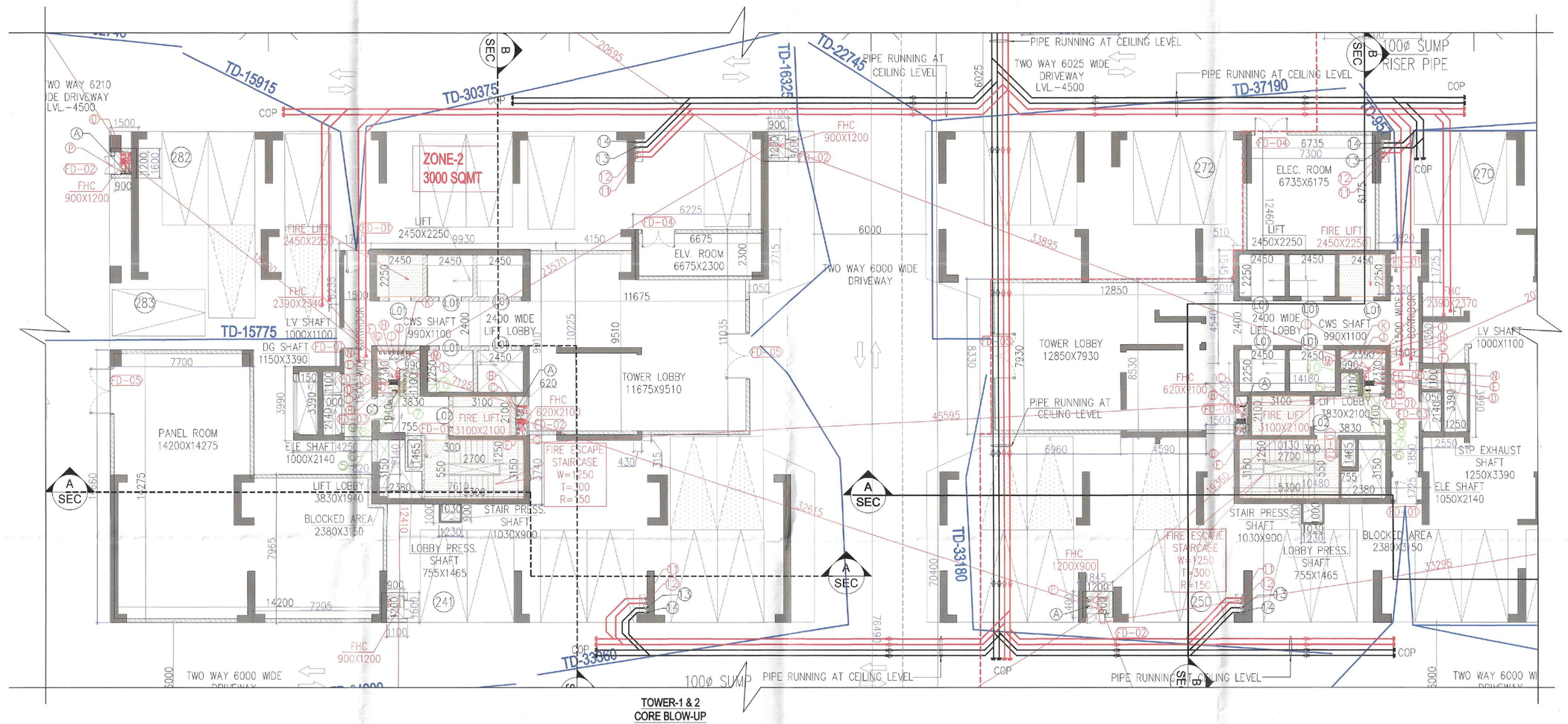

TOWER-1 & 2
CORE BLOW-UP

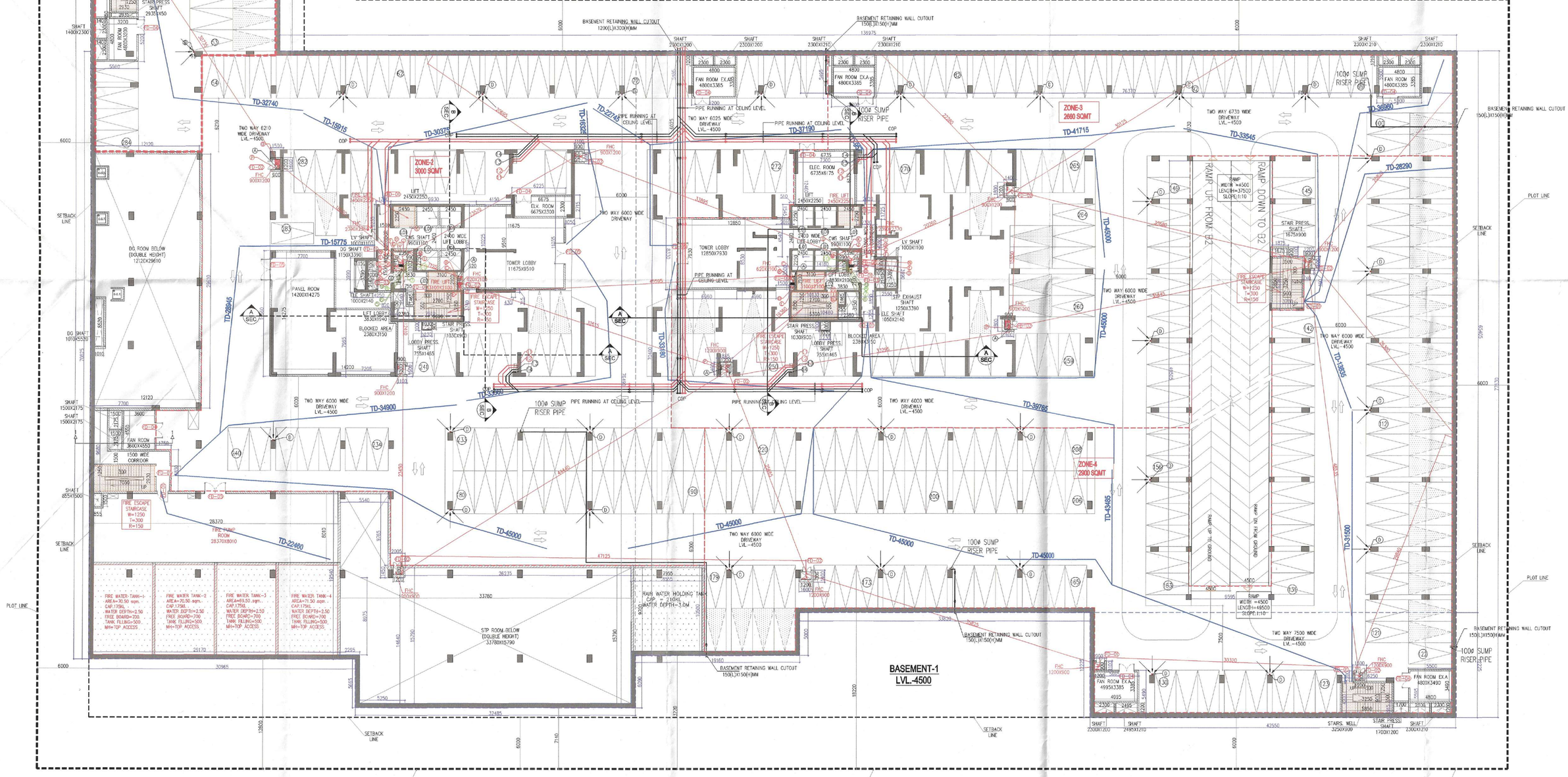

BASEMENT-1
LVL.-4500

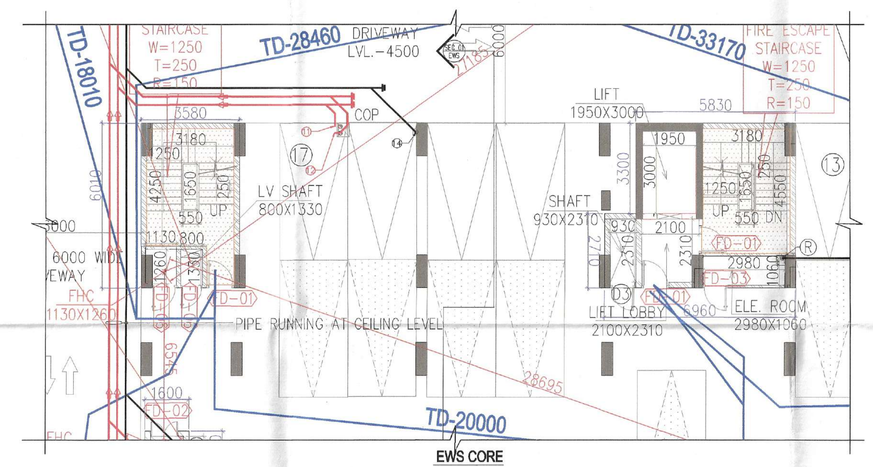

EWS CORE
BLOW-UP

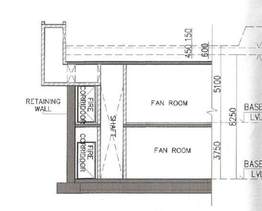

SECTION 1-1

BASEMENT DOOR WINDOW SCHEDULE						
TYPE	Finished Opening Size (W x H)	Width	Lintel Ht. from FFL	Sill Ht. from FFL	Location	Fire Rating
DOORS						
FD1	1200X2400	1200	2400	0	Staircases and Lobby	2hr
FD2	1000X2400	1000	2400	0	FHC	-
FD3	1050X2100	1050	2400	300	Elec. Shaft	2hr
FD4	1800X2400	1800	2400	0	Fan Room Doors, Elec. Room Doors	2hr
FD5	2500X2400	2500	2400	0	Lobby Entrance , DG Room , Pump Room , LT/HT Room	2hr
FD6	600X2100	600	2400	300	LV	2hr
FD7	900X2100	900	2400	300	CWS	-
GD	900X2100	900	2400	300	FHC	-
RS1	3000X2700	3000	2700	0	Rolling Shutter at STP	2hr

BASEMENT-1		
TYPES OF PARKING	NO OF BAYS	ECS
SINGLE PARKING	313	348
BACK TO BACK	-	-
TOTAL PARKING	313	348

NOTE:- BACK TO BACK PARKING IS NOT COUNT IN TOTAL NUMBER OF BAYS.

Note :-

1. BUILDING HAS AUTOMATIC SPRINKLER SYSTEM WHEREVER REQUIRED BY NBC.
2. BUILDING WILL BE DESIGNED (STRUCTURES) AS PER RELEVENT IS CODES FOR EARTH QUAKE RESISTANCE.
3. ALL TOILET & KITCHEN HAVE PERMANENT VENTILATION /EXHAUST
4. ALL BUILDINGS ARE NATURALLY VENTILATED AND WHERE EVER REQUIRED MECHANICAL VENTILATION IS PROPOSED WITH 100% POWER BACKUP.

Project

PROPOSED BUILDING PLAN OF RESIDENTIALGROUP HOUSING COLONY OVER AN AREA MEASURING 5.1375 ACRE (LICENSE NO. 62 OF 2025 DATED 01-05-2025) IN SECTOR 103, GURUGRAM BEING DEVELOPED BY BABBLER PROJECTS PVT. LTD. AND AIPL BHARAT INFRASTRUCTURE PRIVATE LIMITED IN COLLABORATION WITH AIPL BHARAT INFRASTRUCTURE PRIVATE LIMITED.

Client

AIPL Bharat Infrastructure Pvt. Ltd.
AIPL Business Club, 5th Floor, Sector 62,
Gurugram 122 002, Haryana, IN
Phone: +91 92111 60000 Ext: 7794

Architects:

Morphogenesis
Plot No. 41, Industrial Estate,
Okhla Phase-III,
New Delhi 110020, India
TEL: +91 11 41828070
FAX: 91 11 26490351
E Mail:studio@morphogenesis.org

Associate Architects:

SBA Design N Code LLP
Architecture·Codes·Interiors
(Formerly known as RSMS)
69,Nora Niwas Bhawani Kunj
(Behind D2), Vasant Kunj,
New Delhi-110070.
Mob.: 9810791652,9811077209

S.T.P.(MC) Member Secretary B.P.A.C. | S.T.P.(G) Member B.P.A.C. | C.C.P.(HR) Chairman B.P.A.C.

D.T.P.(HQ) | ATP(HQ)

AD | PA | ATP

SANCTIONED
TO BE ISSUED UPON THIS OFFICE
MEMO NO.: 4195
DATED: 03-11-2025

Rajesh Dutt
SD(HQ)

Checked and found in order from Health (Internal) Service point of view. Comments in forwarding letter No. 2344 Dt. 28/10/25

Sr. Town Planner (HQ) Member BPAC

OWNER'S SEAL & SIGNATURE

AIPL BHARAT INFRASTRUCTURE PRIVATE LIMITED

Superintending Engineer (HQ) for Chief Engineer-I HSVP, Panchkula

Authorised Signatory

ARCHITECT'S SEAL & SIGNATURE

POOJA NIKHAR
CA/2012/55585

AUGUST-2025	Scale : 1:200	
Drawing Title:- BASEMENT-01		Drawing No:- BS-01
		A 02-SEPT-25