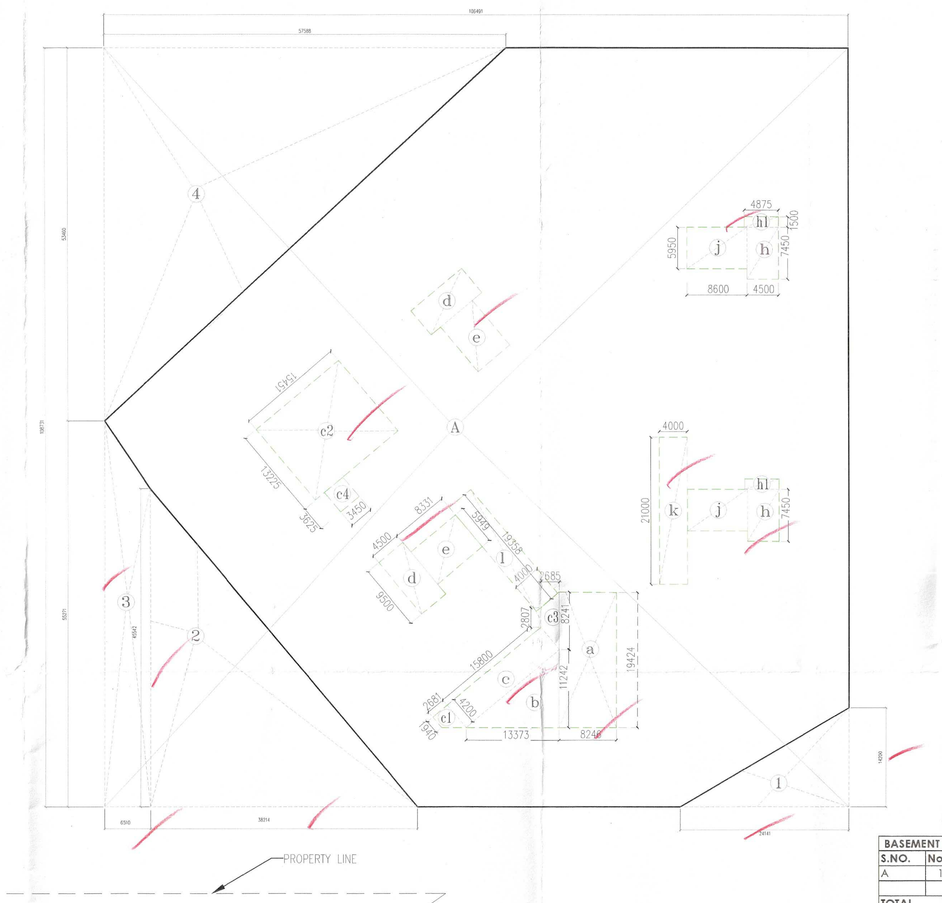

BASEMENT AREA CALCULATION								SQ. MT.	
S.NO.	No.		LENGTH		WIDTH			REMARK	
A	1	x	106.491	x	108.731		=	11,578.873	SQ.M.
TOTAL				=			=	**11,578.873**	SQ.M.
DEDUCATION									
1	1	x	(24.141	x	14.200	)/2	=	171.401	SQ.M.
2	1	x	(38.214	x	45.542	)/2	=	870.171	SQ.M.
3	1	x	(55.271	+	45.542	)/2 x 6.510	=	328.146	SQ.M.
4	1	x	(53.460	x	57.588	)/2	=	1,539.327	SQ.M.
TOTAL							=	**2,909.046**	SQ.M.
NET BASEMENT AREA			11,578.873 - 2,909.046				=	**8,669.827**	SQ.M.
DEDUCATION AREAS (RAMP, LIFT LOBBY & SERVICES)									
a	1	x	7.270	x	19.783		=	143.822	SQ.M.
b	1	x	(14.349	x	12.040	)/2	=	86.381	SQ.M.
c	1	x	15.800	x	4.200		=	66.360	SQ.M.
c1	1	x	(1.940	+	4.200	)/2 x 2.681	=	8.231	SQ.M.
c2	1	x	15.451	x	13.225		=	204.339	SQ.M.
c3	1	x	(2.807	+	8.241	)/2 x 2.685	=	14.832	SQ.M.
c4	1	x	3.450	x	3.625		=	12.506	SQ.M.
d	2	x	4.500	x	9.500		=	85.500	SQ.M.
e	2	x	8.331	x	5.949		=	99.122	SQ.M.
h	2	x	4.500	x	7.450		=	67.050	SQ.M.
h1	2	x	4.875	x	1.500		=	14.625	SQ.M.
j	2	x	8.600	x	5.950		=	102.340	SQ.M.
k	1	x	21.000	x	4.000		=	84.000	SQ.M.
l	1	x	19.358	x	4.000		=	77.432	SQ.M.
TOTAL							=	**1,066.541**	SQ.M.
NET AREA IN PARKING			8,669.827 - 1,066.541				=	**7,603.286**	SQ.M.
PERMISSIBLE E.C.S. IN BASEMENT (@32.0 SQ.M./E.C.S.)							=	**237.603**	E.C.S.
SAY							=	**238**	E.C.S.
PROPOSED E.C.S. IN BASEMENT							=	**153**	E.C.S.

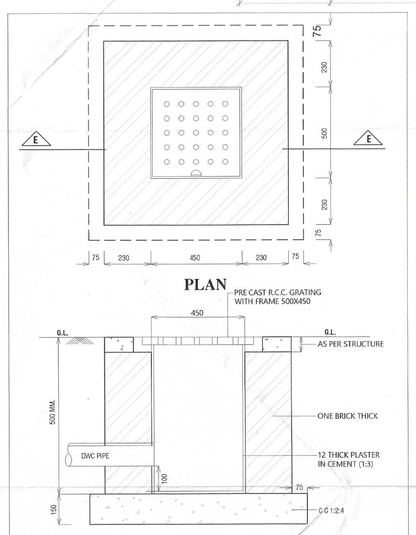

PLAN

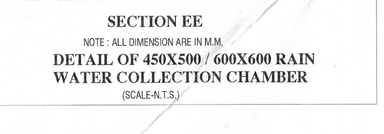

SECTION EE

NOTE : ALL DIMENSION ARE IN M.M.

DETAIL OF 450X500 / 600X600 RAIN WATER COLLECTION CHAMBER

(SCALE-N.T.S.)

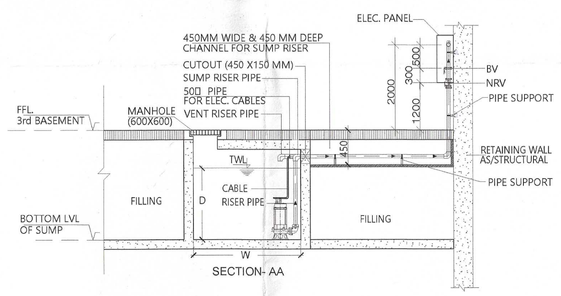

SECTION- AA

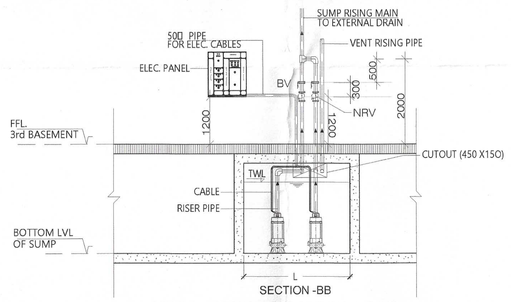

SECTION -BB

GENERAL ARRANGEMENT OF TYPICAL SUMP

NOTE:-
A. CONSTRUCTION DETAIL SHALL BE AS PER ARCHITECTURAL/ STRUCTURAL ENGINEER'S DRAWINGS.)
B. SIZE OF SUMPS SHALL BE AS SUMP SCHEDULE GIVEN ON THIS DRAWING.

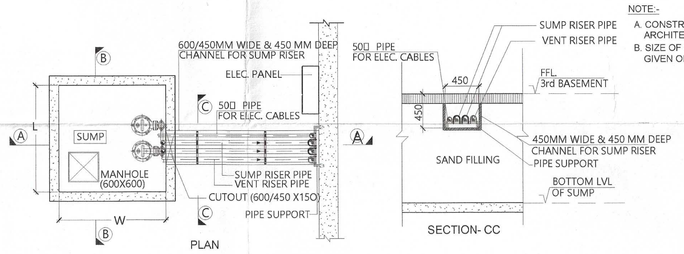

PLAN



SECTION- CC

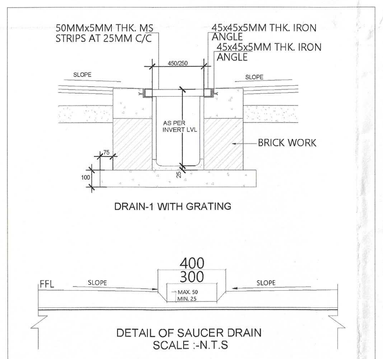

NOTE
ALL DIMENSION ARE IN MM.

LEGEND

DRAIN -1	450MM WIDE DRAIN WITH GRATING STARTING DEPTH 300mm(SLOPE 1:350)
SAUCER DRAIN	300MM WIDE SAUCER DRAIN MINIMUM 25 MM & MAXIMUM 50 MM

SUMP SCHEDULE

SUMP NO.	SIZE L x B x D	DESCRIPTION
SUMP-1	1500x1500x1500	BASEMENT DRAIN
SUMP-2	1500x1500x1500	BASEMENT DRAIN
SUMP-3	3700x2000x1500	RAMP & BASEMENT DRAIN
SUMP-4	1500x1500x1500	FOR WATER SUPPLY PLANT ROOM DRAINAGE
SUMP-5	1500x1500x1500	FOR FIRE PUMP ROOM DRAINAGE
SUMP-6	1500x1500x1500	BASEMENT DRAIN
SUMP-7	1500x1500x1500	FOR STP DRAINAGE

NOTES

1. FINISH FLOOR LEVELS WHEREVER MARKED IN THIS DRAWING ARE INDICATIVE. ARCHITECTURAL DRAWINGS SHALL BE FOLLOW FOR ACTUAL FINISH FLOOR.
2. CONSTRUCTION DETAILS FOR DRAIN AND SUMPS, ARCHITECTURAL / STRUCTURAL DRAWING SHALL BE FOLLOWED.
3. LOCATION OF SUMPS, ALIGNMENT OF DRAINS ETC. ARE INDICATIVE. THE ACTUAL SETTING OUT OF THESE SHALL BE AS PER ARCHITECTURAL / STRUCTURAL DRAWINGS.

DOOR/WINDOW SCHEDULE

TYPE	SIZE		LEVEL	
	LENGTH	HEIGHT	SILL LVL.	LINT. LVL.
DW	5600	BEAM/SLAB BOTT.	--	BEAM/SLAB BOTT.
DW1	2850	BEAM/SLAB BOTT.	--	BEAM/SLAB BOTT.
DW2	6000	BEAM/SLAB BOTT.	--	BEAM/SLAB BOTT.
DW3	3350	BEAM/SLAB BOTT.	--	BEAM/SLAB BOTT.
G1	5600	BEAM/SLAB BOTT.	--	BEAM/SLAB BOTT.
G2	3050	BEAM/SLAB BOTT.	--	BEAM/SLAB BOTT.
FD	1200	2450	--	2500
FD1	1650	2050	450	2500
FD2	1200	2050	450	2500
D	1200	2500	--	2500
D1	1000	2500	--	2500
D2	900	2500	--	2500
D3	750	2500	--	2500
D4	2400	2500	--	2500
W	2100	1600	900	2500
W1	1000	1300	1200	2500
W2	1425	1600	900	2500
W3	600	1300	1200	2500
W4	1500	1600	900	2500
V	1000	600	1900	2500

S.T.P.(P) Member B.P.A.C. Secretary
S.T.P.(HQ) Member B.P.A.C.
C.T.P.(H-I) Chairman B.P.A.C.
DTP(HQ)
AD
JD
ATP
ATP(HQ)
DINESH KUMAR PA(HQ)

Checked and found ok for Public Health (Internal) Service only subject to comments in forwarding letter No. 30166 DW 29/09/25

JD(HQ) Member BPAC

Superintending Engineer (HQ) for Chief Engineer-I HSVP, Panchkula

Varinder Kumar AD(HQ)

S. NO. TO BE FILLED IN BY THE OFFICE
FILE NO.:
DATED :

ARCHITECT,S SIGN
BHUPENDERA KUMAR ARCHITECT
CLIENT'S SIGN
For PROSPER BUILDSQUARE LLP
Auth. Signatory

PROJECT
APPROVAL OF BUILDING PLANS OF RETIREMENT HOUSING PROJECT (UNDER RETIREMENT HOUSING POLICY) AREA MEASURING 3.58125 ACRES (LICENSE NO. 106 OF 2025 DATED 27-06-2025) IN SECTOR-89, FARIDABAD BEING DEVELOPED BY PROSPER BUILDSQUARE LLP.

BUILDING NO.
BASEMENT PLAN

SHEET TITLE
BASEMENT PLAN & AREA CALCULATION

DRAWN BY.	SCALE 1 : 200	JOB NO
CHECKED BY.	DATE	DRG. NO (B)

ARCHITECT
M/S SAHKO CONSULTANTS LLP
(1001 T-4) UNIT NO. 1001, 10th. FLOOR, TOWER-4, ASSOTECH BUSSINESS, CRESTERRA, PLOT NO. 22, SECTOR-135, NOIDA, U.P.-201305
email : sahkoconsultants@gmail.com