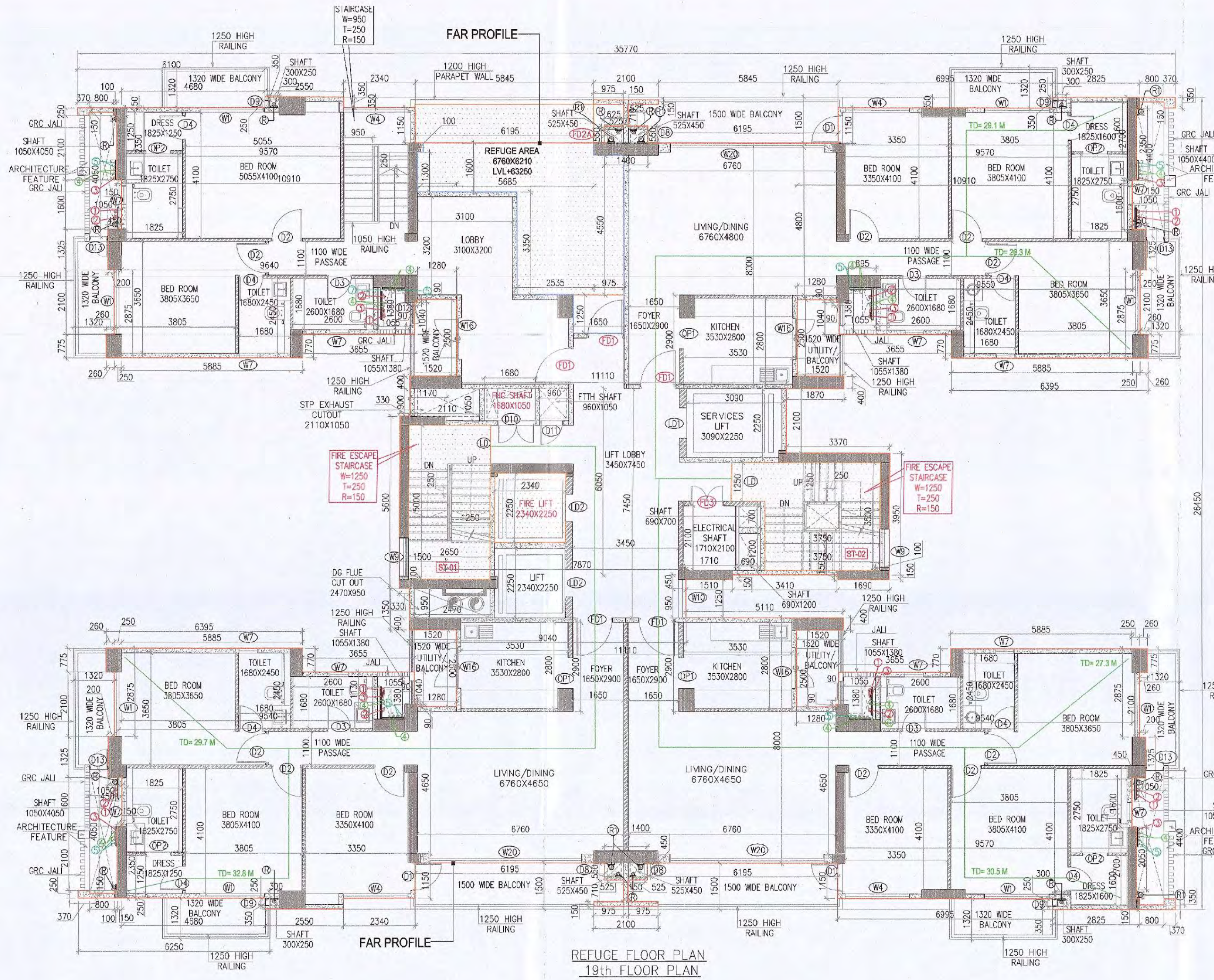
STAIRCASE W=950 T=250 R=150
FAR PROFILE
1250 HIGH RAILING
1320 WIDE BALCONY
1200 HIGH PARAPET WALL
REFUGE AREA 6760X6210 LVL+63250
LOBBY 3100X3200
DRESS 1825X1250
TOILET 1825X2750
BED ROOM 5055X4100
BED ROOM 3805X3650
BED ROOM 3350X4100
BED ROOM 3805X4100
LIVING/DINING 6760X4800
LIVING/DINING 6760X4650
KITCHEN 3530X2800
FOYER 1650X2900
1100 WIDE PASSAGE
1500 WIDE BALCONY
1520 WIDE UTILITY/ BALCONY
SERVICES LIFT 3090X2250
FIRE LIFT 2340X2250
LIFT 2340X2250
LIFT LOBBY 3450X7450
FIRE ESCAPE STAIRCASE W=1250 T=250 R=150
ELECTRICAL SHAFT 1710X2100
FHC SHAFT 1680X1050
FTTH SHAFT 960X1050
STP EXHAUST CUTOUT 2110X1050
DG FLUE CUT OUT 2470X950
GRC JALI
SHAFT 1050X4050
ARCHITECTURE FEATURE
ST-01
ST-02
35770

REFUGE FLOOR PLAN
19th FLOOR PLAN
NO. OF UNITS-03
TOWER-2 (LVL+62265)
TOWER-4 (LVL+63265)

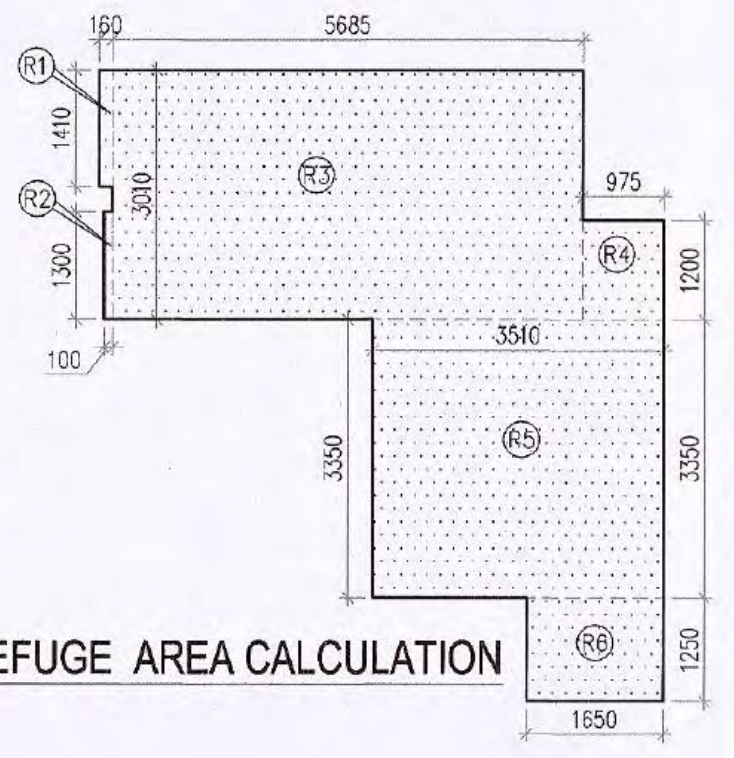
160
5685
R1
R2
R3
R4
R5
R6
1410
3010
1300
975
1200
100
3510
3350
1250
1650

19TH REFUGE AREA CALCULATION

REFUGE AREA CALCULATION - 19TH (TOWER - 2 & 4)									
GROSS – A									
R1	=	1	X	0.160	X	1.410	=	0.226	SQM
R2	=	1	X	0.100	X	1.300	=	0.130	SQM
R3	=	1	X	5.685	X	3.010	=	17.112	SQM
R4	=	1	X	0.975	X	1.215	=	1.185	SQM
R5	=	1	X	3.510	X	3.350	=	11.759	SQM
R6	=	1	X	1.650	X	1.250	=	2.063	SQM
					TOTAL		=	32.473	SQM
GROSS AREA OF 19TH FLOOR (TOWER - 2 & 4)	=	551.827	SQM						
GROSS AREA OF 20TH FLOOR (TOWER - 2 & 4)	=	578.310	SQM						
TOTAL	=	1130.137	SQM						
REFUGE AREA REQUIRED	=	1130.137X0.3/12.5	+	ADDITIONAL SPACE TO ACCOMMODATE ONE WHEEL CHAIR SPACE					
	=	27.123	+	0.9					
	=	28.023	SQM						
REFUGE AREA PROVIDED	=	32.473	SQM						

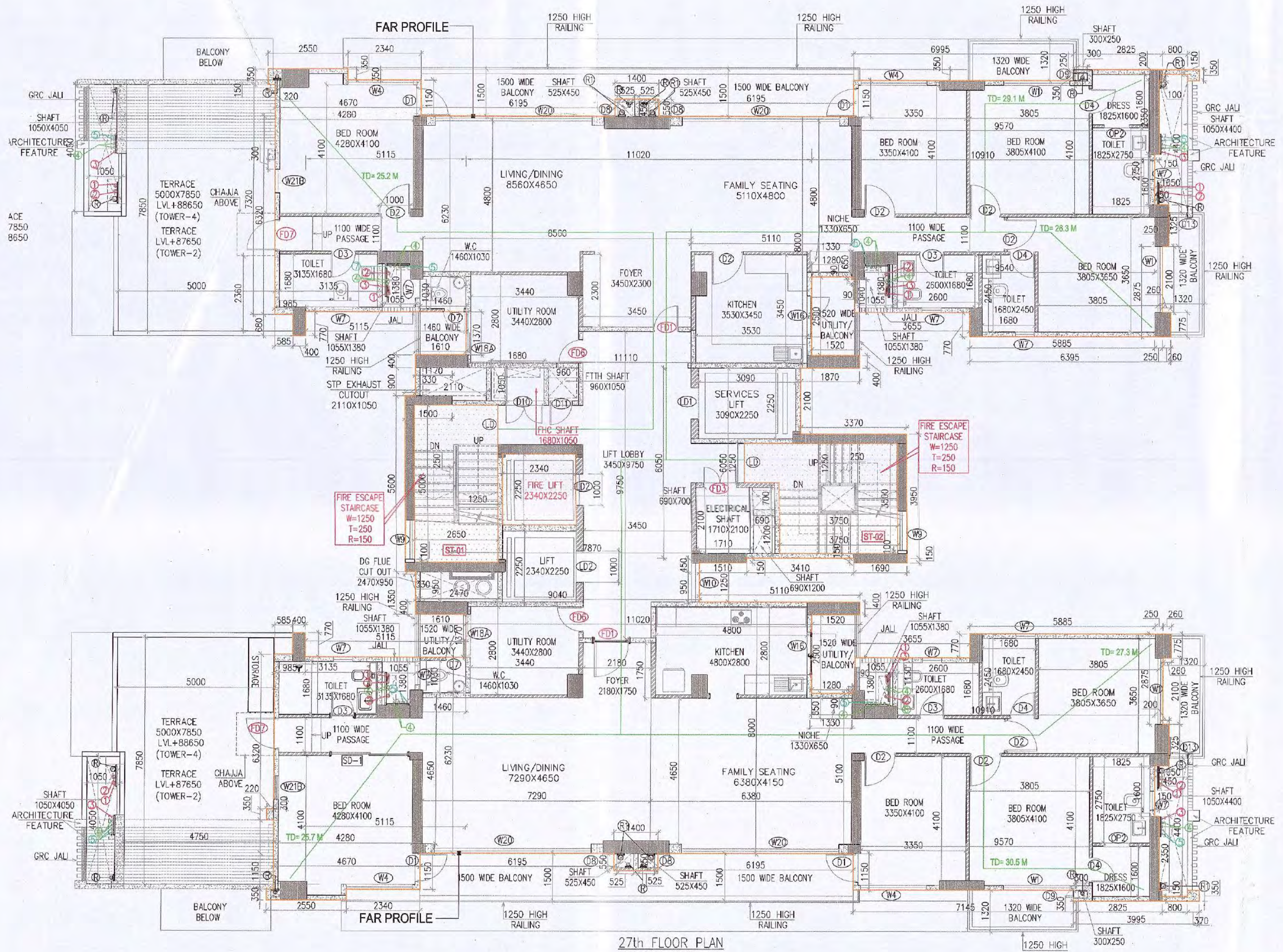
FAR PROFILE
BALCONY BELOW
1250 HIGH RAILING
TERRACE 5000X7850 LVL+88650 (TOWER-4)
TERRACE LVL+87650 (TOWER-2)
CHAJJA ABOVE
BED ROOM 4280X4100
LIVING/DINING 8560X4650
LIVING/DINING 7290X4650
FAMILY SEATING 5110X4800
FAMILY SEATING 6380X4150
NICHE 1330X650
W.C 1460X1030
UTILITY ROOM 3440X2800
FOYER 3450X2300
FOYER 2180X1750
KITCHEN 3530X3450
KITCHEN 4800X2800
1460 WIDE BALCONY
TOILET 3135X1680
BED ROOM 3350X4100
BED ROOM 3805X4100
BED ROOM 3805X3650
DRESS 1825X1600
TOILET 1825X2750
TOILET 2600X1680
TOILET 1680X2450
1500 WIDE BALCONY
1320 WIDE BALCONY
SERVICES LIFT 3090X2250
FIRE LIFT 2340X2250
LIFT 2340X2250
LIFT LOBBY 3450X9750
FIRE ESCAPE STAIRCASE W=1250 T=250 R=150
ELECTRICAL SHAFT 1710X2100
FHC SHAFT 1680X1050
FTTH SHAFT 960X1050
STP EXHAUST CUTOUT 2110X1050
DG FLUE CUT OUT 2470X950
GRC JALI
ARCHITECTURE FEATURE
STORAGE

27th FLOOR PLAN
NO. OF UNITS-02
(TOWER-2) LVL+87465
(TOWER-4) FFL+88465

Door Schedule (Typical)						
Type Mark	OPENING Width	OPENING Height	Sill Height	Head Height	Location	Description
FD-1	1200	2355	0	2355	LIVING ROOM (MAIN DOOR)	FIRE DOOR (2HR FIRE RATED)
D-2	1000	2355	0	2355	BEDROOM	FLUSH DOOR
D-3	800	2355	0	2355	COMMON TOILET	FLUSH DOOR
D-4	800	2355	0	2355	MASTER TOILET	FLUSH DOOR
LD					STAIRCASE	LOUVERED DOOR
D-1	900	2355	0	2355	BEDROOM (BALCONY)	GLASS DOOR
LD-1	1000	2240	0	2240	SERVICE LIFT	LIFT DOOR AS PER VENDOR DETAIL
LD-2	1000	2240	0	2240	PASSENGER LIFT	LIFT DOOR AS PER VENDOR DETAIL
FD-3	1050	2130	235	2365	ELECTRICAL SHAFT	FIRE DOOR (2HR FIRE RATED)
D-10	1200	2130	235	2365	FHC SHAFT	METAL DOOR
D-11	800	2130	235	2365	FTTH SHAFT	METAL DOOR
OP-1	1000	2355	0	2355	KITCHEN	OPENING
OP-2	800	2355	0	2355	TOILET	OPENING
D-8	450	2230	160	2390	SHAFT DOOR	OPENABLE FIBRE CEMENT BOARD
D-12	750	2230	160	2390	SHAFT DOOR	OPENABLE FIBRE CEMENT BOARD
D-13	600	2230	160	2390	SHAFT DOOR	OPENABLE FIBRE CEMENT BOARD
D-9	250	2230	160	2390	SHAFT DOOR	OPENABLE FIBRE CEMENT BOARD

Window Schedule (Typical)						
Type Mark	OPENING Width	OPENING Height	Sill Height	Head Height	Location	Description
W-01	2100	2355	0	2355	MASTER BEDROOM / BEDROOM	ALUMINIUM SLIDING WINDOW
W-04	2100	2230	125	2230	BEDROOM	ALUMINIUM FIXED + SLIDING WINDOW
W-07	600	1170	1185	2355	M.TOILET / C. TOILET	ALUMINIUM FIXED + CASEMENT WINDOW
W-09	1250	1530	845	2375	STAIRCASE	ALUMINIUM LOUVERED WINDOW
W-10	1250	1180	1185	2365	LIFT LOBBY	ALUMINIUM LOUVERED WINDOW
W-16	1350	2355	0	2355	KITCHEN	OPENABLE WINDOW
W-20	5000	2355	0	2355	LIVING ROOM	ALUMINIUM SLIDING WINDOW

Door Schedule (18th)						
Type Mark	OPENING Width	OPENING Height	Sill Height	Head Height	Location	Description
FD-1	1200	2355	0	2355	LIVING ROOM (MAIN DOOR)	FIRE DOOR (2HR FIRE RATED)
D-2	1000	2355	0	2355	BEDROOM	FLUSH DOOR
D-3	800	2355	0	2355	COMMON TOILET	FLUSH DOOR
D-4	800	2355	0	2355	MASTER TOILET	FLUSH DOOR
LD					STAIRCASE	LOUVERED DOOR
D-1	900	2355	0	2355	BEDROOM (BALCONY)	GLASS DOOR
LD-1	1000	2240	0	2240	SERVICE LIFT	LIFT DOOR AS PER VENDOR DETAIL
LD-2	1000	2240	0	2240	PASSENGER LIFT	LIFT DOOR AS PER VENDOR DETAIL
FD-3	1050	2130	235	2365	ELECTRICAL SHAFT	FIRE DOOR (2HR FIRE RATED)
D-10	1200	2130	235	2365	FHC SHAFT	METAL DOOR
D-11	800	2130	235	2365	FTTH SHAFT	METAL DOOR
OP-1	1000	2355	0	2355	KITCHEN	OPENING
OP-2	800	2355	0	2355	TOILET	OPENING
D-8	450	2230	160	2390	SHAFT DOOR	OPENABLE FIBRE CEMENT BOARD
D-12	750	2230	160	2390	SHAFT DOOR	OPENABLE FIBRE CEMENT BOARD
D-14	600	2230	160	2390	SHAFT DOOR	OPENABLE FIBRE CEMENT BOARD
D-9	250	2230	160	2390	SHAFT DOOR	OPENABLE FIBRE CEMENT BOARD

Window Schedule (18th)						
Type Mark	OPENING Width	OPENING Height	Sill Height	Head Height	Location	Description
W-01	2100	2355	0	2355	MASTER BEDROOM / BEDROOM	ALUMINIUM SLIDING WINDOW
W-04	2100	2230	125	2230	BEDROOM	ALUMINIUM FIXED + SLIDING WINDOW
W-07	600	1170	1185	2355	M.TOILET / C. TOILET	ALUMINIUM FIXED + CASEMENT WINDOW
W-09	1250	1530	845	2375	STAIRCASE	ALUMINIUM LOUVERED WINDOW
W-10	1250	1180	1185	2365	LIFT LOBBY	ALUMINIUM LOUVERED WINDOW
W-16	1350	2355	0	2355	KITCHEN	OPENABLE WINDOW
W-20	5000	2355	0	2355	LIVING ROOM	ALUMINIUM SLIDING WINDOW

Door Schedule (19th)						
Type Mark	OPENING Width	OPENING Height	Sill Height	Head Height	Location	Description
FD-1	1200	2355	0	2355	LIVING ROOM (MAIN DOOR)	FIRE DOOR (2HR FIRE RATED)
D-2	1000	2355	0	2355	BEDROOM	FLUSH DOOR
D-3	800	2355	0	2355	COMMON TOILET	FLUSH DOOR
D-4	800	2355	0	2355	MASTER TOILET	FLUSH DOOR
LD					STAIRCASE	LOUVERED DOOR
FD-11	1200	2355	0	2365	REFUGE AREA	FIRE DOOR (2HR FIRE RATED)
D-1	900	2355	0	2355	BEDROOM (BALCONY)	GLASS DOOR
LD-1	1000	2240	0	2240	SERVICE LIFT	LIFT DOOR AS PER VENDOR DETAIL
LD-2	1000	2240	0	2240	PASSENGER LIFT	LIFT DOOR AS PER VENDOR DETAIL
FD-3	1050	2130	235	2365	ELECTRICAL SHAFT	FIRE DOOR (2HR FIRE RATED)
D-10	1200	2130	235	2365	FHC SHAFT	METAL DOOR
D-11	800	2130	235	2365	FTTH SHAFT	METAL DOOR
OP-1	1000	2355	0	2355	KITCHEN	OPENING
OP-2	800	2355	0	2355	TOILET	OPENING
D-8	450	2230	160	2390	SHAFT DOOR	OPENABLE FIBRE CEMENT BOARD
FD-2A	450	2230	160	2390	REFUGE AREA SHAFT DOOR	FIRE DOOR (1/2HR FIRE RATED)
D-12	750	2230	160	2390	SHAFT DOOR	OPENABLE FIBRE CEMENT BOARD
D-13	600	2230	160	2390	SHAFT DOOR	OPENABLE FIBRE CEMENT BOARD
D-14	600	1780	160	1940	SHAFT DOOR	OPENABLE FIBRE CEMENT BOARD
D-9	250	2230	160	2390	SHAFT DOOR	OPENABLE FIBRE CEMENT BOARD

Window Schedule (19th)						
Type Mark	OPENING Width	OPENING Height	Sill Height	Head Height	Location	Description
W-01	2100	2355	0	2355	MASTER BEDROOM / BEDROOM	ALUMINIUM SLIDING WINDOW
W-04	2100	2230	125	2230	BEDROOM	ALUMINIUM FIXED + SLIDING WINDOW
W-07	600	1170	1185	2355	M.TOILET / C. TOILET	ALUMINIUM FIXED + CASEMENT WINDOW
W-09	1250	1530	845	2375	STAIRCASE	ALUMINIUM LOUVERED WINDOW
W-10	1250	1180	1185	2365	LIFT LOBBY	ALUMINIUM LOUVERED WINDOW
W-16	1350	2355	0	2355	KITCHEN	OPENABLE WINDOW
W-20	5000	2355	0	2355	LIVING ROOM	ALUMINIUM SLIDING WINDOW

Door Schedule (26th)						
Type Mark	OPENING Width	OPENING Height	Sill Height	Head Height	Location	Description
FD-1	1200	2355	0	2355	LIVING ROOM (MAIN DOOR)	FIRE DOOR (2HR FIRE RATED)
D-2	1000	2355	0	2355	BEDROOM	FLUSH DOOR
D-3	800	2355	0	2355	COMMON TOILET	FLUSH DOOR
D-4	800	2355	0	2355	MASTER TOILET	FLUSH DOOR
LD					STAIRCASE	LOUVERED DOOR
D-1	900	2355	0	2355	BEDROOM (BALCONY)	GLASS DOOR
LD-1	1000	2240	0	2240	SERVICE LIFT	LIFT DOOR AS PER VENDOR DETAIL
LD-2	1000	2240	0	2240	PASSENGER LIFT	LIFT DOOR AS PER VENDOR DETAIL
FD-3	1050	2130	235	2365	ELECTRICAL SHAFT	FIRE DOOR (2HR FIRE RATED)
D-10	1200	2130	235	2365	FHC SHAFT	METAL DOOR
D-11	800	2130	235	2365	FTTH SHAFT	METAL DOOR
OP-1	1000	2355	0	2355	KITCHEN	OPENING
OP-2	800	2355	0	2355	TOILET	OPENING
D-8	450	2230	160	2390	SHAFT DOOR	OPENABLE FIBRE CEMENT BOARD
D-12	750	2230	160	2390	SHAFT DOOR	OPENABLE FIBRE CEMENT BOARD
D-14	600	2230	160	2390	SHAFT DOOR	OPENABLE FIBRE CEMENT BOARD
D-9	250	2230	160	2390	SHAFT DOOR	OPENABLE FIBRE CEMENT BOARD

Window Schedule (26th)						
Type Mark	OPENING Width	OPENING Height	Sill Height	Head Height	Location	Description
W-01	2100	2355	0	2355	MASTER BEDROOM / BEDROOM	ALUMINIUM SLIDING WINDOW
W-04	2100	2230	125	2230	BEDROOM	ALUMINIUM FIXED + SLIDING WINDOW
W-07	600	1170	1185	2355	M.TOILET / C. TOILET	ALUMINIUM FIXED + CASEMENT WINDOW
W-09	1250	1530	845	2375	STAIRCASE	ALUMINIUM LOUVERED WINDOW
W-10	1250	1180	1185	2365	LIFT LOBBY	ALUMINIUM LOUVERED WINDOW
W-16	1350	2355	0	2355	KITCHEN	OPENABLE WINDOW
W-20	5000	2355	0	2355	LIVING ROOM	ALUMINIUM SLIDING WINDOW

Door Schedule (27th)						
Type Mark	OPENING Width	OPENING Height	Sill Height	Head Height	Location	Description
FD-1	1200	2355	0	2355	LIVING ROOM (MAIN DOOR)	FIRE DOOR (2HR FIRE RATED)
D-2	1000	2355	0	2355	BEDROOM	FLUSH DOOR
FD-7	1000	2055	0	2055	TERRACE	FIRE DOOR (2HR FIRE RATED)
D-3	800	2355	0	2355	COMMON TOILET	FLUSH DOOR
D-4	800	2355	0	2355	MASTER TOILET	FLUSH DOOR
FD-6	800	2355	0	2355	UTILITY ROOM	FIRE DOOR (2HR FIRE RATED)
D-7	750	2365	0	2365	UTILITY TOILET	FLUSH DOOR
LD					STAIRCASE	LOUVERED DOOR
D-1	900	2355	0	2355	BEDROOM (BALCONY)	GLASS DOOR
LD-1	1000	2240	0	2240	SERVICE LIFT	LIFT DOOR AS PER VENDOR DETAIL
LD-2	1000	2240	0	2240	PASSENGER LIFT	LIFT DOOR AS PER VENDOR DETAIL
FD-3	1050	2130	235	2365	ELECTRICAL SHAFT	FIRE DOOR (2HR FIRE RATED)
D-10	1200	2130	235	2365	FHC SHAFT	METAL DOOR
D-11	800	2130	235	2365	FTTH SHAFT	METAL DOOR
OP-2	800	2355	0	2355	TOILET	OPENING
D-8	450	2230	160	2390	SHAFT DOOR	OPENABLE FIBRE CEMENT BOARD
D-12	750	2230	160	2390	SHAFT DOOR	OPENABLE FIBRE CEMENT BOARD
D-14	600	2230	160	2390	SHAFT DOOR	OPENABLE FIBRE CEMENT BOARD
D-9	250	2230	160	2390	SHAFT DOOR	OPENABLE FIBRE CEMENT BOARD

Window Schedule (27th)						
Type Mark	OPENING Width	OPENING Height	Sill Height	Head Height	Location	Description
W-01	2100	2355	0	2355	MASTER BEDROOM / BEDROOM	ALUMINIUM SLIDING WINDOW
W-04	2100	2230	125	2230	BEDROOM	ALUMINIUM FIXED + SLIDING WINDOW
W-07	600	1170	1185	2355	M.TOILET / C. TOILET	ALUMINIUM FIXED + CASEMENT WINDOW
W-09	1250	1530	845	2375	STAIRCASE	ALUMINIUM LOUVERED WINDOW
W-10	1250	1180	1185	2365	LIFT LOBBY	ALUMINIUM LOUVERED WINDOW
W-16	1350	2355	0	2355	KITCHEN	OPENABLE WINDOW
W-18A	1370	2355	0	2355	UTILITY ROOM	ALUMINIUM SLIDING WINDOW
W-20	5000	2355	0	2355	LIVING ROOM	ALUMINIUM SLIDING WINDOW
W-21B	750	2130	225	2130	BEDROOM (SIMPLEX)	ALUMINIUM FIXED + CASEMENT WINDOW

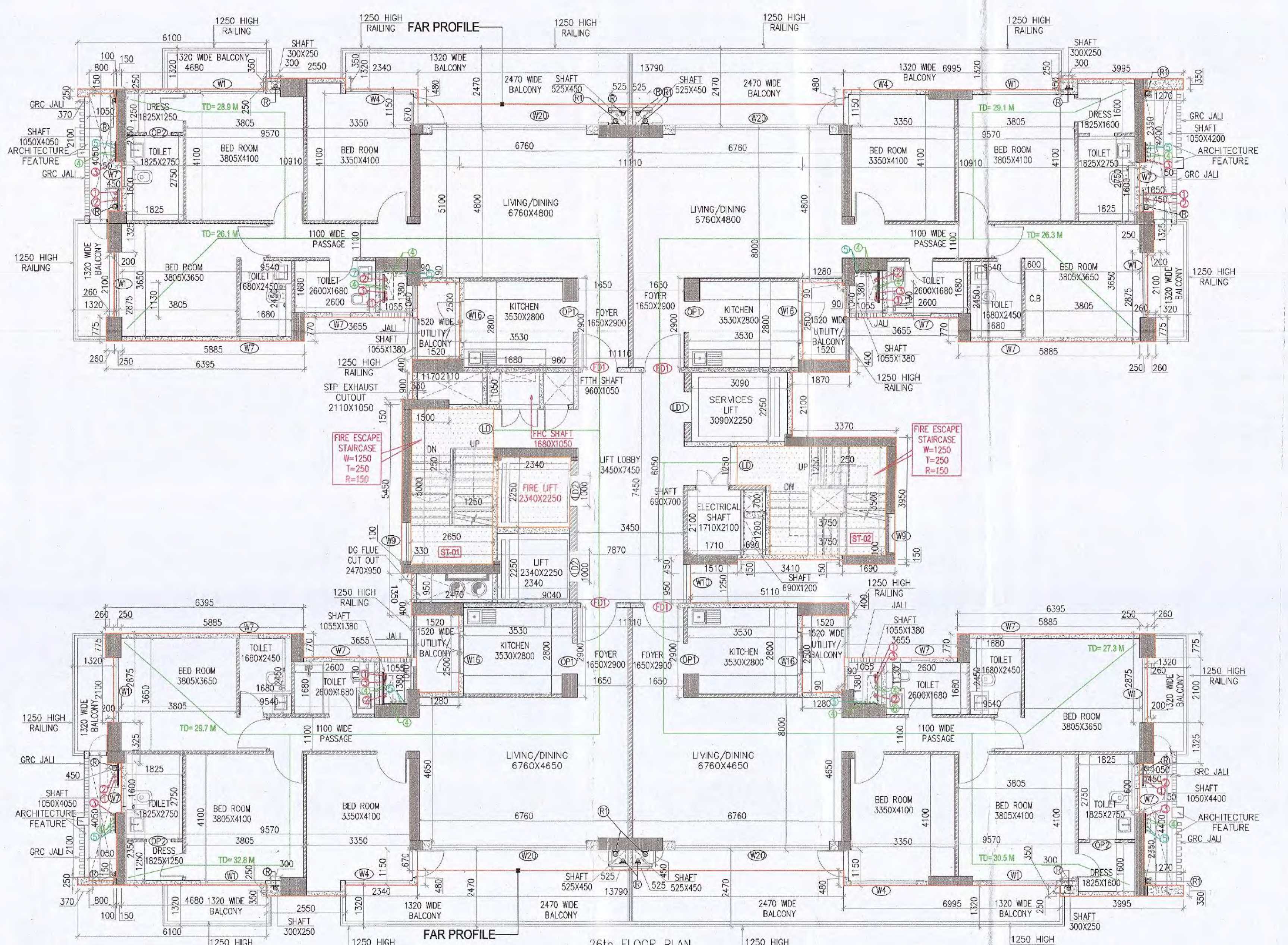
FAR PROFILE
1250 HIGH RAILING
1320 WIDE BALCONY
2470 WIDE BALCONY
DRESS 1825X1250
TOILET 1825X2750
BED ROOM 3805X4100
BED ROOM 3350X4100
BED ROOM 3805X3650
LIVING/DINING 6760X4800
LIVING/DINING 6760X4650
KITCHEN 3530X2800
FOYER 1650X2900
1100 WIDE PASSAGE
1520 WIDE UTILITY/ BALCONY
SERVICES LIFT 3090X2250
FIRE LIFT 2340X2250
LIFT 2340X2250
LIFT LOBBY 3450X7450
FIRE ESCAPE STAIRCASE W=1250 T=250 R=150
ELECTRICAL SHAFT 1710X2100
FHC SHAFT 1680X1050
FTTH SHAFT 960X1050
STP EXHAUST CUTOUT 2110X1050
DG FLUE CUT OUT 2470X950
GRC JALI
ARCHITECTURE FEATURE
13790

26th FLOOR PLAN
LVL+85300
NO. OF UNITS-04
TOWER-2 (LVL+84315)
TOWER-4 (FFL+85315)

PLUMBING LEGEND-	
1	110 OD SOIL PIPE
2	110 OD WASTE PIPE
3	75 OD ANTI VENT PIPE
4	DOMESTIC WATER SUPPLY PIPE
5	FLUSHING WATER SUPPLY PIPE
6	DOMESTIC WATER RISER PIPE TO OHT
7	FLUSHING WATER RISER PIPE TO OHT
R	110 OD RAIN WATER PIPE
R1	160 OD RAIN WATER PIPE
FT	FLOOR TRAP CUTOUT
FD	FLOOR DRAIN
BD	BALCONY DRAIN
MFT	MULTY FLOOR TRAP

PIPE CONNECTION DIA :-	
WC TO TO STACK	110 OD uPVC SOIL PIPE
URINAL BASIN TO UT	50 OD uPVC SOIL PIPE
UT TO STACK	110 OD uPVC SOIL PIPE
WASH BASIN TO FT	40 OD uPVC WASTE PIPE
FT TO STACK	110 OD uPVC WASTE PIPE
FD TO FT	63 OD uPVC WASTE PIPE
SINK TO FT	50 OD uPVC WASTE PIPE

PIPE SLOPE TABLE :-	
160 OD SOIL & WASTE PIPE	SLOPE- 1:100
110 OD SOIL & WASTE PIPE	SLOPE- 1:70

PLUMBING LEGEND-	
DWS	DOMESTIC WATER SUPPLY
FWS	FLUSHING WATER SUPPLY
DWR	DOMESTIC WATER RISER
FWR	FLUSHING WATER RISER
BWS	DOMESTIC WATER SUPPLY FOR BOOSTER PUMP
BV	UP TO 40ø BALL VALVE / ABOVE 40ø BUTTERFLY VALVE

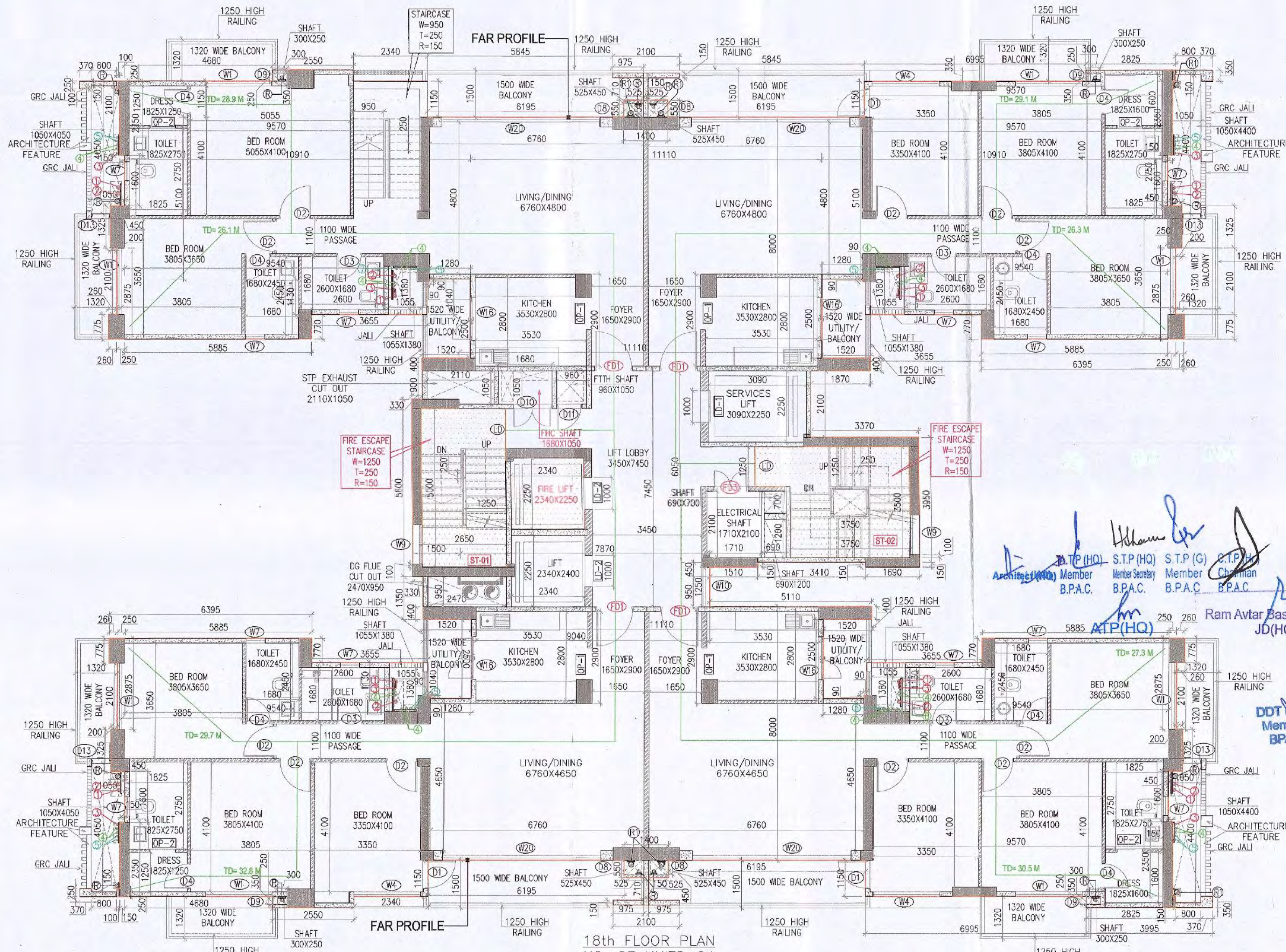
STAIRCASE W=950 T=250 R=150
FAR PROFILE
1250 HIGH RAILING
1320 WIDE BALCONY
1500 WIDE BALCONY
DRESS 1825X1250
TOILET 1825X2750
BED ROOM 5055X4100
BED ROOM 3805X3650
BED ROOM 3350X4100
BED ROOM 3805X4100
LIVING/DINING 6760X4800
LIVING/DINING 6760X4650
KITCHEN 3530X2800
FOYER 1650X2900
1100 WIDE PASSAGE
1520 WIDE UTILITY/ BALCONY
SERVICES LIFT 3090X2250
FIRE LIFT 2340X2250
LIFT 2340X2400
LIFT LOBBY 3450X7450
FIRE ESCAPE STAIRCASE W=1250 T=250 R=150
ELECTRICAL SHAFT 1710X2100
FHC SHAFT 1680X1050
FTTH SHAFT 960X1050
STP EXHAUST CUT OUT 2110X1050
DG FLUE CUT OUT 2470X950
GRC JALI
ARCHITECTURE FEATURE

18th FLOOR PLAN
NO. OF UNITS-04
TOWER-2(LVL+59115)
TOWER-4(LVL+60115)

Note :-

1. BUILDING WILL BE DESIGNED (STRUCTURES) AS PER RELEVENT IS CODES FOR EARTH QUAKE RESISTANCE.
2. BUILDING IS HAS AUTOMATIC SPRINKLER SYSTEM ON ALL FLOORS.

LEGEND:-

PROJECT:-

PROPOSED GROUP HOUSING SITE MEASURING 9.53 ACRES IN RESIDENTIAL PLOTTED COLONY MEASURING 177.86 ACRES(LICENSE NO. 10 OF 2009 DATED DT.21.05.2009,LICENSE NO. 113 OF 2011 DATED 22.12.2011 & LICENSE NO. 117 OF 2022 DATED 23.08.2022) IN SECTOR 65 & 62,GURUGRAM BEING DEVELOPED BY ACTIVE PROMOTERS AND OTHERS IN COLLABORATION WITH EMAAR INDIA LTD(FORMERLY KNOWN AS EMAAR MGF LAND LTD)

ARCHITECT:

DSP DESIGN ASSOCIATES PVT. LTD.
Architects & Interior Designers

6th Floor, Devchand House, Shiv Sagar Estate, Dr Annie Besant Road, Opposite Nehru Centre, Worli, Mumbai - 400 018.
Tel: +91 22 4915 1800
Web: www.dspdesign.co.in

#1002A, Tenth Floor,
Times Tower, M.G. Road,
Gurgaon 122002.
Tel: +91 124 4221417

◦ MUMBAI ◦ BENGALURU ◦ PUNE ◦ NEW DELHI ◦ HYDERABAD

Associate Architects

RSMS ARCHITECTS

RSMS ARCHITECTS PVT. LTD.
69,Nora Niwas Bhawani Kunj
(Behind D2), Vasant Kunj,
New Delhi-110070.
Tel.: 011-26898616,26898617
www.rsms-arch.com

Checked and found ok for Public Health (Internal) Service only subject to comments in in forwarding letter No. 97490 Dt. 08-05-2023

Superintending Engineer (HQ)
for Chief Engineer
HSVP Panchkula

SANCTIONED
TO BE READ WITH THIS OFFICE
MEMO NO.: 22966
DATED: 12-07-2023

OWNER'S SEAL & SIGNATURE

EMAAR INDIA LTD

Architect(HQ) Member B.P.A.C.
S.T.P (HQ) Member Secretary B.P.A.C.
S.T.P (G) Member B.P.A.C.
C.T.P (HQ) Chairman B.P.A.C.
ATP(HQ)
Ram Avtar Bassi JD(HQ)

ARCHITECT'S SEAL & SIGNATURE

FOR DSP

DDT (HQ) Member BPAC

Manmeet Singh Bali
Architect (B.Arch, MCA)
CA/2003/30546

FEB.-2023.

Scale : 1:100

EMD-62

Drawing Title:-

18TH, 26TH , 27TH & TERRACE FLOOR PLAN (TOWER - 2 & 4)

Drawing No:-

T2-02

AD PA ATP