MUMTY AREA DIAGRAM

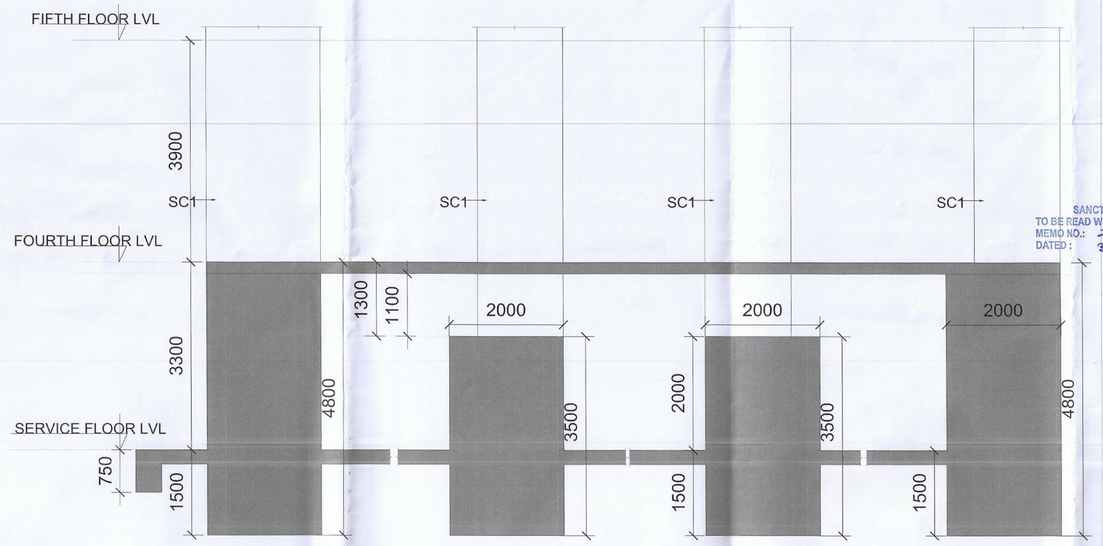

3. SECTION 1-1'

S.T.P.(HQ) Member Secretary B.P.A.C.
S.T.P.(G) Member B.P.A.C.
C.T.P.(HR) Chairman B.P.A.C.
DTP(HQ)
A.T.P.
ATP(HQ)
Ram Avtar Bassi JD(HQ)

SANCTIONED
TO BE READ WITH THIS OFFICE MEMO NO.: 29236
DATED: 30/07/25

Note :-

1. BUILDING HAS AUTOMATIC SPRINKLER SYSTEM WHEREVER REQUIRED BY NBC.

2. BUILDING WILL BE DESIGNED (STRUCTURES) AS PER RELEVANT IS CODES FOR EARTH QUAKE RESISTANCE

3. ALL LIFTS AND COMMON AREA WITH EMERGENCY LIGHTING TO HAVE 100% POWER BACKUP AS PER NBC REQUIREMENT.

4. ALL DIMENSIONS ARE IN MM.

5. THE BUILDING IS FULLY VENTILATED AND CENTRALLY AIR CONDITIONED WITH 100% POWER BACKUP.

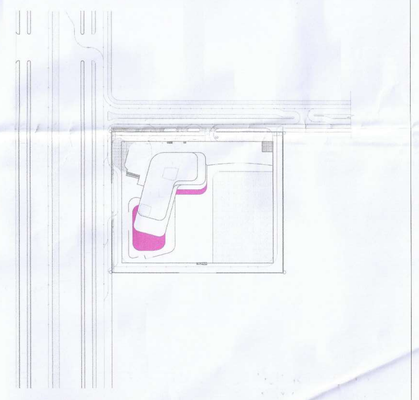

KEYPLAN

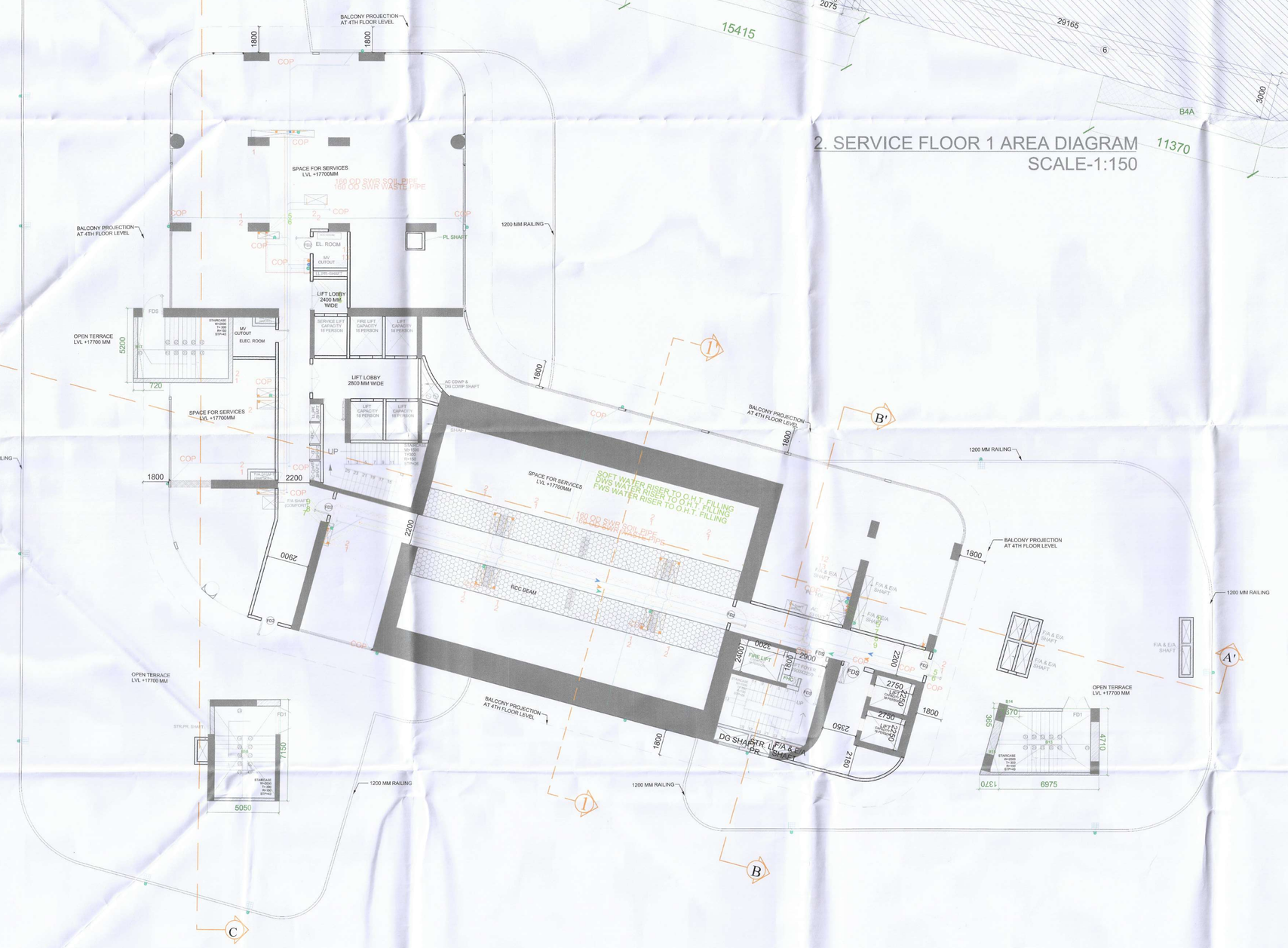

2. SERVICE FLOOR 1 AREA DIAGRAM
SCALE-1:150

1. SERVICE FLOOR-1 PLAN (LVL +17700)
SCALE-1:150

N

AREA STATEMENT												
Service Floor 1 (3th Floor)												
Addition (A)												
	Shape	Formula	Length		Width		Additional		Unit		Area	Units
1	Quarter Circle	1/4(3.141xr²)	3.000	x	3.000	x	3.141	x	0.25	=	7.067	sqm
2	Rectangle	LxW	29.000	x	3.000	x	-	x	1.0	=	87.000	sqm
3	Triangle	1/2(LxW)	5.930	x	7.725	x	-	x	0.5	=	22.905	sqm
4	Trapezium	(L1+L2)xW/2	7.725	x	10.870	x	11.72	x	1.0	=	108.967	sqm
5	Triangle	1/2(LxW)	2.075	x	0.555	x	-	x	0.5	=	0.576	sqm
6	Rectangle	LxW	29.165	x	3.000	x	-	x	1.0	=	87.495	sqm
7	Quarter Circle	1/4(3.141xr²)	3.000	x	3.000	x	3.141	x	0.25	=	7.067	sqm
8	Rectangle	LxW	32.165	x	14.900	x	-	x	1.0	=	479.259	sqm
9	Quarter Circle	1/4(3.141xr²)	3.000	x	3.000	x	3.141	x	0.25	=	7.067	sqm
10	Rectangle	LxW	29.165	x	3.000	x	-	x	1.0	=	87.495	sqm
11	Trapezium	(L1+L2)xW/2	7.415	x	2.150	x	19.650	x	1.0	=	93.976	sqm
12	Convex Triangle	-	-	x	-	x	-	x	1.0	=	6.607	sqm
13	Rectangle	LxW	32.000	x	14.650	x	-	x	1.0	=	468.800	sqm
14	Rectangle	LxW	20.210	x	3.000	x	-	x	1.0	=	60.630	sqm
15	Quarter Circle	1/4(3.141xr²)	3.000	x	3.000	x	3.141	x	0.25	=	7.067	sqm
16	Arc Segment	-	-	x	-	x	-	x	1.0	=	10.978	sqm
Total AREA (A)										=	1542.956	sqm

Additional Builtup (B)												
	Shape	Formula	Length		Width		Additional		Unit		Area	Units
B1	Arc Segment	-	-	x	-	x	-	x	1.0	=	11.027	sqm
B2	Rectangle	LxW	29.000	x	1.800	x	-	x	1.0	=	52.200	sqm
B3	Arc Segment	-	-	x	-	x	-	x	1.0	=	20.970	sqm
B4	Trapezium	(L1+L2)xW/2	15.725	x	1.800	x	15.415	x	1.0	=	28.026	sqm
B5	Arc Segment	-	-	x	-	x	-	x	1.0	=	11.027	sqm
B6	Rectangle	LxW	14.900	x	1.800	x	-	x	1.0	=	26.820	sqm
B7	Arc Segment	-	-	x	-	x	-	x	1.0	=	11.027	sqm
B8A	Trapezium	(L1+L2)xW/2	1.745	x	1.800	x	8.475	x	1.0	=	9.198	sqm
B9	Arc Segment	-	-	x	-	x	-	x	1.0	=	12.016	sqm
B10	Rectangle	LxW	14.428	x	1.800	x	-	x	1.0	=	25.971	sqm
B11	Arc Segment	-	-	x	-	x	-	x	1.0	=	11.027	sqm
B12	Rectangle	LxW	14.650	x	1.800	x	-	x	1.0	=	26.370	sqm
B4A	Rectangle	LxW	11.370	x	1.800	x	-	x	1.0	=	20.466	sqm
B8A	Trapezium	(L1+L2)xW/2	1.530	x	1.800	x	1.320	x	1.0	=	2.565	sqm
Total AREA (B)										=	268.710	sqm

Service Floor 1 (3rd Floor) AREA SUMMARY			
Proposed Service Floor 1 at 3rd Floor **BUILT UP AREA (A+B)**	=	1811.666	sqm

LEGEND FOR PLUMBING:-	
1	110 OD SWR SOIL & VENT PIPE
2	110 OD SWR WASTE & VENT PIPE
3	90 OD SWR ANTI-SYPHONAGE PIPE
4	DOMESTIC WATER SUPPLY DN. TAKE PIPE 25th TO 23th FLOOR
5	DOMESTIC WATER SUPPLY DN. TAKE PIPE 22th TO GROUND FLOOR
6	FLUSHING WATER SUPPLY DN. TAKE PIPE 25th TO 16th FLOOR
7	DOMESTIC WATER SUPPLY RISER TO O.H.T. FILLING
8	FLUSHING WATER SUPPLY RISER TO O.H.T. FILLING
9	SOFT WATER SUPPLY RISER TO O.H.T. FILLING
10	110 OD uPVC RAIN WATER PIPE FOR BALCONY
11	160 OD uPVC RAIN WATER PIPE FOR TERRACE
12	160 OD SWR SOIL & VENT PIPE
13	160 OD SWR WASTE & VENT PIPE
14	200 OD uPVC RAIN WATER PIPE

DOOR SCHEDULE

S.NO.	DOOR TYPE	DOOR TYPE	SILL	LINTEL	REM
1.	FD1	2000X2400	.....	2400	
2.	FDS	1500X2400	.....	2400	
3.	FD2	1200X2400	.....	2400	
4.	FDA	1050X2400	.....	2400	1HR
5.	D2	800X2400	.....	2400	
6.	SD1	500X2100	.....	2100	
7.	SD2	625X2100	.....	2100	
8.	SD3	550X2100	.....	2100	

PROJECT TITLE :

PROPOSED BUILDING PLAN OF COMMERCIAL SITE FOR AN AREA MEASURING 3.419 ACRES FALLING IN THE RESIDENTIAL PLOTTED COLONY FOR AN AREA MEASURING 197.161 ACRES (LICENCE NO. 54 OF 2014 DATED 20.06.2014, LICENCE NO. 28 OF 2016 DATED 23.12.2016, LICENCE NO. 07 OF 2020 DATED 29.01.2020, LICENCE NO. 104 OF 2021 DATED 10.12.2021 & LICENCE NO. 13 OF 2024 DATED 29.01.2024) IN SECTOR-29,30, 32 & 33, SOHNA BEING DEVELOPED BY ST. PATRICKS REALTY PVT. LTD.

CLIENT

ST. PATRICKS REALTY PVT. LTD.

ARCHITECT

HABITAT ARCHITECTS
#1777, Maharaj Nagar,
Near P.A.U Gate no.3
LUDHIANA-141001,
PUNJAB

ARCHITECT'S SEAL & SIGNATURE	OWNER'S SEAL & SIGNATURE
ZAFAR CHAUDHARY B. Arch. CA/2006/72311	For St. Patricks Realty Pvt. Ltd. Authorised Signatory

Date:	Scale:	Revision no:
	1:150	R0

STATUS:

SUBMISSION DRAWING

DRAWING TITLE :

SERVICE FLOOR AT 3RD FLOOR LEVEL

DTP(HQ) Member BPAC

Drawing No.

SD/AR/AL-1/107

Checked and found ok for Public Health (Internal) Service only subject to compliance in forwarding letter No. 22207 dt 4/8/2025
Superintending Engineer (HQ) for Chief Engineer-I HSVP, Panchkula