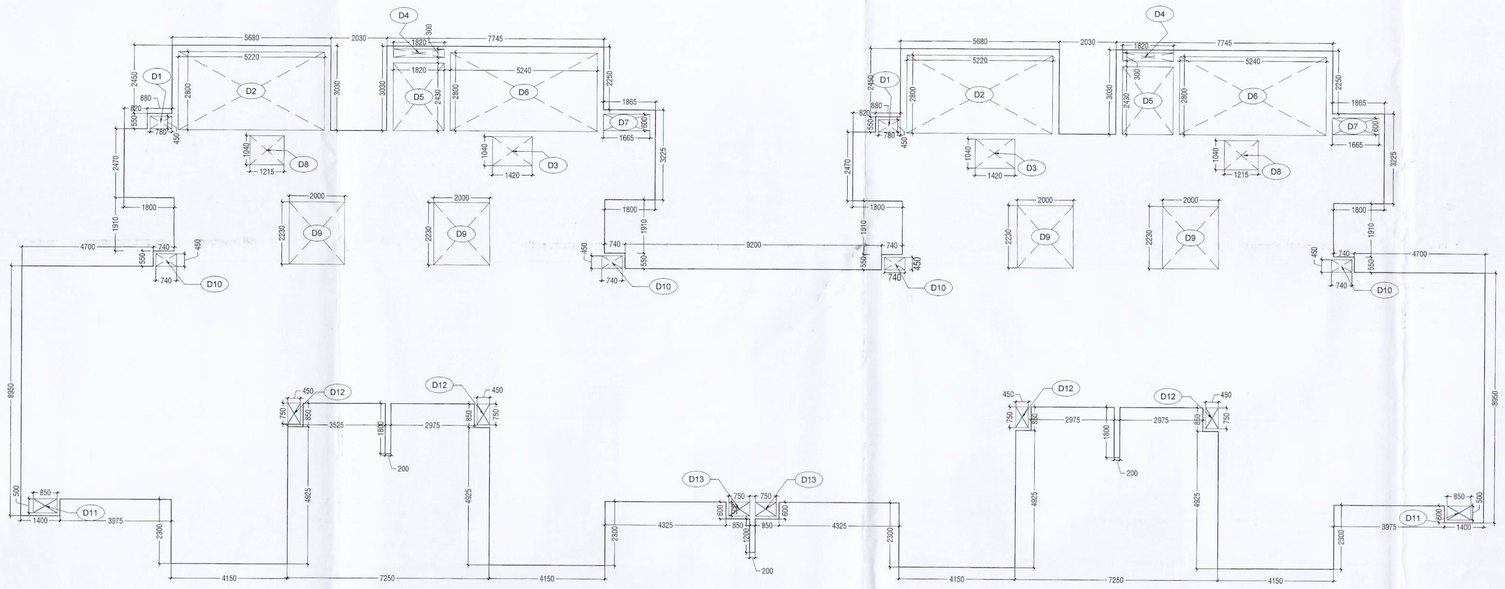

TYPICAL FLOOR (DEDUCTION) AREA DIAGRAM(1ST TO 25TH)

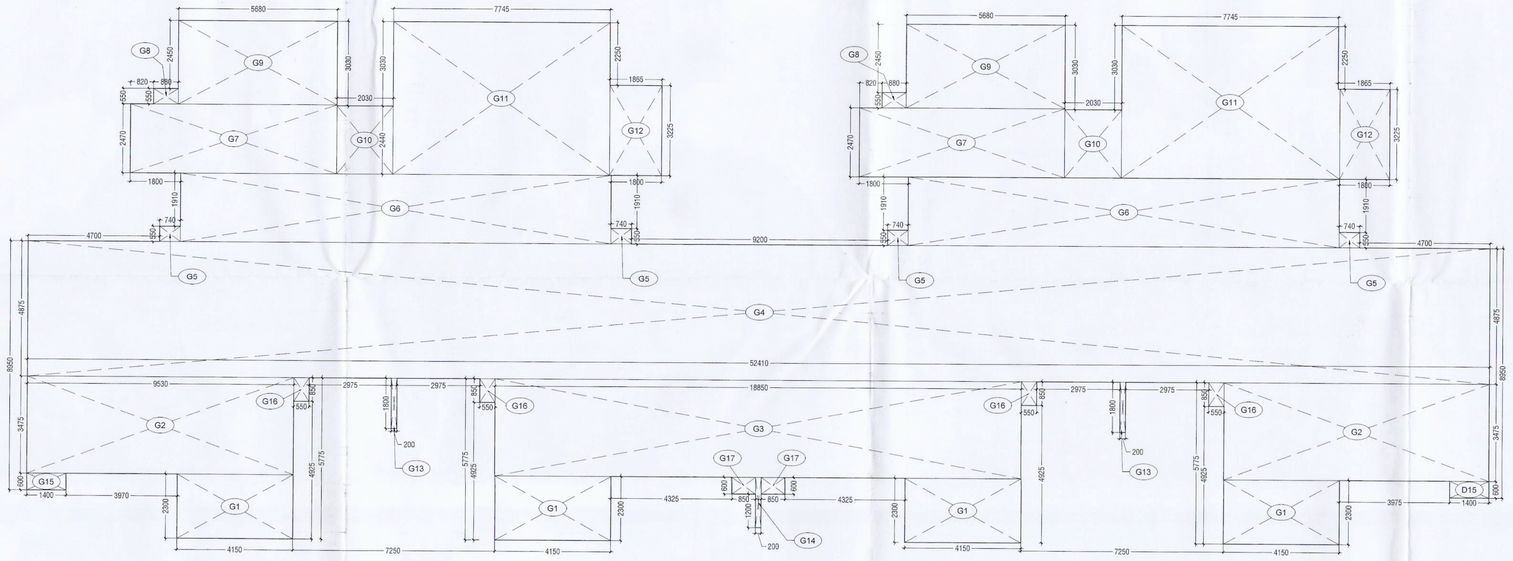

TYPICAL FLOOR (ADDITIONS) AREA DIAGRAM(1ST TO 25TH)

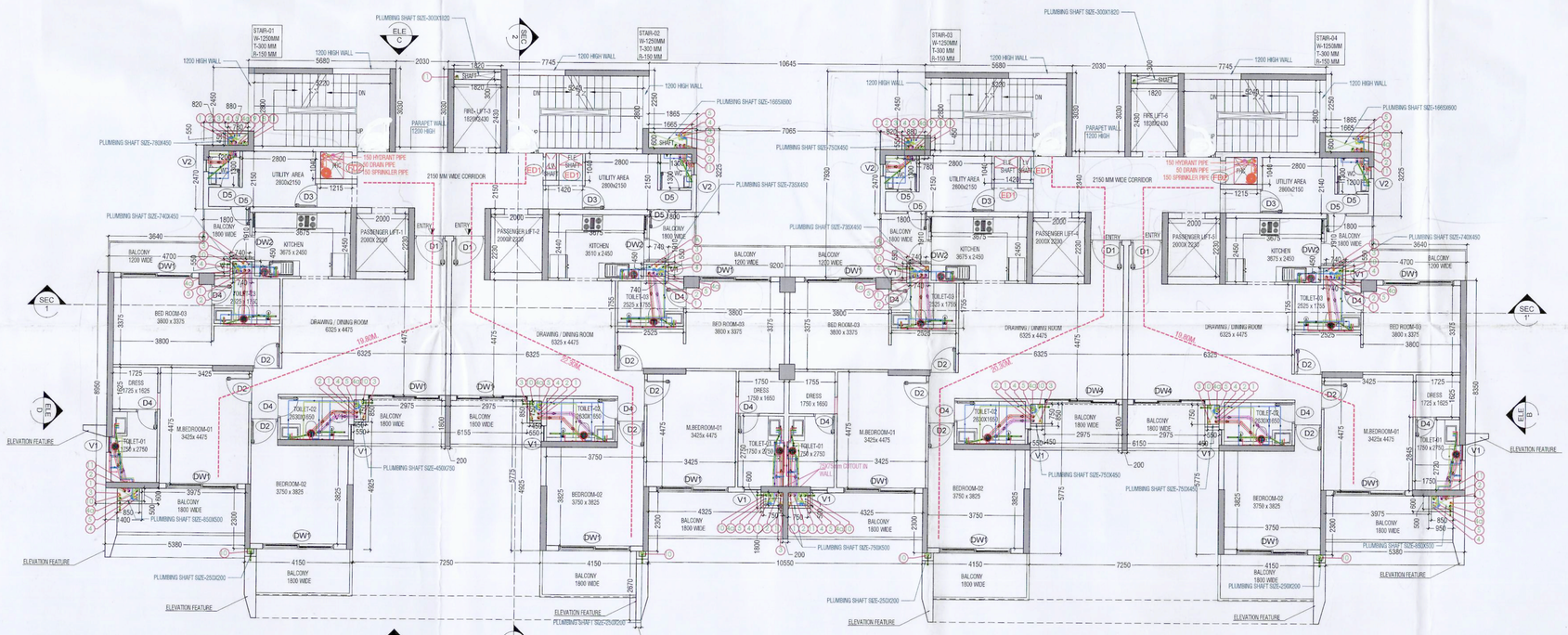

TYPICAL FLOOR PLAN (1ST TO 18TH, 20 TH TO 25TH)

TYPICAL FLOOR FAR AREA CALCULATIONS					
S. No.	DESCRIPTION	WIDTH	LENGHT	NOS.	AREA IN SQMT
ADDITIONS (A)					
1	G1	4.150	2.300	4	38.180
2	G2	9.530	3.475	2	66.234
3	G3	18.850	3.475	1	65.504
4	G4	52.410	4.875	1	255.499
5	G5	0.740	0.550	4	1.628
6	G6	15.420	2.460	2	75.866
7	G7	7.380	2.470	2	36.457
8	G8	0.880	0.550	2	0.968
9	G9	5.650	3.000	2	33.900
10	G10	2.030	2.440	2	9.906
11	G11	7.745	5.470	2	84.730
12	G12	1.865	3.225	2	12.029
13	G13	0.200	1.750	2	0.700
14	G14	0.200	1.800	2	0.720
15	G15	1.400	0.600	2	1.680
16	G16	0.550	0.850	4	1.870
17	G17	0.850	0.600	2	1.020
TOTAL ADDITION (A)				=	686.892
DEDUCTIONS (D)				AREA	
1	D1	0.780	0.450	2	0.702
2	D2	5.200	2.800	2	29.120
3	D3	1.420	1.040	2	2.954
4	D4	1.820	0.300	2	1.092
5	D5	1.820	2.430	2	8.845
6	D6	5.240	2.800	2	29.344
7	D7	1.665	0.600	2	1.998
8	D8	1.215	1.040	2	2.527
9	D9	2.000	2.230	4	17.840
10	D10	0.740	0.450	4	1.332
11	D11	0.850	0.600	2	1.020
12	D12	0.450	0.750	4	1.350
13	D13	0.750	0.500	2	0.750
TOTAL DEDUCTIONS (D)					98.874
TOTAL TYPICAL FLOOR FAR AREA (A-D) =				=	588.018
BUILT UP AREA					686.892

AREA DETAILS				
SR. NO	FLOORS	FAR AREA IN SQMT.	NON FAR AREA IN SQMT.	BUILTUP AREA IN SQMT.
1	STILT FLOOR	354.428	338.163	692.591
2	1ST FLOOR	588.018	98.874	686.892
3	2ND FLOOR	588.018	98.874	686.892
4	3RD FLOOR	588.018	98.874	686.892
5	4TH FLOOR	588.018	98.874	686.892
6	5TH FLOOR	588.018	98.874	686.892
7	6TH FLOOR	588.018	98.874	686.892
8	7TH FLOOR	588.018	98.874	686.892
9	8TH FLOOR	588.018	98.874	686.892
10	9TH FLOOR	588.018	98.874	686.892
11	10TH FLOOR	588.018	98.874	686.892
12	11th FLOOR	588.018	98.874	686.892
13	12th FLOOR	588.018	98.874	686.892
14	13th FLOOR	588.018	98.874	686.892
15	14th FLOOR	588.018	98.874	686.892
16	15th FLOOR	588.018	98.874	686.892
17	16th FLOOR	588.018	98.874	686.892
18	17th FLOOR	588.018	98.874	686.892
19	18th FLOOR	588.018	98.874	686.892
20	19th FLOOR	588.018	132.776	720.793
21	20th FLOOR	588.018	98.874	686.892
22	21st FLOOR	588.018	98.874	686.892
23	22nd FLOOR	588.018	98.874	686.892
24	23rd FLOOR	588.018	98.874	686.892
25	24th FLOOR	588.018	98.874	686.892
26	25th FLOOR	588.018	98.874	686.892
27	TERRACE (MUMTY & MACHINE ROOM)	0.000	145.393	145.393
	TOTAL AREA ON ALL FLOOR	15054.867	2989.307	18044.174

DOOR WINDOW SCHEDULE					
S.no	ITEM	SIZE	C.LVL	L.LVL	
01	ED1	900X2100	-	2100	AREC REF. 6/4/20 D0005
02	FD1	1250X2400	-	2400	
03	FD2	900X2100	-	2100	
04	D	1500X2400	-	2400	
05	D1	1200X2400	-	2400	THE FIRE DEPTT
06	D2	1000X2400	-	2400	
07	D3	900X2400	-	2400	
08	D4	800X2400	-	2400	
09	D5	750X2400	-	2400	
10	DW1	2750X2400	-	2400	
11	DW2	1730X2400	0/900	2400	
12	V1	600 X1200	1200	2400	
13	V2	450X1200	1200	2400	

PLUMBING LEGEND:-	
A	110 OD WASTE PIPE VERTICAL FOR KITCHEN
1	110 OD SOIL PIPE VERTICAL
2	110 OD WASTE PIPE VERTICAL
3	80ØØ ANTI SYPHONEAGE PIPE
4	DOMESTIC WATER SUPPLY VERTICAL
4a	DOMESTIC WATER SUPPLY VERTICAL FOR TOP THREE FLOOR
5	FLUSHING WATER SUPPLY VERTICAL
6	DOMESTIC WATER RISER
9	FLUSHING WATER RISER
10	110 OD VERTICAL PIPE FOR BALCONY DRAIN
11	110 OD RAIN WATER PIPE VERTICAL FOR TERRACE
	REQ. SUNK(350MM)
FT	FLOOR TRAP
FD	FLOOR DRAIN
BD	BALCONY DRAIN
COP	CLEAN OUT PLUG

NOTE:-
1. 110 OD SOIL PIPE
2. 110 OD WASTE PIPE
3. FD TO FT 63 OD WASTE PIPE
4. WASHBASIN TO FT 40 OD WASTE PIPE
5. KITCHEN SINK/URINAL TO FT 63 OD WASTE PIPE

This is a "PROVISIONAL BUILDING PLAN" approved only for the purpose of inviting Objections from the general public

DTP(HQ) ATP(HQ) S.T.P.(HQ) Member Secretary B.P.A.C. S.T.P. (G) Member B.P.A.C. C.T.P.(HR.) Chairman B.P.A.C.

Ram Avtar Bassi JD(HQ) AD PA VP

JDTP(HQ) Member B.P.A.C.

Checked and found ok for Public Health (Internal) Service only subject to comments in in forwarding letter No. 6/5312 Dt. 19/9/23

Superintending Engineer (HQ) for Engineer-I HSVP, Panchkula

KEY PLAN

ORIENTATION

N

PRINCIPAL ARCHITECT:

ACPL

ISO 9001:2013

Architecture Management Planning

ACPL Design Ltd
www.acplonline.com

E-24,South Extension -I New Delhi 110049 India
E: sonia@acplonline.com

T: +91 11 24622195
+91 11 24646708
F: +91 11 24634969

PROJECT:-

APPROVAL OF REVISED BUILDING PLAN OF GROUP HOUSING COLONY OVER AN AREA MEASURING 48.818 ACRES (LICENCE NO. 44 OF 2009 DATED 14-06-2009 & 68 OF 2011 DATED 21-07-2011) IN SECTOR-92, GURUGRAM MANESAR URBAN COMPLEX, BEING DEVELOPED BY SARE GURUGRAM PVT.LTD & OTHERS

OWNER

SARE GURUGRAM PRIVATE LIMITED
REGD. OFFICE: 5th FLOOR,WING A,STATESMAN HOUSE 148, BARAKHAMBA ROAD,CONNAUGHT PLACE,NEW ELHI-110001

For SARE GURUGRAM PRIVATE LIMITED

Authorised Signatory

OWNER/AUTH. SIGNATURE

KULMEET SHANGARI ARCHITECT CA/97/21741

ARCHITECT'S SIGNATURE

DRAWING TITLE

T-10 1ST TO 18TH & 20TH TO 25TH FLOOR PLAN & AREA CALCULATIONS

DRAWING NO. T10-02

SCALE :- 1:100