DTP (HQ) Member BPAC
STP (HQ) Member Secretary BPAC
CTP Chairman BPAC

SANCTIONED
VIDE MEMO No. 93243 DATED 30.3.21

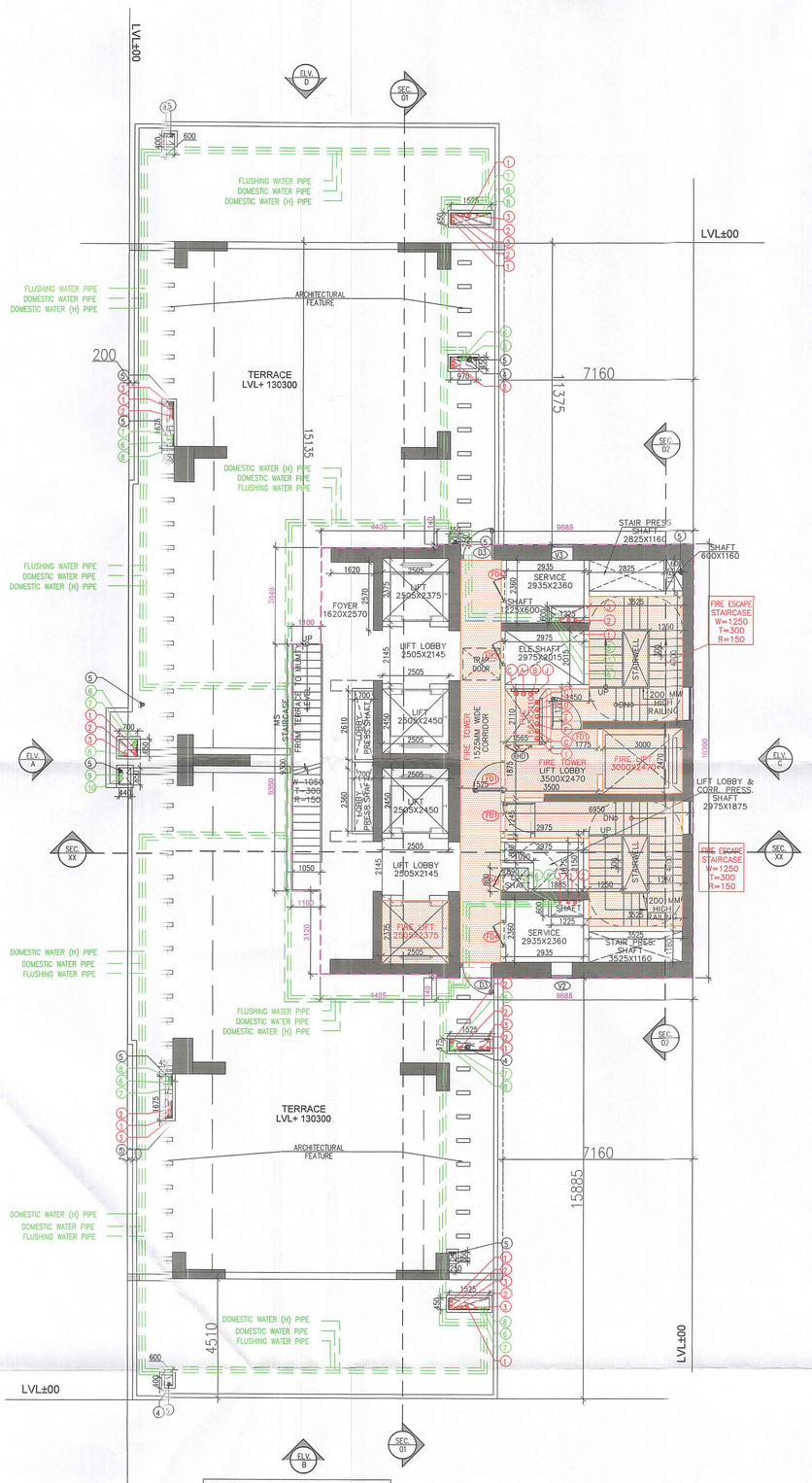

TERRACE FLOOR PLAN
LVL+130300

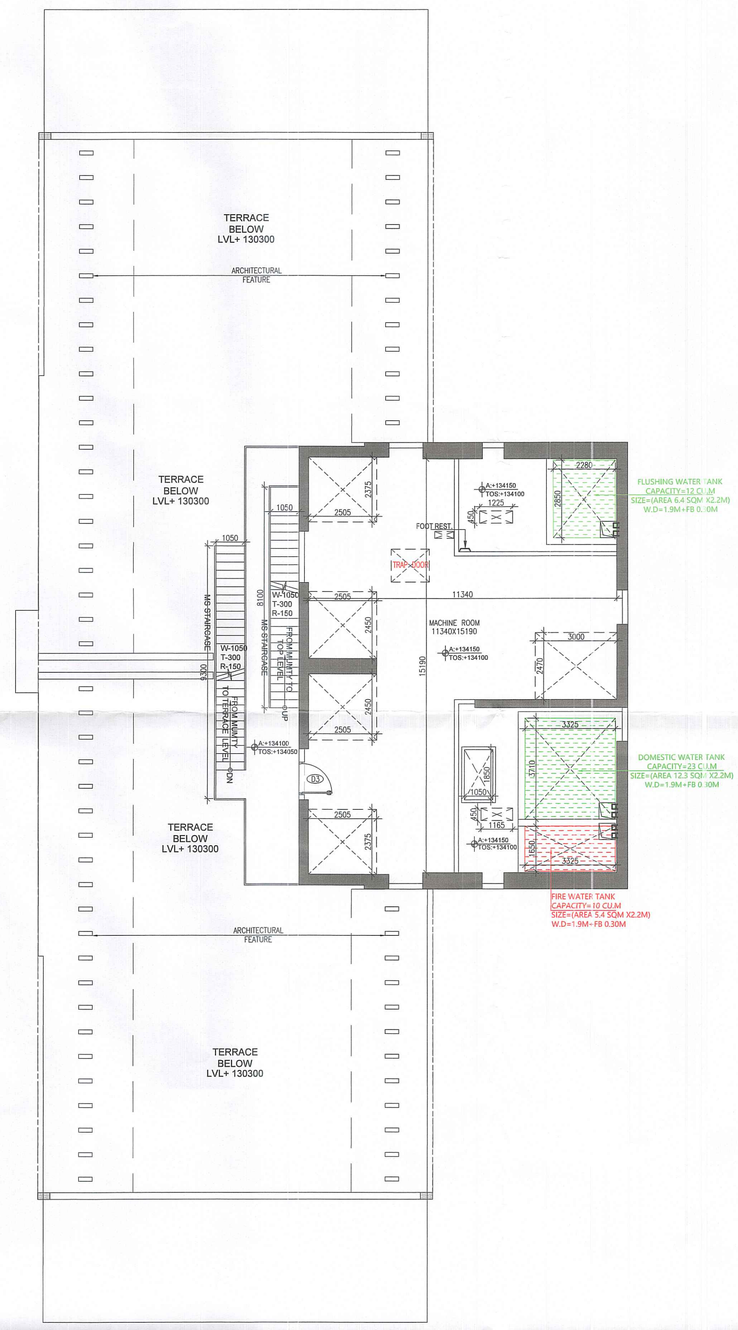

MUMTY PLAN
LVL+ 134150

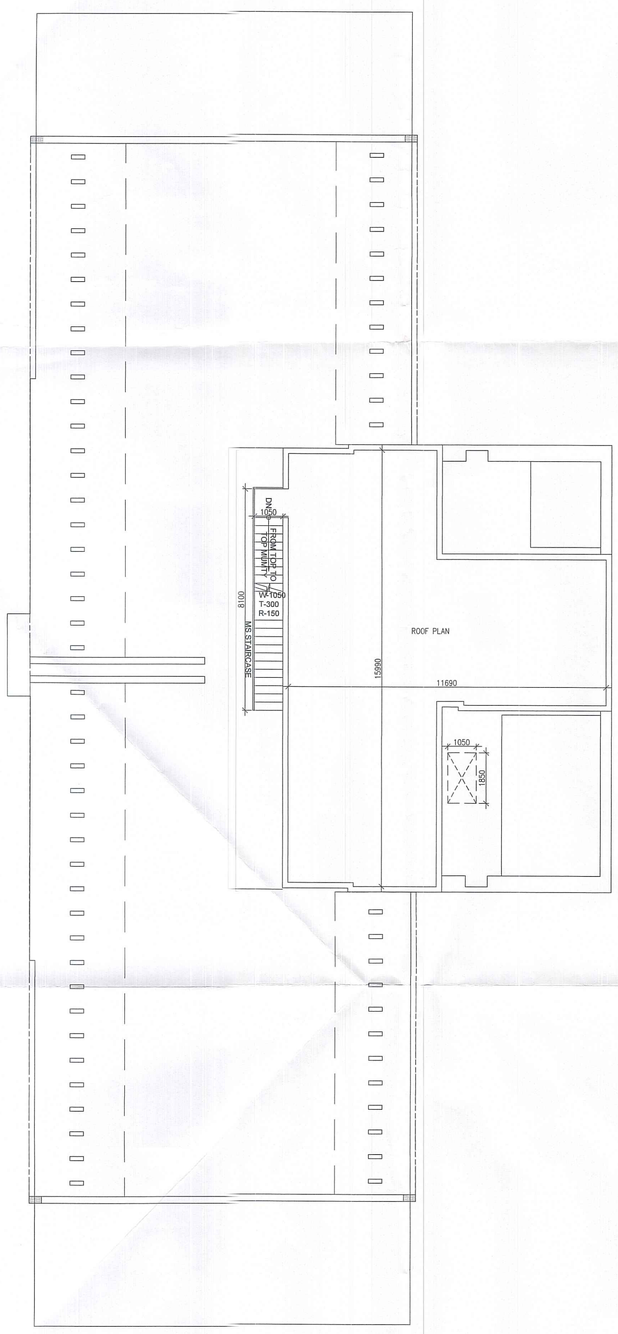

ROOF PLAN
LVL+ 137650

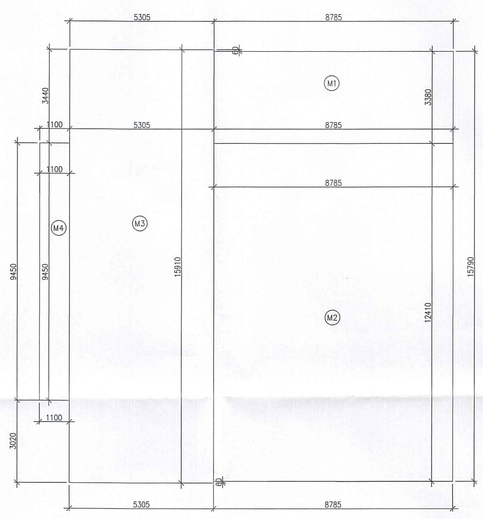

AREA CALCULATION
MUMTY MACHINE ROOM

MUMTY MACHINE ROOM AREA - TOWER 1							
GROSS – A							
Sr. No	Nos		Length		Width		Area (SQM)
M1	1	X	8.785	X	3.380	=	29.693
M2	1	X	8.785	X	12.410	=	109.022
M3	1	X	5.305	X	15.910	=	84.403
M4	1	X	1.100	X	9.450	=	10.395
					TOTAL	=	233.513

1	A	110Ø SOIL PIPE
2	A	110Ø WASTE PIPE
3	A	75Ø VENT PIPE
4	A	160Ø RAIN WATER PIPE FROM TERRACE
5	A	110Ø RAIN WATER PIPE FROM BALCONY
6	A	DOMESTIC WATER DOWN TAKE PIPE
7	A	FLUSHING WATER DOWN TAKE PIPE
8	A	HYDRO-PNEUMATIC DOMESTIC WATER PIPE FOR TOP OF THREE FLOOR
9	A	DOMESTIC WATER RISER PIPE
10	A	FLUSHING WATER RISER PIPE

LEGEND :-		
SYMBOL		DESCRIPTION
A	A	150Ø FIRE HYDRANT PIPE FOR LOWER ZONE
B	A	150Ø FIRE HYDRANT PIPE FOR MIDDLE ZONE
C	A	150Ø FIRE HYDRANT PIPE FOR UPPER ZONE
C	A	150Ø FIRE SPRINKLER PIPE FOR LOWER ZONE
D	A	150Ø FIRE SPRINKLER PIPE STAND BY FOR LOWER ZONE
E	A	150Ø FIRE SPRINKLER PIPE FOR MIDDLE ZONE
F	A	150Ø FIRE SPRINKLER PIPE STAND BY FOR MIDDLE ZONE
G	A	150Ø FIRE SPRINKLER PIPE FOR UPPER ZONE
I	A	150Ø FIRE SPRINKLER PIPE STAND BY FOR UPPER ZONE
J	A	80Ø FHC DRAIN PIPE

DOOR/ WINDOW SCHEDULE (TOWER-1)						
S. NO.	TAGS	WIDTH	LINTEL	CILL	LOCATION	FIRE RATINGS
DOORS						
1	D	1200	2400	0	Handicap WC	
2	D1	1050	2400	0	M.Bedroom, Bedroom	
3	D2	900	2400	0	Kitchen,Store,Bedroom , Study,U.Balcony	
4	D3	800	2400	0	Toilet,S.Toilet,Study, P.Room,M.Toilet, Pantry	
5	D4	840	2400	0	Study	
EXTERNAL DOORS						
1	SD	9530	Beam Bottem	0	Living	
2	SD1	6200	Beam Bottem	0	Living	
3	SD2	3000	Beam Bottem	0	M.Bedroom 1& M.Bedroom 2	
4	SD3	2800	Beam Bottem	0	Bedroom 1	
5	SD4	2700	Beam Bottem	0	dining, Bedroom 1	
6	SD5	2600	Beam Bottem	0	Study,Dining	
7	SD6	2300	Beam Bottem	0	Family Lounge	
8	SD7	1800	Beam Bottem	0	Bedroom 2	
9	SD8	1500	Beam Bottem	0	Study	
10	SD9	1450	Beam Bottem	0	Bedroom 2	
11	DW	2500	Beam Bottem	0/1200	Kitchen	
12	DW1	2300	Beam Bottem	0/1200	Kitchen	
13	DW2	1600	Beam Bottem	0/900	Dining	
14	DW3	1600	Beam Bottem	0/1200	Kitchen	
15	DW4	1250	Beam Bottem	0/900	U.Balcony,Balcony	
GLAZINGS						
1	GL1	9530	Beam Bottem	0	Lobby	
2	GL2	9530	Beam Bottem	0	Lobby	
WINDOWS						
1	V1	1200	2400	100	VRV Door	
2	V2	900	2400	1200	S. Toilet,Service	
3	V3	800	2400	1200	S. Toilet,Service	
4	V4	600	2400	1200	Toilet,S. Toilet, Handicap WC, WC,M.Toilet	
5	W	2845	2400	900	Staircase	
6	W1	2750	2400	900	Staircase	
7	W2	1600	2400	1200	M. Toilet	
8	W3	1250	2100	600	Staircase	
9	W4	800	2400	900	Stilt	
10	W5	650	2400	1200	Dress	
11	W6	600	2400	1200	Dress	
FIRE DOORS AND WINDOW						
1	FD	1250	2400	0	Fire Exit	2hrs
2	FD1	1200	2400	0	Entrance Door, Staircase /corridore/Lift Lobby	2hrs
3	FD2	1050	2400	0	Fire Exit	2hrs
4	FD3	1000	2400	0	Service/Shaft	
5	FD4	900	2400	0	Lobby Pressurization, S.Room,L.V.Shaft, office	2hrs
6	FD5	800	2400	0	Staircase/ Corridor	
7	FD6	1200	2400	0	Entrance Door	1hr
8	FHD1	1025	2400	0	FHC Shaft	

DOOR/ WINDOW SCHEDULE (TOWERS)						
S. NO.	TAGS	WIDTH	LINTEL	CILL	LOCATION	FIRE RATINGS
FIRE DOORS AND WINDOW						
1	BFD1	1200			Fire Staircase,lift lobby,Services	
2	BFD2	1050			Fire Exit	
3	BFD3	1000			Shaft,Services	
4	BFD4	900			L.V Shaft	
5	BFHD1	1025			Fire Shaft	

Note :-

1. BUILDING HAS AUTOMATIC SPRINKLER SYSTEM WHEREVER REQUIRED BY NBC.
2. BUILDING WILL BE DESIGNED (STRUCTURES) AS PER RELEVENT IS CODES FOR EARTH QUAKE RESISTANCE.
3. ALL BUILDING 100% POWER BACKUP.

PROJECT:
PROPOSED BUILDING PLAN OF G.H. SITE NO.24 IN SECTOR-53 GURUGRAM OF AREA MEASURING 7.413 ACRES BEING DEVELOPED BY M/S GODREJ PROPERTIES LTD.

GG ASSOCIATES
134, First floor, Vipul Business Park, Sohna Road, Sector-48,Gurugram-122018(Hr.)
(PH-9560794794,9871004573)

OWNER'S SEAL & SIGNATURE

For Godrej Properties Ltd.
Authorised Signatory

FSO, (HQ) Member BPAC

ARCHITECT'S SEAL & SIGNATURE

Ar. Ravinder Kumar 9871004573 CA/2012/50001

FEB-2026 Scale 1:100 Dt. 27/2/26 No:-

Checked and found old Public Health (Internal) Service only subject to comments in forwarding letter No. 44225 Dt. 27/2/26
Sr. Town Planner (HQ) HSVP Panchkula

TOWER-01

TERRACE FLOOR PLAN, MUMTY MACHINE, TOP OF ROOF & MUMTY AREA CALCULATION

T1-06