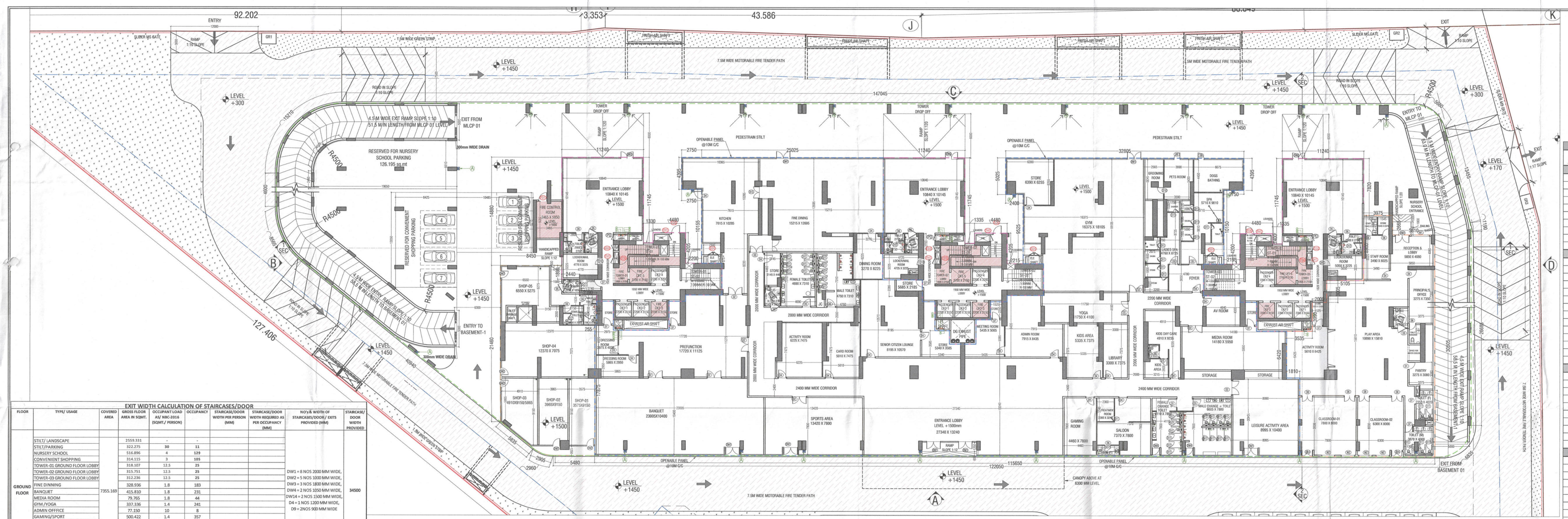

GROUND FLOOR PLAN

NOTE: ALL BUILDING IS FULLY AIR CONDITIONED AND MECHANICALLY VENTILATED AND 100% POWER BACKUP.

PLUMBING LEGEND :		
S. No.	SYMBOL	DESCRIPTION
1.	(A)	100Ø DRAINAGE PIPE
2.	⊠ DP	DRAIN POINT

GROUND FLOOR FAR AREA CALCULATIONS					
S. No.	COEFFICIENT	WIDTH	LENGTH	NOS.	AREA IN SQMT
TOWER 1 GROUND FLOOR LOBBY FAR					
ADDITIONS (ELT1)					
A1	1	11.240	16.770	1	188.495
A2	1	6.410	3.005	1	19.262
A3	1	5.810	8.030	1	46.654
A4	1	7.675	3.980	1	30.547
A5	1	2.390	2.135	1	5.103
A6	1	4.480	1.400	1	6.272
A7	1	5.000	4.355	1	21.775
TOTAL ADDITION (ELT1)				=	318.107
TOWER 1 GROUND FLOOR LOBBY FAR				=	318.107
TOWER 2 GROUND FLOOR LOBBY FAR					
ADDITIONS (ELT2)					
A8	1	11.240	10.345	1	116.278
A9	1	5.815	2.805	1	16.311
A10	1	4.480	1.400	1	6.272
A11	1	11.340	6.425	1	72.860
A12	1	1.725	3.005	1	5.184
A13	1	2.000	6.985	1	13.970
A14	1	2.120	2.135	1	4.526
A15	1	3.665	6.700	1	24.556
A16	1	2.480	2.005	1	4.972
A17	1	4.280	0.870	1	3.724
A18	1	10.815	4.355	1	47.099
TOTAL ADDITION (ELT2)				=	315.751
TOWER 2 GROUND FLOOR LOBBY FAR				=	315.751
TOWER 3 GROUND FLOOR LOBBY FAR					
ADDITIONS (ELT3)					
A19	1	4.480	1.400	1	6.272
A20	1	5.810	5.035	1	29.253
A21	1	4.355	5.000	1	21.775
A22	1	2.270	3.005	1	6.821
A23	1	7.675	6.985	1	53.610
A24	1	2.000	3.005	1	6.010
A25	1	11.240	16.770	1	188.495
TOTAL ADDITION (ELT3)				=	312.236
TOWER 3 GROUND FLOOR LOBBY FAR				=	312.236
COMMUNITY BUILDING FAR					
A26	1	2.750	4.395	1	12.086
A27	1	25.025	10.345	1	258.884
A28	1	24.925	4.205	1	104.810
A29	1	2.275	3.980	1	9.055
A30	1	2.275	3.330	1	7.576
A31	1	2.530	0.650	1	1.645
A32	1	12.475	17.125	1	214.882
A33	1	5.000	22.075	1	110.375
A34	1	22.125	26.430	1	584.764
A35	1	5.480	24.210	1	132.671
A36	1	1.720	21.205	1	36.473
A37	1	2.000	17.225	1	34.450
A38	1	3.665	15.375	1	56.349
A39	1	4.280	18.725	1	80.143
A40	1	5.005	22.075	1	110.485
A41	1	2.275	2.480	1	5.642
A42	1	2.400	5.025	1	12.060
A43	1	14.545	27.650	1	402.169
A44	1	2.75	4.395	1	12.08625
A45	1	22.045	26.435	1	582.760
A46	1	5.000	22.075	1	110.375
A47	1	2.270	21.205	1	48.135
A48	1	4.140	17.225	1	71.312
A49	1	1.810	10.800	1	19.548
TOTAL ADDITION				=	3018.733
COMMUNITY BUILDING FAR				=	3018.733
CONVENIENT SHOPPING FAR					
A50	1	8.450	1.890	1	15.971
A51	1	10.890	2.135	1	23.250
A52	1	17.435	4.930	1	85.955
A53	1	8.350	4.200	1	35.070
A54	1	8.090	13.235	1	107.071
A55	1	5.480	4.635	1	25.400
A56	0.5	2.860	0.855	1	1.223
A57	1	2.860	3.785	1	10.825
A58	0.5	4.675	3.785	1	8.847
A59	0.667	2.905	0.260	1	0.504
TOTAL ADDITION				=	314.115
CONVENIENT SHOPPING FAR				=	314.115
NURSERY SCHOOL (NS) ADDITIONS					
A60	1	3.975	2.665	1	10.593
A61	1	6.295	9.785	1	61.597
A62	1	14.895	3.005	1	44.759
A63	1	16.895	3.990	1	67.411
A64	1	1.810	6.420	1	11.620
A65	1	18.620	17.235	1	320.916
TOTAL ADDITION				=	516.896
NURSERY SCHOOL NON FAR AREA				=	516.896

EXIT WIDTH CALCULATION OF STAIRCASE/DOOR								
FLOOR	TYPE/ USAGE	COVERED AREA	GROSS FLOOR AREA IN SQMT.	OCCUPANT LOAD AS/ NBC:2016 (SQMT./ PERSON)	OCCUPANCY	STAIRCASE/DOOR WIDTH PER PERSON (MM)	STAIRCASE/DOOR WIDTH REQUIRED AS PER OCCUPANCY (MM)	NO's & WIDTH OF STAIRCASES/DOOR/ EXITS PROVIDED (MM)	STAIRCASE/ DOOR WIDTH PROVIDED
GROUND FLOOR	STILT/ LANDSCAPE	7355.169	2559.331	-	-			DW1 = 8 NOS 2000 MM WIDE, DW2 = 5 NOS 1000 MM WIDE, DW3 = 3 NOS 1800 MM WIDE, DW4 = 2 NOS 3250 MM WIDE, DW14 = 2 NOS 1500 MM WIDE, D4 = 1 NOS 1200 MM WIDE, D9 = 2NOS 900 MM WIDE	34500
	STILT/ PARKING		322.275	30	11				
	NURSERY SCHOOL		516.896	4	129				
	CONVENIENT SHOPPING		314.115	3	105				
	TOWER-01 GROUND FLOOR LOBBY		318.107	12.5	25				
	TOWER-02 GROUND FLOOR LOBBY		315.751	12.5	25				
	TOWER-03 GROUND FLOOR LOBBY		312.236	12.5	25				
	FINE DINNING		328.936	1.8	183				
	BANQUET		415.810	1.8	231				
	MEDIA ROOM		79.765	1.8	44				
	GYM /YOGA		337.336	1.4	241				
	ADMIN OFFICE		77.150	10	8				
	GAMING/SPORT		500.422	1.4	357				
	SALOON/SPA		161.170	1.4	115				
	LIBRARY		27.960	1.4	20				
	PETS		63.590	1.4	45				
	CIRCULATION & COMMON AREAS		784.084	6	131				
				Total	1696	10	16957		

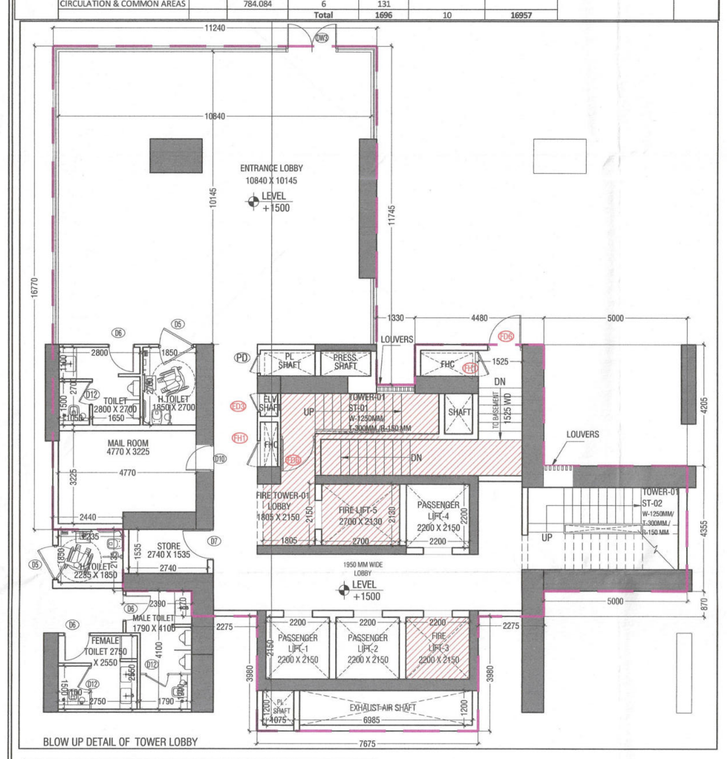

BLOW UP DETAIL OF TOWER LOBBY

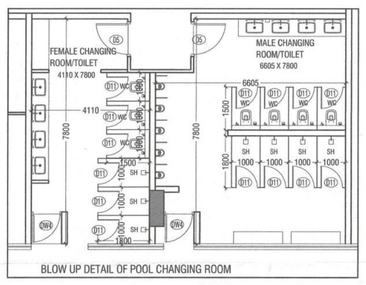

BLOW UP DETAIL OF POOL CHANGING ROOM

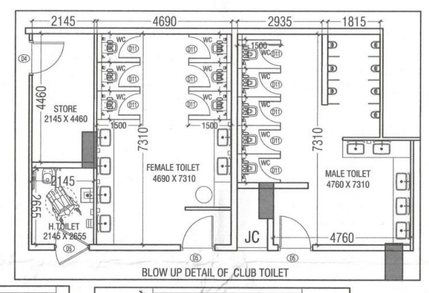

BLOW UP DETAIL OF CLUB TOILET

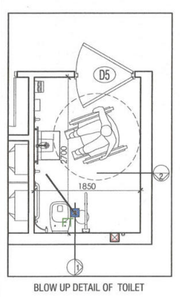

BLOW UP DETAIL OF TOILET

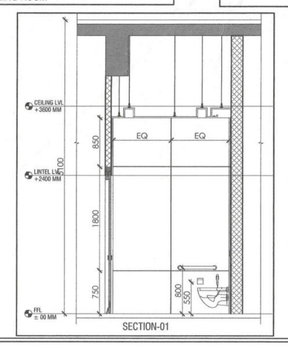

SECTION-01

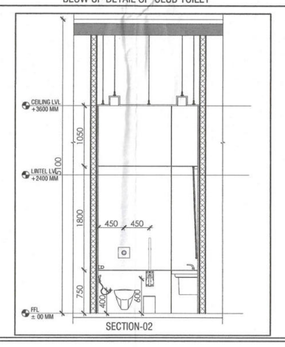

SECTION-02

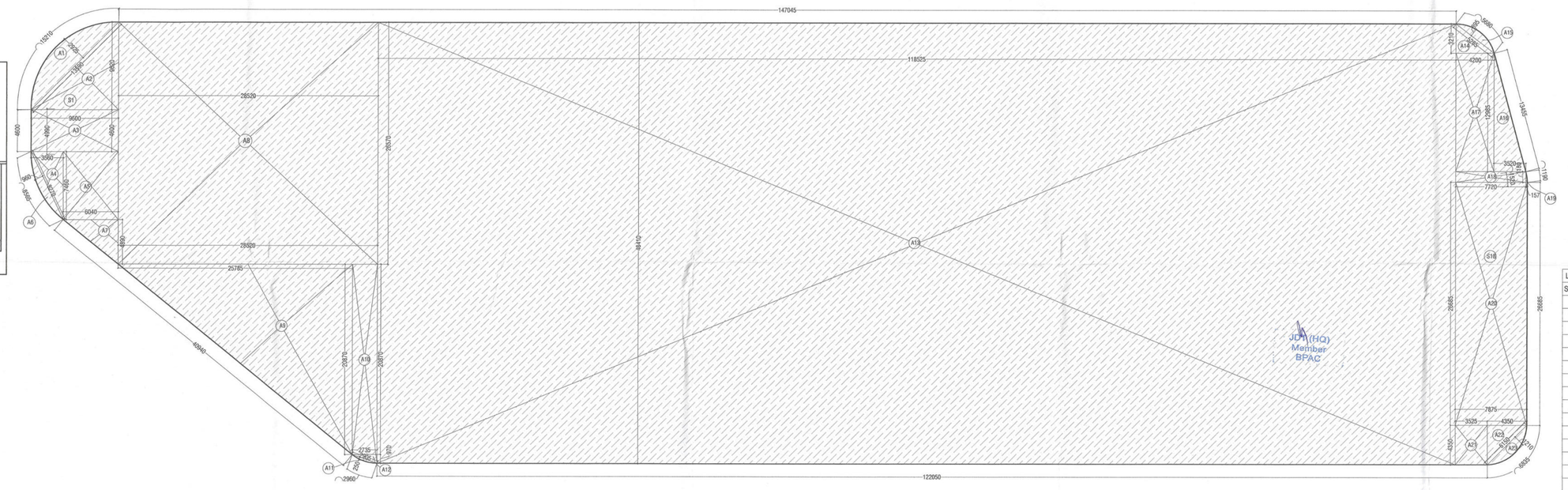

GROUND COVERAGE AREA DIAGRAM

GROUND COVERAGE AREA CALCULATIONS					
S. No.	COEFFICIENT	WIDTH	LENGTH	NOS.	AREA IN SQMT
ADDITIONS (A)					
A1	0.667	13.590	2.925	1	26.514
A2	0.5	9.600	9.620	1	46.176
A3	1	9.600	4.600	1	44.160
A4	0.5	3.560	7.460	1	13.279
A5	1	6.040	7.460	1	45.058
A6	0.667	8.270	0.960	1	5.295
A7	0.5	6.040	4.890	1	14.768
A8	1	28.520	26.570	1	757.776
A9	0.5	25.785	20.870	1	269.066
A10	1	2.735	20.870	1	57.079
A11	0.667	2.905	0.250	1	0.484
A12	0.5	0.970	2.735	1	1.326
A13	1	118.525	48.410	1	5737.795
A14	0.5	4.200	3.210	1	6.741
A15	0.667	5.285	0.895	1	3.155
A16	0.5	3.520	12.985	1	22.854
A17	1	4.200	12.985	1	54.537
A18	1	7.720	1.180	1	9.110
A19	0.5	0.155	1.180	1	0.091
A20	1	7.875	26.685	1	210.144
A21	1	3.525	4.350	1	15.334
A22	0.5	4.350	4.350	1	9.461
A23	0.667	6.150	1.210	1	4.963
TOTAL ADDITION (A)				=	7355.169

GROUND FLOOR DOOR WINDOW SCHEDULE							
NAME	WIDTH	HEIGHT	CILL	LINTEL	LOCATION	TYPE	
ED1	1400	2250	150	2400	ELE.SHAFT	DBL. DOOR	
ED3	800	2250	150	2400	ELV. SHAFT	SINGLE DOOR	
FD6	1200	2400	00	2400	STAIRCASE 2HR FIRE RATING	SINGLE DOOR	
FH1	900	2250	150	2400	FHC	SINGLE DOOR	
FD1	1200	2400	00	2400	FIRE CONTROL ROOM	SINGLE DOOR	
PD	650	2250	150	2400	PLUMBING SHAFT	SING.DOOR	
DW 1	2000	3000	00	3000	MAIN LOBBY	DBL.DOOR	
DW 2	1000	3000	00	3000	SHOP	SING.DOOR	
DW 3	1800	3000	00	3000	TOWER LOBBY	DBL.DOOR	
DW 4	1050	3000	00	3000	TOILET -SWM	SING.DOOR	
D1	1000	2400	00	2400	ROOM	SING.DOOR	
D2	2000	2400	00	2400	ROOM	DBL.DOOR	
D3	1800	2400	00	2400	ROOM	DBL.DOOR	
D4	1200	2400	00	2400	ROOM	SING.DOOR	
D5	1200	2400	00	2400	TOILET	SING.DOOR	
D6	900	2400	00	2400	TOILET	SING.DOOR	
D7	1050	2400	00	2400	STORE / TOILET	DBL.SWING	
D8	1500	2400	00	2400	CLASSROOM	DBL.DOOR	
D9	900	3000	00	3000	PETS CLUB	SIN.DOOR	
D10	900	2400	00	2400	ROOM	SIN.DOOR	
D11	750	2100	150	2100	TOILET PARTITION	SIN.DOOR	
D12	800	2100	00	2100	TOILET	SIN.DOOR	
D13	1650	2400	00	2400	TOWER LOBBY	DBL.DOOR	
D14	1500	3000	00	3000	CLASSROOM	DBL.DOOR	
W1	2900	1800	1200	3000	NURSERY SCHOOL	WINDOW	
W2	1800	1800	1200	3000	NURSERY SCHOOL	WINDOW	
W3	1250	1800	1200	3000	NURSERY SCHOOL	WINDOW	

LEGEND:-		
S.NO	DESCRIPTION	SYMBOL
1.	100Ø SOIL PIPE	(1)
2.	100Ø WASTE PIPE	(2)
3.	75Ø ANTI-SIPHONAGE PIPE	(3)
4.	DOMESTIC WATER SUPPLY DN. TAKE PIPE	(4)
5.	FLUSHING WATER SUPPLY DN. TAKE PIPE	(5)
6.	75Ø BALCONY WASTE WATER PIPE	(6)
7.	150Ø RAIN WATER PIPE	(7)
8.	DOMESTIC WATER DN. TAKE BOOSTER SUPPLY	(8)
9.	DOMESTIC WATER RISER PIPE	(9)
10.	FLUSHING WATER RISER PIPE	(10)
11.	FLOOR TRAP	FT
12.	FLOOR DRAIN	FD
13.	VERTICAL GRATING	VG
14.	PLAIN FLOOR TRAP	PFT
15.	FLOW DIRECTION	
16.	BOTTLE TRAP	
17.	150Ø SOIL PIPE	(1a)
18.	150Ø WASTE PIPE	(2a)

SANCTIONED
TO BE READ WITH THIS OFFICE MEMO NO.: 33585
DATED: 2.7/8/25

S.T.P.(HQ) Member Secretary B.P.A.C. — S.T.P.(G) Member B.P.A.C. — C.T.P.(HR) Chairman B.P.A.C.
DTP(HQ) — CP(HQ) — Rajesh Dutt SD(HQ)
AD — PA — ATP

KEY PLAN

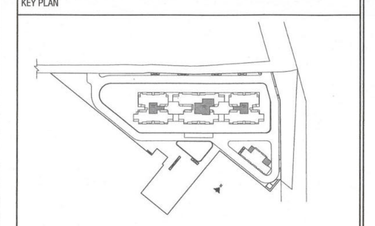

PRINCIPAL ARCHITECT

ACPL Design Ltd — ISO 9001:2015 — Architecture Management Planning
E-24 South Extension -III, +91 11 24632586, New Delhi 110049, India +91 11 24636703
www.acpldesign.com; E: service@acpldesign.com; +91 11 24626383

CLIENT

SV INFRA MANAGEMENT SOLUTIONS PRIVATE LIMITED. (FORMERLY KNOWN AS SV INFRA MANAGEMENT SOLUTIONS LLP)

PROJECT

PROPOSED GROUP HOUSING COLONY UNDER MIXED LAND USE UNDER TOD POLICY DATED 09.02.2016 (98%RESIDENTIAL COMPONENT+2% COMMERCIAL COMPONENT) OVER AN AREA MEASURING 4.65825 ACRES LICENCE NO.-140 OF 2024 DATED 11.11.2024 FALLING IN SECTOR-104, GURUGRAM BEING DEVELOPED BY SV INFRA MANAGEMENT SOLUTIONS PRIVATE LIMITED (FORMERLY KNOWN AS SV INFRA MANAGEMENT SOLUTIONS LLP)

For SV Infra Management Solutions Private Ltd. — Authorised Signatory

AR. MEET SHANGARI ARCHITECT CA/97/21741

OWNER/AUTH. SIGNATURE — ARCHITECT'S SIGNATURE

DRAWING TITLE: GROUND FLOOR (LOBBY,COMMUNITY, SHOPPING & NURSERY SCHOOL)AREA DIAGRAM & DETAILS

DRAWING NO. A-06 — SCALE : 1:200