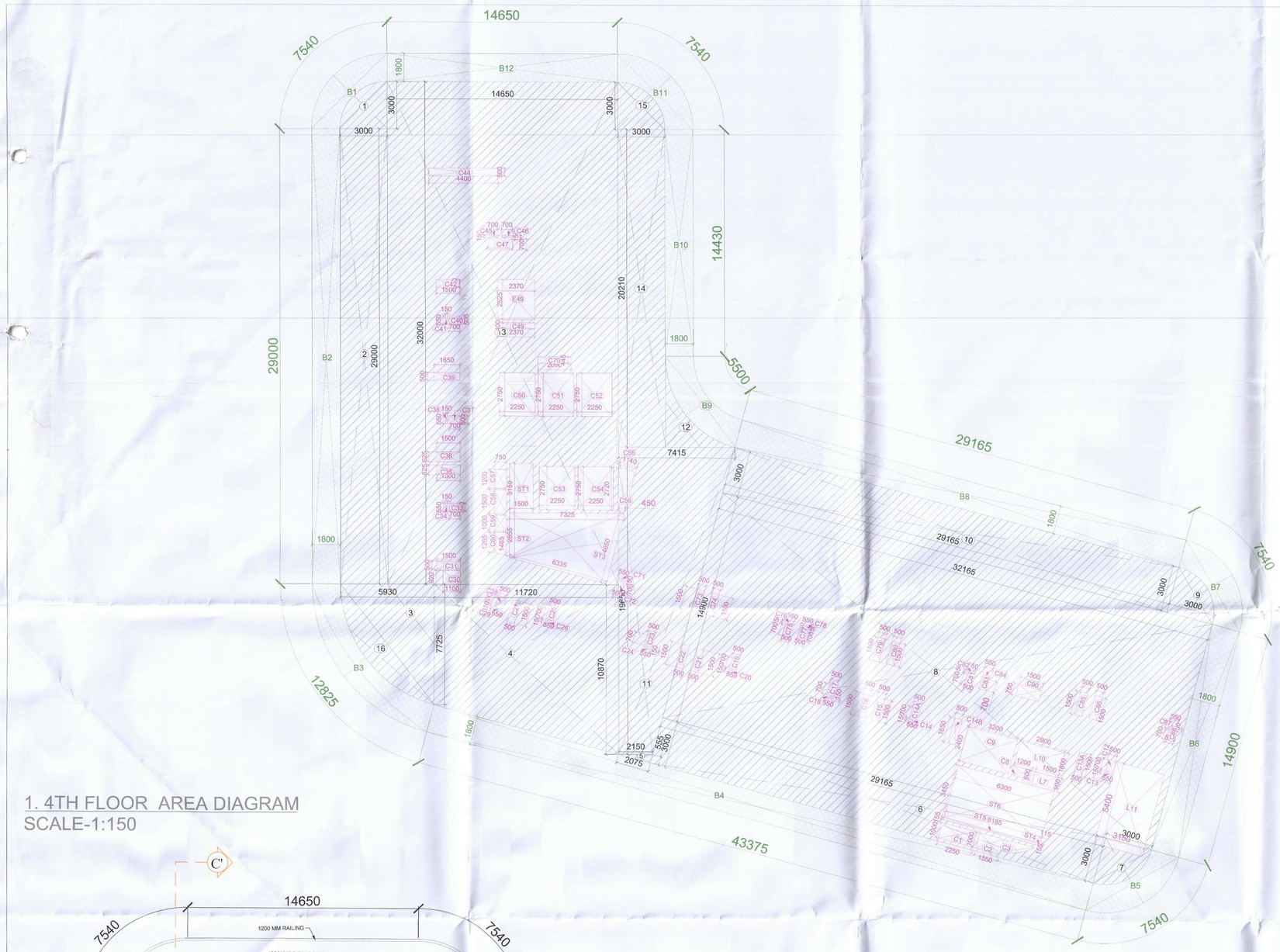

1. 4TH FLOOR AREA DIAGRAM
SCALE-1:150

2. 4TH FLOOR (LVL +21000)
SCALE-1:150

Note: Minimum Lift car size would be 2.35 sq.mt
N ⇨ No. of Service Apartments : 17

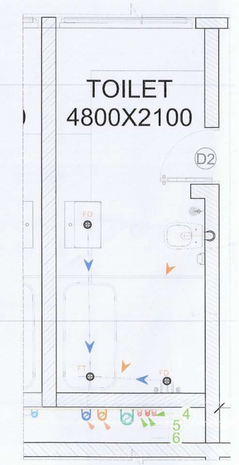

A. TOILET TYPE 1
SCALE-1:50

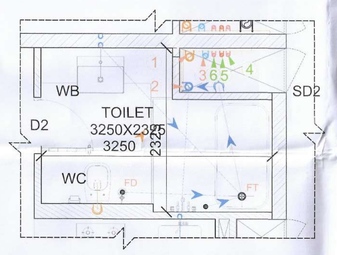

B. TOILET TYPE 2
SCALE-1:50

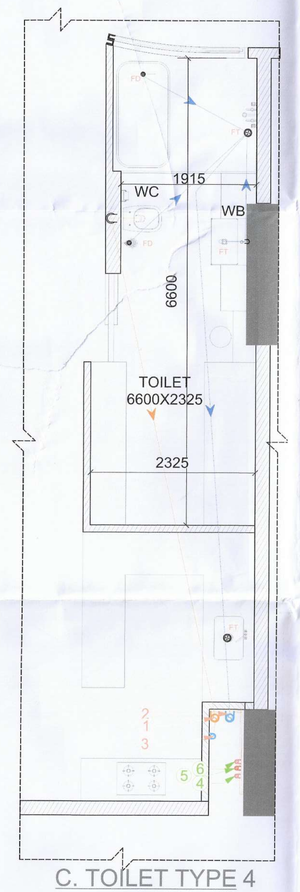

C. TOILET TYPE 4
SCALE-1:50

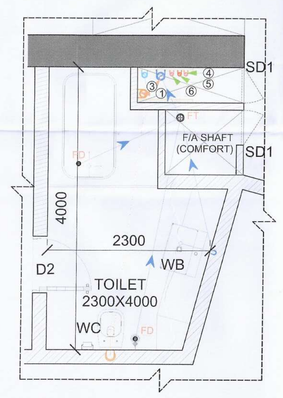

D. TOILET TYPE 3
SCALE-1:50

AREA STATEMENT											
4th Floor											
Addition (A)											
	Shape	Formula	Length		Width		Additional		Unit		Area	Units
1	Quarter Circle	1/4(3.141xr^2)	3.000	x	3.000	x	3.141	x	0.25	=	7.067	sqm
2	Rectangle	LxW	29.000	x	3.000	x	-	x	1.0	=	87.000	sqm
3	Triangle	1/2(LxW)	5.930	x	7.725	x	-	x	0.5	=	22.905	sqm
4	Trapezium	(L1+L2)xW/2	7.725	x	10.870	x	11.72	x	1.0	=	108.967	sqm
5	Triangle	1/2(LxW)	2.075	x	0.555	x	-	x	0.5	=	0.576	sqm
6	Rectangle	LxW	29.165	x	3.000	x	-	x	1.0	=	87.495	sqm
7	Quarter Circle	1/4(3.141xr^2)	3.000	x	3.000	x	3.141	x	0.25	=	7.067	sqm
8	Rectangle	LxW	32.165	x	14.900	x	-	x	1.0	=	479.259	sqm
9	Quarter Circle	1/4(3.141xr^2)	3.000	x	3.000	x	3.141	x	0.25	=	7.067	sqm
10	Rectangle	LxW	29.165	x	3.000	x	-	x	1.0	=	87.495	sqm
11	Trapezium	(L1+L2)xW/2	7.415	x	2.150	x	19.650	x	1.0	=	93.976	sqm
12	Convex Triangle	-	-	x	-	x	-	x	1.0	=	6.607	sqm
13	Rectangle	LxW	32.000	x	14.650	x	-	x	1.0	=	468.800	sqm
14	Rectangle	LxW	20.210	x	3.000	x	-	x	1.0	=	60.630	sqm
15	Quarter Circle	1/4(3.141xr^2)	3.000	x	3.000	x	3.141	x	0.25	=	7.067	sqm
16	Arc Segment	-	-	x	-	x	-	x	1.0	=	10.978	sqm
Total AREA (A)										=	1542.956	sqm

Deductions (C)												
	Shape	Formula	Length		Width		Additional		Unit		Area	Units
C1	Rectangle	LxW	2.250	x	1.000	x	-	x	1.0	=	2.250	sqm
C2	Rectangle	LxW	1.550	x	1.000	x	-	x	1.0	=	1.550	sqm
C3	Concave Triangle	-	-	x	-	x	-	x	1.0	=	0.933	sqm
ST4	Triangle	1/2(LxW)	0.155	x	0.115	x	-	x	0.5	=	0.009	sqm
ST5	Rectangle	LxW	6.185	x	0.155	x	-	x	1.0	=	0.959	sqm
ST6	Rectangle	LxW	6.300	x	3.450	x	-	x	1.0	=	21.735	sqm
L7	Rectangle	LxW	1.500	x	0.900	x	-	x	1.0	=	1.350	sqm
C8	Rectangle	LxW	1.200	x	0.600	x	-	x	1.0	=	0.720	sqm
C9	Rectangle	LxW	3.200	x	2.400	x	-	x	1.0	=	7.680	sqm
L10	Rectangle	LxW	2.900	x	1.800	x	-	x	1.0	=	5.220	sqm
L11	Rectangle	LxW	5.400	x	3.150	x	-	x	1.0	=	17.010	sqm
C12	Rectangle	LxW	0.700	x	0.500	x	-	x	1.0	=	0.350	sqm
C13	Rectangle	LxW	0.550	x	0.150	x	-	x	1.0	=	0.083	sqm
C13A	Rectangle	LxW	1.500	x	0.500	x	-	x	1.0	=	0.750	sqm
C14	Rectangle	LxW	0.550	x	0.150	x	-	x	1.0	=	0.083	sqm
C14A	Rectangle	LxW	0.700	x	0.500	x	-	x	1.0	=	0.350	sqm
C14B	Rectangle	LxW	1.650	x	0.500	x	-	x	1.0	=	0.825	sqm
C15	Rectangle	LxW	1.500	x	0.500	x	-	x	1.0	=	0.750	sqm
C16	Rectangle	LxW	1.500	x	0.500	x	-	x	1.0	=	0.750	sqm
C17	Rectangle	LxW	0.700	x	0.500	x	-	x	1.0	=	0.350	sqm
C18	Rectangle	LxW	0.550	x	0.150	x	-	x	1.0	=	0.083	sqm
C19	Rectangle	LxW	0.700	x	0.500	x	-	x	1.0	=	0.350	sqm
C20	Rectangle	LxW	0.550	x	0.150	x	-	x	1.0	=	0.083	sqm
C21	Rectangle	LxW	1.500	x	0.500	x	-	x	1.0	=	0.750	sqm
C22	Rectangle	LxW	1.500	x	0.500	x	-	x	1.0	=	0.750	sqm
C23	Rectangle	LxW	0.700	x	0.500	x	-	x	1.0	=	0.350	sqm
C24	Rectangle	LxW	0.550	x	0.150	x	-	x	1.0	=	0.083	sqm
C25	Rectangle	LxW	0.700	x	0.500	x	-	x	1.0	=	0.350	sqm
C26	Rectangle	LxW	0.550	x	0.150	x	-	x	1.0	=	0.083	sqm
C27	Rectangle	LxW	1.500	x	0.500	x	-	x	1.0	=	0.750	sqm
C28	Rectangle	LxW	0.700	x	0.500	x	-	x	1.0	=	0.350	sqm
C29	Rectangle	LxW	0.550	x	0.150	x	-	x	1.0	=	0.083	sqm
C30	Rectangle	LxW	0.920	x	1.100	x	-	x	1.0	=	1.012	sqm
C31	Rectangle	LxW	1.500	x	0.500	x	-	x	1.0	=	0.750	sqm
C33	Rectangle	LxW	0.700	x	0.500	x	-	x	1.0	=	0.350	sqm
C34	Rectangle	LxW	0.550	x	0.150	x	-	x	1.0	=	0.083	sqm
C35	Rectangle	LxW	1.500	x	0.625	x	-	x	1.0	=	0.937	sqm
C36	Rectangle	LxW	1.500	x	0.625	x	-	x	1.0	=	0.938	sqm
C37	Rectangle	LxW	0.700	x	0.500	x	-	x	1.0	=	0.350	sqm
C38	Rectangle	LxW	0.550	x	0.150	x	-	x	1.0	=	0.083	sqm
C39	Rectangle	LxW	1.650	x	0.500	x	-	x	1.0	=	0.825	sqm
C40	Rectangle	LxW	0.700	x	0.500	x	-	x	1.0	=	0.350	sqm
C41	Rectangle	LxW	0.550	x	0.150	x	-	x	1.0	=	0.083	sqm
C42	Rectangle	LxW	1.500	x	0.500	x	-	x	1.0	=	0.750	sqm
C44	Rectangle	LxW	4.400	x	0.500	x	-	x	1.0	=	2.200	sqm
C45	Rectangle	LxW	0.700	x	0.150	x	-	x	1.0	=	0.105	sqm
C46	Rectangle	LxW	0.700	x	0.150	x	-	x	1.0	=	0.105	sqm
C47	Rectangle	LxW	1.600	x	0.700	x	-	x	1.0	=	1.119	sqm
C49	Rectangle	LxW	0.400	x	2.370	x	-	x	1.0	=	0.948	sqm
E49	Rectangle	LxW	2.525	x	2.370	x	-	x	1.0	=	5.984	sqm
C50	Rectangle	LxW	2.250	x	2.750	x	-	x	1.0	=	6.188	sqm
C51	Rectangle	LxW	2.250	x	2.750	x	-	x	1.0	=	6.188	sqm
C52	Rectangle	LxW	2.250	x	2.750	x	-	x	1.0	=	6.188	sqm
C53	Rectangle	LxW	2.250	x	2.750	x	-	x	1.0	=	6.188	sqm
C54	Rectangle	LxW	2.250	x	2.750	x	-	x	1.0	=	6.188	sqm
C55	Special Shape	-	-	x	-	x	-	x	1.0	=	2.430	sqm
C56	Rhombus	-	-	x	-	x	-	x	1.0	=	2.037	sqm
C57	Rectangle	LxW	0.750	x	1.200	x	-	x	1.0	=	0.900	sqm
C58	Rectangle	LxW	0.750	x	1.500	x	-	x	1.0	=	1.125	sqm
C59	Rectangle	LxW	0.750	x	1.000	x	-	x	1.0	=	0.750	sqm
C60	Trapezium	(L1+L2)xW/2	0.750	x	1.365	x	1.465	x	1.0	=	1.024	sqm
ST1	Rectangle	LxW	1.500	x	3.150	x	-	x	1.0	=	4.725	sqm
ST2	Triangle	1/2(LxW)	7.325	x	2.855	x	-	x	0.5	=	10.456	sqm
ST3	Triangle	1/2(LxW)	6.335	x	4.650	x	-	x	0.5	=	14.729	sqm
C70	Rectangle	LxW	2.090	x	0.445	x	-	x	1.0	=	0.930	sqm
C71	Rectangle	LxW	0.550	x	0.150	x	-	x	1.0	=	0.083	sqm
C72	Rectangle	LxW	0.700	x	0.500	x	-	x	1.0	=	0.350	sqm
C73	Rectangle	LxW	1.500	x	0.500	x	-	x	1.0	=	0.750	sqm
C74	Rectangle	LxW	1.500	x	0.500	x	-	x	1.0	=	0.750	sqm
C75	Rectangle	LxW	0.700	x	0.500	x	-	x	1.0	=	0.350	sqm
C76	Rectangle	LxW	0.550	x	0.150	x	-	x	1.0	=	0.083	sqm
C77	Rectangle	LxW	0.700	x	0.500	x	-	x	1.0	=	0.350	sqm
C78	Rectangle	LxW	0.550	x	0.150	x	-	x	1.0	=	0.083	sqm
C79	Rectangle	LxW	1.500	x	0.500	x	-	x	1.0	=	0.750	sqm
C80	Rectangle	LxW	1.500	x	0.500	x	-	x	1.0	=	0.750	sqm
C81	Rectangle	LxW	0.700	x	0.500	x	-	x	1.0	=	0.350	sqm
C82	Rectangle	LxW	0.550	x	0.150	x	-	x	1.0	=	0.083	sqm
C83	Rectangle	LxW	0.700	x	0.500	x	-	x	1.0	=	0.350	sqm
C84	Rectangle	LxW	0.150	x	0.550	x	-	x	1.0	=	0.083	sqm
C85	Rectangle	LxW	1.500	x	0.500	x	-	x	1.0	=	0.750	sqm
C86	Rectangle	LxW	1.500	x	0.500	x	-	x	1.0	=	0.750	sqm
C87	Rectangle	LxW	0.550	x	0.150	x	-	x	1.0	=	0.083	sqm
C88	Rectangle	LxW	0.700	x	0.500	x	-	x	1.0	=	0.350	sqm
C90	Rectangle	LxW	1.500	x	0.750	x	-	x	1.0	=	1.125	sqm
Total AREA (C)										=	163.063	sqm

Balcony Calculation (B)												
	Shape	Formula	Length		Width		Additional		Unit		Area	Units
B1	Arc Segment	-	-	x	-	x	-	x	1.0	=	11.027	sqm
B2	Rectangle	LxW	29.000	x	1.800	x	-	x	1.0	=	52.200	sqm
B3	Arc Segment	-	-	x	-	x	-	x	1.0	=	20.970	sqm
B4	Rectangle	LxW	43.375	x	1.800	x	-	x	1.0	=	78.075	sqm
B5	Arc Segment	-	-	x	-	x	-	x	1.0	=	11.027	sqm
B6	Rectangle	LxW	14.900	x	1.800	x	-	x	1.0	=	26.820	sqm
B7	Arc Segment	-	-	x	-	x	-	x	1.0	=	11.027	sqm
B8	Rectangle	LxW	29.165	x	1.800	x	-	x	1.0	=	52.497	sqm
B9	Arc Segment	-	-	x	-	x	-	x	1.0	=	12.016	sqm
B10	Rectangle	LxW	14.430	x	1.800	x	-	x	1.0	=	25.974	sqm
B11	Arc Segment	-	-	x	-	x	-	x	1.0	=	11.027	sqm
B12	Rectangle	LxW	14.650	x	1.800	x	-	x	1.0	=	26.370	sqm
Total AREA (B)										=	339.030	sqm

4th Floor AREA SUMMARY			
Proposed FAR AREA (A-C)	=	1379.953	sqm
Proposed BALCONY AREA (B)	=	339.030	sqm
Proposed NON-FAR BUILT UP AREA STAIRCASE AREA+LIFT LOBBY+ELECTRICAL ROOM (E)	=	82.177	sqm
Proposed BUILTUP AREA (D) = (FAR AREA+B+E)	=	**1801.160**	**sqm**

GLAZING SCHEDULE				
S.No	DoorType	Size	Sill	Lintel
1	SWT1..1	5525x3075	-	3075
2	SWT1..2	5550x3075	-	3075
3	SWT1..3	5550x3075	-	3075
4	SWT1..4	5550x3075	-	3075
5	SWT1..5	5550x3075	-	3075
6	SWT1..6	5810x3075	-	3075
7	SWT1..7	3266x3075	-	3075
8	SWT1..8	3845x3075	-	3075
9	SWT1..9	5675x3075	-	3075
10	SWT1..10	5675x3075	-	3075
11	SWT1..11	5475x3075	-	3075
12	SWT1..12	5200x3075	-	3075
13	SWT1..13	2800x3075	-	3075
14	SWT1..14	4490x3075	-	3075
15	SWT1..14A	2150x3075	-	3075
15	SWT1..15	2775x3075	-	3075
16	SWT1..16	2775x3075	-	3075
19	SWT1..17	2685x3075	-	3075
20	SWT1..17A	4460x3075	-	3075
21	SWT1..17B	2800x3075	-	3075
22	SWT1..18	1900x3075	-	3075
23	SWT1..19	4175x3075	-	3075
24	SWT1..20	3835x3075	-	3075
25	SWT1..20A	3500x3075	-	3075
26	SWT1..21	3750x3075	-	3075
27	SWT1..22	5550x3075	-	3075
28	SWT1..23	5550x3075	-	3075
29	SWT1..24	5550x3075	-	3075
30	SWT1..25	9775x3075	-	3075
31	SWT1..26	3000x3075	-	3075
32	SWT1..26A	4075x3075	-	3075
32	SWT1..27	5850x3075	-	3075
33	SWT1..28	4790x3075	-	3075
34	SWT1..29	2995x3075	-	3075

LEGEND FOR PLUMBING:-	
1	110 OD SWR SOIL & VENT PIPE
2	110 OD SWR WASTE & VENT PIPE
3	90 OD SWR ANTI-SYPHONAGE PIPE
4	DOMESTIC WATER SUPPLY DN. TAKE PIPE 25th TO 23th FLOOR
5	DOMESTIC WATER SUPPLY DN. TAKE PIPE 22th TO GROUND FLOOR
6	FLUSHING WATER SUPPLY DN. TAKE PIPE 25th TO 18th FLOOR
7	DOMESTIC WATER SUPPLY RISER TO O.H.T. FILLING
8	FLUSHING WATER SUPPLY RISER TO O.H.T. FILLING
9	SOFT WATER SUPPLY RISER TO O.H.T. FILLING
10	110 OD uPVC RAIN WATER PIPE FOR BALCONY
11	160 OD uPVC RAIN WATER PIPE FOR TERRACE
12	160 OD SWR SOIL & VENT PIPE
13	160 OD SWR WASTE & VENT PIPE
14	200 OD uPVC RAIN WATER PIPE

DOOR SCHEDULE

S.NO.	DOOR TYPE	DOOR TYPE	SILL	LINTEL	REMARKS
1.	FD1	2000X2400	-------	2400	
2.	FDS	1500X2400	-------	2400	
3.	FD2	1200X2400	-------	2400	
4.	FDA	1050X2400	-------	2400	1HR FIRE RATED
5.	D2	800X2400	-------	2400	
6.	SD1	500X2100	-------	2100	
7.	SD2	625X2100	-------	2100	
8.	SD3	550X2100	-------	2100	

S.T.P. (HQ) Member Secretary B.P.A.C. | S.T.P. (G) Member B.P.A.C. | C.T.P. (HR) Chairman B.P.A.C.

DTP(HQ) | PA. | C.T.P.

STP(HQ)

SANCTIONED
TO BE READ WITH THIS OFFICE MEMO NO.: 29230
DATED: 30/07/25

Ram Avtar Bassi
JD(HQ)

Note :-

1. BUILDING HAS AUTOMATIC SPRINKLER SYSTEM WHEREVER REQUIRED BY NBC.

2. BUILDING WILL BE DESIGNED (STRUCTURES) AS PER RELEVANT IS CODES FOR EARTH QUAKE RESISTANCE

3. ALL LIFTS AND COMMON AREA WITH EMERGENCY LIGHTING TO HAVE 100% POWER BACKUP AS PER NBC REQUIREMENT.

4. ALL DIMENSIONS ARE IN MM.

5. THE BUILDING IS FULLY VENTILATED AND CENTRALLY AIR CONDITIONED WITH 100% POWER BACKUP.

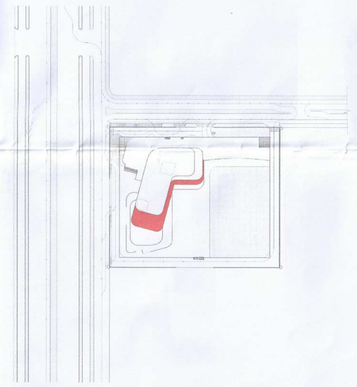

KEYPLAN

PROJECT TITLE :

PROPOSED BUILDING PLAN OF COMMERCIAL SITE FOR AN AREA MEASURING 3.419 ACRES FALLING IN THE RESIDENTIAL PLOTTED COLONY FOR AN AREA MEASURING 197.161 ACRES (LICENCE NO. 54 OF 2014 DATED 20.06.2014, LICENCE NO. 28 OF 2016 DATED 23.12.2016, LICENCE NO. 07 OF 2020 DATED 29.01.2020, LICENCE NO. 104 OF 2021 DATED 10.12.2021 & LICENCE NO. 13 OF 2024 DATED 29.01.2024) IN SECTOR-29,30, 32 & 33, SOHNA BEING DEVELOPED BY ST. PATRICKS REALTY PVT. LTD.

CLIENT

ST. PATRICKS REALTY PVT. LTD.

ARCHITECT

HABITAT ARCHITECTS
#1777, Maharaj Nagar,
Near P.A.U Gate no.3
LUDHIANA-141001,
PUNJAB

ARCHITECT'S SEAL & SIGNATURE	OWNER'S SEAL & SIGNATURE
ZAFAR CHAUDHARY B. Arch. CA/2006/37311	For St. Patricks Realty Pvt. Ltd. Authorised Signatory

Date:	Scale:	Revision no:
	1:150	R0

STATUS:

SUBMISSION DRAWING

DRAWING TITLE :

4TH FLOOR PLAN

JSA Member BPAC

Drawing No.

SD/AR/AL-1/108

Checked and found ok for Public Health (Internal) Service only subject to comments in in forwarding letter No. 93387 Dt. 18/7/2025

Superintending Engineer (HQ) for Chief Engineer-I HSVP, Panchkula