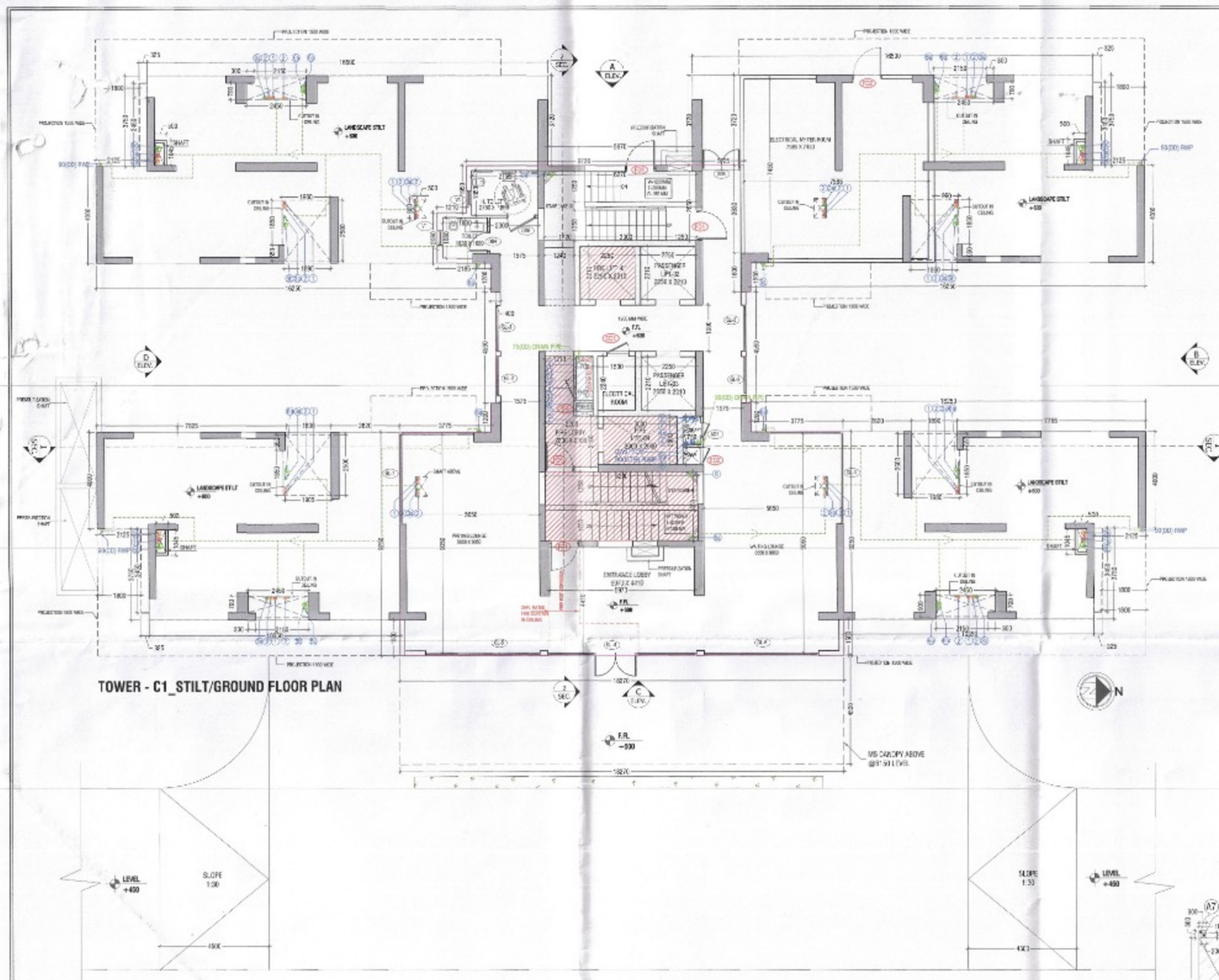

TOWER - C1_STILT/GROUND FLOOR PLAN

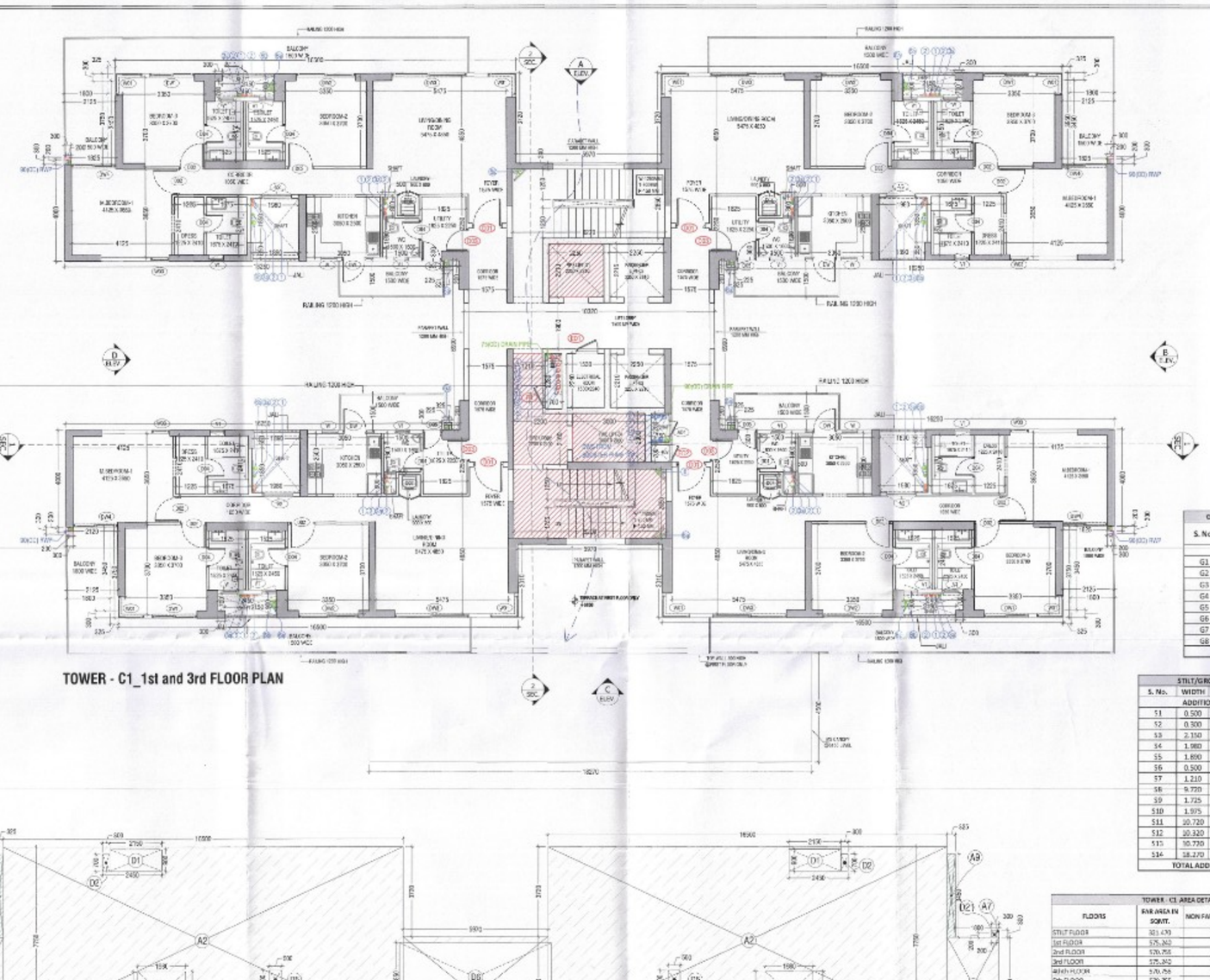

TOWER - C1_1st and 3rd FLOOR PLAN

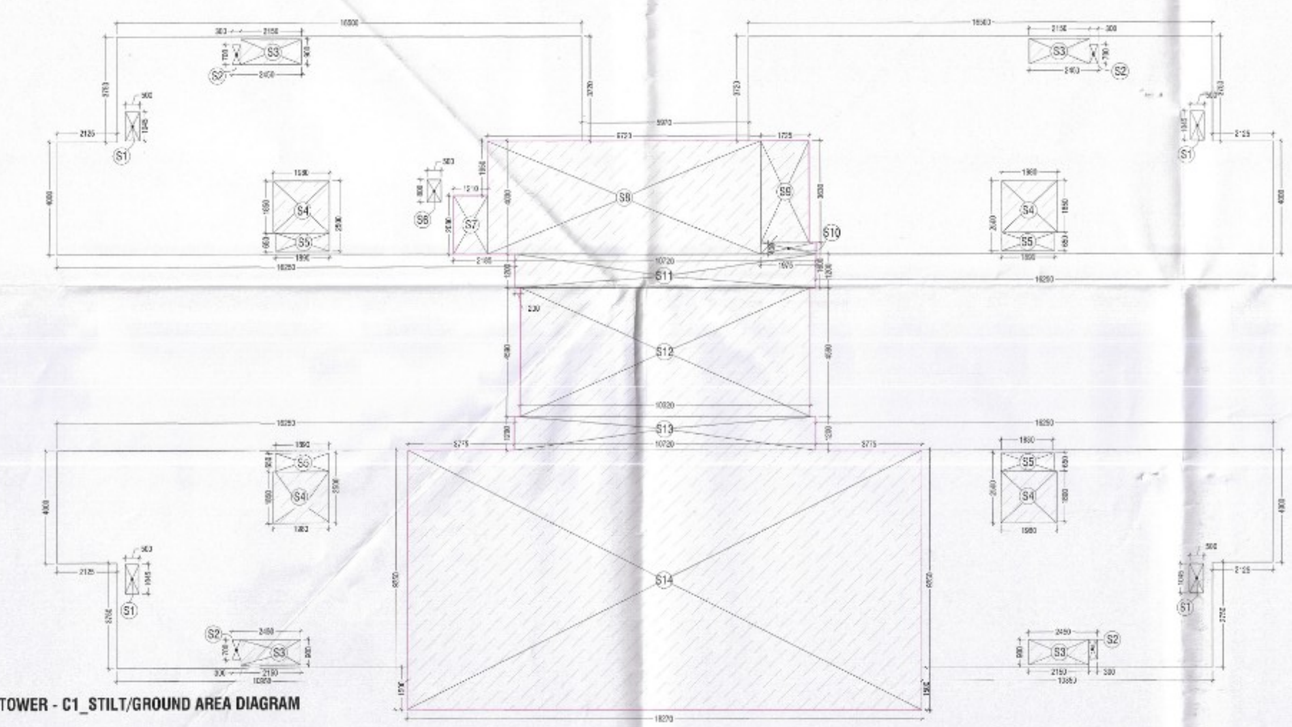

TOWER - C1_STILT/GROUND AREA DIAGRAM

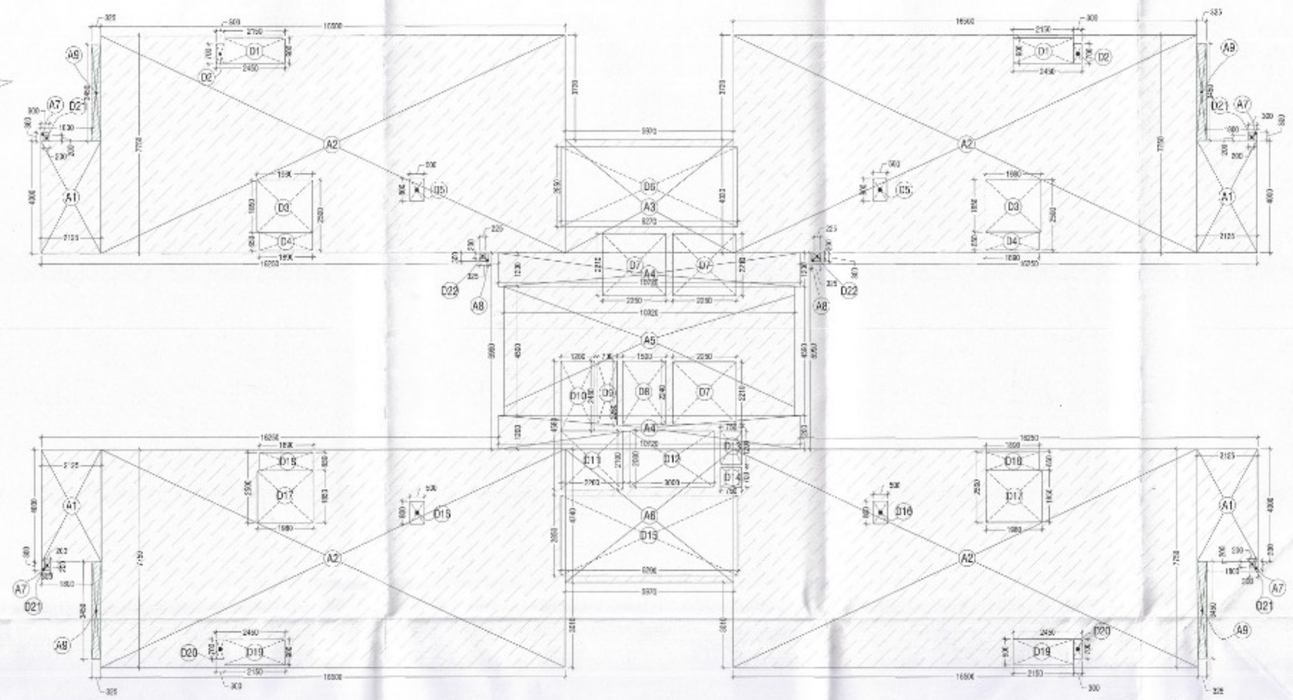

TOWER - C1_1st and 3rd FLOOR AREA DIAGRAM

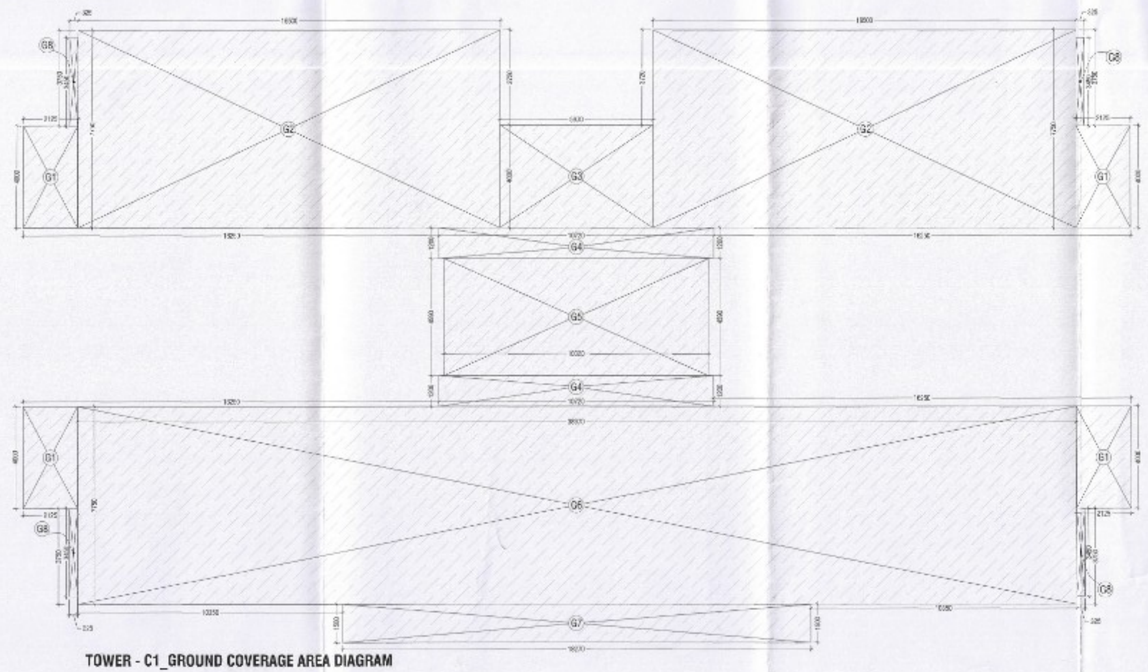

TOWER - C1_GROUND COVERAGE AREA DIAGRAM

GROUND COVERAGE AREA CALCULATIONS(T-C3)				
S. No.	WIDTH	LENGHT	NOS.	AREA IN SQMT
ADDITIONS (A)				
G1	2.125	4.000	4	34.000
G2	25.500	7.750	1	255.750
G3	5.900	4.090	1	24.050
G4	33.720	1.200	2	25.728
G5	30.320	4.090	1	47.360
G6	35.970	2.790	1	100.418
G7	18.270	1.500	1	27.405
G8	0.925	3.490	4	4.485
TOTAL ADDITION (A)			=	720.813

STILT/GROUND FLOOR FAR AREA CALCULATIONS(T-C3)				
S. No.	WIDTH	LENGHT	NOS.	AREA IN SQMT
ADDITIONS (A)				
S1	0.500	1.045	4	2.090
S2	0.300	0.700	4	0.840
S3	2.150	0.900	4	7.740
S4	1.980	1.850	4	14.652
S5	1.800	0.650	4	4.914
S6	0.500	0.800	1	0.400
S7	1.215	0.945	1	1.147
S8	9.720	4.030	1	39.172
S9	1.725	3.630	1	6.262
S10	1.575	0.400	1	0.630
S11	10.720	1.200	1	12.864
S12	10.320	4.590	1	47.369
S13	10.720	1.200	1	12.864
S14	18.270	1.200	1	108.998
TOTAL ADDITION (A)			=	321.470

2ND & 3RD FLOOR FAR AREA CALCULATIONS(T-C3)				
S. No.	WIDTH	LENGHT	NOS.	AREA IN SQMT
ADDITIONS (A)				
A1	2.125	4.000	4	34.000
A2	25.500	7.750	4	102.000
A3	5.900	4.090	1	24.050
A4	10.730	1.200	2	25.728
A5	10.320	4.590	1	47.369
A6	5.970	4.790	1	28.596
A7	0.800	0.300	4	0.960
A8	0.375	0.300	2	0.225
A9	0.925	3.490	4	4.485
TOTAL ADDITION (A)			=	675.994
DEDUCTIONS (D)				
D1	2.150	0.900	2	3.870
D2	0.900	0.700	3	1.890
D3	1.980	1.850	2	7.326
D4	1.980	0.650	2	2.457
D5	0.500	0.800	2	0.800
D6	6.270	1.850	1	17.870
D7	2.250	2.210	3	14.918
D8	1.500	2.280	1	3.420
D9	0.900	2.280	1	1.026
D10	1.700	2.480	1	3.970
D11	2.200	2.200	1	4.840
D12	3.000	2.000	1	6.000
D13	0.750	1.800	1	0.900
D14	0.750	0.700	1	0.525
D15	6.270	2.850	1	17.867
D16	0.100	0.800	2	0.800
D17	1.980	1.850	2	7.326
D18	1.850	0.650	2	2.407
D19	2.150	0.900	2	3.870
D20	0.300	0.700	2	0.420
D21	0.700	0.700	4	0.980
D22	0.100	0.200	2	0.020
TOTAL DEDUCTIONS (D)				100.754
TOTAL 1ST & 3RD FLOOR FAR AREA (A-D)			=	575.240

TOWER - C1 AREA DETAILS			
FLOORS	BAR AREA IN SQMT.	NON FAR AREA IN SQMT.	BUILTUP AREA IN SQMT.
STILT FLOOR	321.470	364.343	685.813
1st FLOOR	575.240	100.754	675.994
2nd FLOOR	575.240	100.754	675.994
3rd FLOOR	575.240	100.754	675.994
4th FLOOR	575.240	100.754	675.994
5th FLOOR	575.240	100.754	675.994
6th FLOOR	575.240	100.754	675.994
7th FLOOR	575.240	100.754	675.994
8th FLOOR	575.240	100.754	675.994
9th FLOOR	575.240	100.754	675.994
10th FLOOR	575.240	100.754	675.994
11th FLOOR	575.240	100.754	675.994
12th FLOOR	575.240	100.754	675.994
13th FLOOR	575.240	100.754	675.994
14th FLOOR	575.240	100.754	675.994
15th FLOOR	575.240	100.754	675.994
16th FLOOR	575.240	100.754	675.994
17th FLOOR	575.240	100.754	675.994
18th FLOOR	575.240	100.754	675.994
19th FLOOR	575.240	100.754	675.994
20th FLOOR	575.240	100.754	675.994
21st FLOOR	575.240	100.754	675.994
22nd FLOOR	575.240	100.754	675.994
23rd FLOOR	575.240	100.754	675.994
24th FLOOR	575.240	100.754	675.994
25th FLOOR	575.240	100.754	675.994
26th FLOOR	575.240	100.754	675.994
27th FLOOR	575.240	100.754	675.994
28th FLOOR(RESIDE)	575.240	100.754	675.994
29th FLOOR	575.240	100.754	675.994
30th FLOOR	575.240	100.754	675.994
31st FLOOR	575.240	100.754	675.994
32nd FLOOR	440.351	93.777	534.128
33rd FLOOR	314.295	85.138	399.433
34th FLOOR	314.295	85.138	399.433
TERRACE (M.ANTY & LIFT)	0.000	106.663	106.663
M. ROOM & OVER HEAD TANK	0.000	106.663	106.663
TOTAL AREA (IN ALL FLOORS)	19103.518	4367.444	23470.962

TOWER C DOOR WINDOW SCHEDULE					
NAME	WIDTH	HEIGHT	CILL	LINTEL	LOCATION
ED1	900	2250	150	2400	ELE. ROOM 2 HR FIRE RATING
ED2	700	2250	150	2400	ELV. SHAFT 2 HR FIRE RATING
FD	900	2250	150	2400	FHC
FD1	1200	2400	0	2400	STAIRCASE 2 HR FIRE RATING
FD2	1200	2400	0	2400	ELECTRICAL METER ROOM-STILT
ADT	915	2250	150	2400	PL. SHAFT
DO1	1200	2400	0	2400	UNIT ENTRY / TERRACE 1 HR FIRE RATING
DO1A	1200	2100	0	2100	TERRACE
DO2	1000	2400	0	2400	ROOM
DO3	750	2400	0	2400	TOILET
DO4	800	2400	0	2400	UTILITY BALCONY
DO5	1200	2400	0	2400	HANDICAPPED TOILET
DO6	900	2400	0	2400	LAUNDRY
DO7	1575	2400	0	2400	STILT CORRIDOR
DW	1200/800	2400/1350	0/900	2400	KITCHEN TO BALCONY
DW1	1550	2400	0	2400	BEDROOM TO BALCONY
DW2	2480	2400	0	2400	BEDROOM TO BALCONY
DW3	1360	2400	0	2400	LIVING ROOM TO BALCONY
DW4	1825	2400	0	2400	BEDROOM TO BALCONY
W	600	1350	1050	2400	KITCHEN TO BALCONY
W01	575/575	2400	0	2400	ROOM
W02	750	2400	0	2400	LIVING ROOM
W03	750	2400	0	2400	MASTER BEDROOM
V1	600	1200	1200	2400	TOILET
V2	1200	1200	1200	2400	SHAFT
GL1	3600/900	4900	0	4900	ENTRANCE LOBBY STILT
GL2	1940	3700	1200	4900	CORRIDOR STILT
GL3	1900	3700	1200	4900	CORRIDOR STILT
GL4	4330/1800	4900/3000	0	4900/3000	CORRIDOR STILT
GL5	4700	4800	0	4800	WAITING LOUNGE STILT

LEGEND FOR PLUMBING:-
1 — 150Ø SOIL & VENT PIPE
1a — 100Ø SOIL & VENT PIPE
1b — 200Ø SOIL & VENT PIPE
2 — 150Ø WASTE & VENT PIPE
2a — 150Ø WASTE & VENT PIPE
2b — 200Ø WASTE & VENT PIPE
3 — 75Ø ANTI-SYPHONAGE PIPE
3a — 100Ø ANTI-SYPHONAGE PIPE
3b — 150Ø ANTI-SYPHONAGE PIPE
4 — DOMESTIC WATER SUPPLY MAIN PIPE
4a — DOMESTIC WATER SUPPLY BRANCH PIPE
5 — FLUSHING WATER SUPPLY MAIN PIPE
5a — FLUSHING WATER SUPPLY BRANCH PIPE
6 — 75Ø RAIN WATER PIPE
6a — 100Ø RAIN WATER PIPE
6b — 150Ø RAIN WATER PIPE
6c — 200Ø RAIN WATER PIPE
7 — DOMESTIC WATER TANK FILLING PIPE
8 — FLUSHING WATER TANK FILLING PIPE

FIRE FIGHTING LEGEND:-
(A) — 110Ø FIRE PIPE FOR LOW RISE
(A1) — 110Ø FIRE PIPE FOR MID RISE
(A2) — 110Ø FIRE PIPE FOR HIGH RISE
(B) — 110Ø SPRINKLER PIPE FOR LOW RISE
(B1) — 110Ø SPRINKLER PIPE FOR MID RISE
(B2) — 110Ø SPRINKLER PIPE FOR HIGH RISE
(C) — 80Ø SPRINKLER DRAIN PIPE
(D) — 150Ø FIRE PIPE FROM FIRE UNIT TO BASEMENT
FIRE HOSE CABINET

NOTE
EACH FIRE HOSE CABINET SHALL CONSIST OF
1 NO. - SS SINGLE HEADED HYDRANT VALVE 63mm.
2 Nos. - FIRE HOSES 63mm. 15M LONG WITH ACCESSORIES.
1 No.- SHORT BRANCH PIPE
1 No.- FIRST AID HOSE REEL DRUM
1 No.- ABC TYPE FIRE EXT. (6.5KG)
1 No.- CO2 TYPE FIRE EXT. (4.5KG)

S.T.P.(HQ) Member Secretary B.P.A.C.
S.E.A.(S) Member B.P.A.C.
C.T.P.(HQ) Chairman B.P.A.C.
DTP(HQ)
ATP(HQ)
AD
PA
DINESH KUMAR PA(HQ)
JD(HQ) Member B.P.A.C.

SANCTIONED
TO BE READ WITH THIS OFFICE MEMO NO.: 3704
DATED: 21/07/2025

Checked and found ok for Public Health (Internal) Service only subject to comments in forwarding letter No. 485455 Dt. 24/10/25
Superintending Engineer (HQ) for Chief Engineer HSVP, Panchkula

KEY PLAN

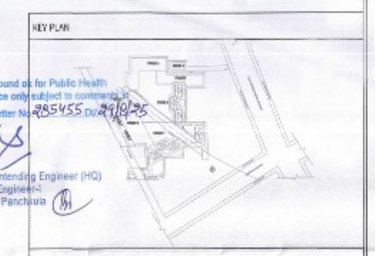

PRINCIPAL ARCHITECT
ACPL
ACPL Design Ltd

CLIENT
EMAAR INDIA LTD.

PROJECT
PROPOSED RESIDENTIAL COLONY (UNDER NILP POLICY DATED 11.05.2022)(IN THE ADDITIONAL AREA MEASURING 1.4625 ACRES (LICENCE NO. 75 OF 2025 DATED 22.06.2025) ADJOINING TO ALREADY LICENSE GRANTED AREA MEASURING 24.4375 ACRES (LICENCE NO. 10 OF 2025 DATED 19.01.2025)(THEREY MAKING TOTAL AREA MEASURING 25.90 ACRES, SECTOR-88, GURUGRAM BEING DEVELOPED BY EMAAR INDIA LTD.

EMAAR INDIA LIMITED
OWNER/AUTH. SIGNATURE

KULMEET SHANGARI
ARCHITECT
CA/97/21741
ARCHITECT'S SIGNATURE

DRAWING TITLE
TOWER C1_STILT/GROUND, 1ST & 3RD FLOOR PLAN AND AREA DIAGRAM

DRAWING NO. A-19 | SCALE : 1:100